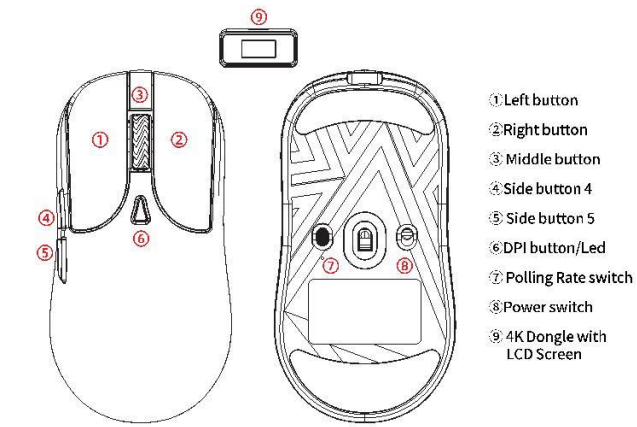


# VANCER GROOVE

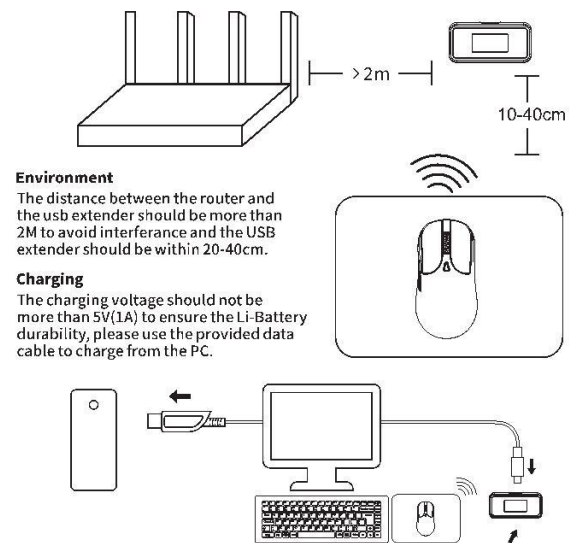
Wireless Gaming Mouse

twitter:VancerOfficial  
Support: contact@vancer.gg  
vancertech.com

On the desk or in your heart



When the battery is less than 2%, the top ⑥ indicator flashes red, the indicator flashes when charging, and the green light is steady on when charging fully.  
Press the top ⑥ DPI button to cycle corresponding DPI values: 400DPI (red), 800DPI (green), 1600DPI (blue), 3200DPI (orange), 6400DPI (purple),  
Motion Sync On/off: Simultaneously press the ④+⑤+① combination button for 3 seconds to adjust the Motion Sync, the indicator shows: green (On); red (Off)  
LOD adjustment: press the ④+⑤+② combination button for 3 seconds at the same time, the indicator shows: green light (1mm), purple light (2mm),  
Press the bottom ⑦ return button to cycle corresponding return value: 500HZ (red), 1000HZ (green) 2000HZ (blue) 4000HZ (orange)  
At the same time, the display screen displays the corresponding value



FCC Compliance Statement:  
This device complies with Part 15 of the FCC Rules. Operation is subject to the following two conditions: (1) this device may not cause harmful interference, and (2) this device must accept any interference received, including interference that may cause undesired operation.  
Changes or modifications not expressly approved by the party responsible for compliance could void the user's authority to operate the equipment.

NOTE: This equipment has been tested and found to comply with the limits for a Class B digital device, pursuant to Part 15 of the FCC Rules. These limits are designed to provide reasonable protection against harmful interference in a residential installation. This

equipment generates, uses instructions, may cause harmful interference to radio communications. However, there is no guarantee that interference will not occur in a particular installation. If this equipment does cause harmful interference to radio or television reception, which can be determined by turning the equipment off and on, the user is encouraged to try to correct the interference by one or more of the following measures:  
-- Reorient or relocate the receiving antenna.  
-- Increase the separation between the equipment and receiver.  
-- Connect the equipment into an outlet on a circuit different from that to which the receiver is connected.  
-- Consult the dealer or an experienced radio/TV technician for help.



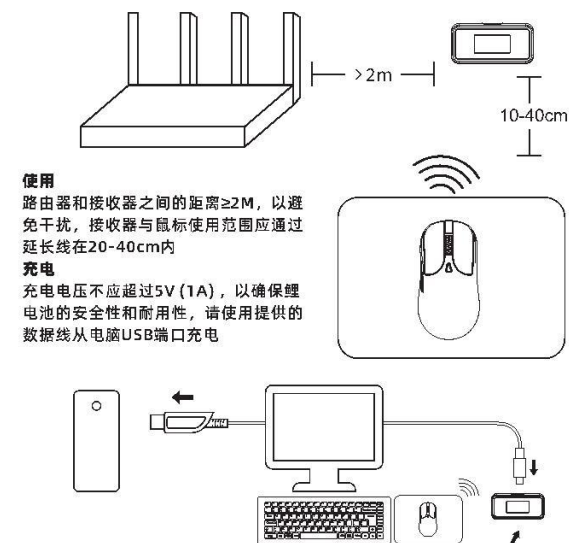
# VANCER 星轨 电竞无线游戏鼠标

Support: contact@vancer.gg  
vancertech.com

On the desk or in your heart



电量低于2%时, 顶部⑥指示灯红闪烁, 充电时指示灯闪烁, 充电充满电为绿灯常亮。  
按顶⑥DPI按键循环对应DPI值: 400DPI(红色), 800DPI(绿色) 1600DPI(蓝色) 3200DPI(橙色), 6400DPI(紫色),  
Motion Sync开启/关闭: 同时按下④+⑤+①组合按键3秒调节Motion Sync, 指示灯显示: 绿灯 (On); 红灯 (Off)  
LOD调节: 同时按下④+⑤+②组合按键3秒, 指示灯显示: 青灯 (1mm), 紫灯 (2mm),  
按底部⑦回报率按键循环对应回报率值:  
500HZ(红色), 1000HZ(绿色) 2000HZ(蓝色) 4000HZ(橙色)  
同时显示屏显示相应的数值



玩設  
VANCER  
“謝謝”  
“Thank you”

**FCC Warning:**

This equipment has been tested and found to comply with the limits for a Class B digital device, pursuant to part 15 of the FCC Rules. These limits are designed to provide reasonable protection against harmful interference in a residential installation. This equipment generates, uses and can radiate radio frequency energy and, if not installed and used in accordance with the instructions, may cause harmful interference to radio communications. However, there is no guarantee that interference will not occur in a particular installation. If this equipment does cause harmful interference to radio or television reception, which can be determined by turning the equipment off and on, the user is encouraged to try to correct the interference by one or more of the following measures:

- Reorient or relocate the receiving antenna.
- Increase the separation between the equipment and receiver.
- Connect the equipment into an outlet on a circuit different from that to which the receiver is connected.
- Consult the dealer or an experienced radio/TV technician for help.

**Caution:** Any changes or modifications to this device not explicitly approved by manufacturer could void your authority to operate this equipment.

This device complies with part 15 of the FCC Rules. Operation is subject to the following two conditions:

(1) This device may not cause harmful interference, and (2) this device must accept any interference received, including interference that may cause undesired operation.

This equipment complies with FCC radiation exposure limits set forth for an uncontrolled environment. This equipment should be installed and operated with minimum distance 0cm between the radiator and your body.