

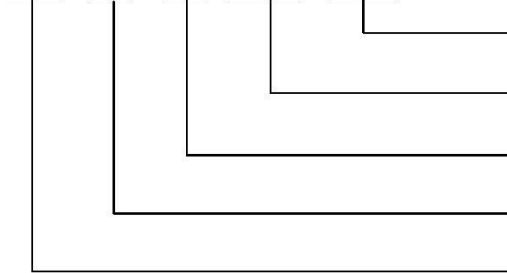
## 1. 概述 INTRODUCTION

微波多层陶瓷天线 LA 系列产品设计用于 WLAN、WiFi、蓝牙、PHS，手机多频天线, FM 等小体积 SMD 片式设计。

Microwave Multi-Layer Ceramic Antenna LA series are designed to be used in WLAN、WiFi、Bluetooth、PHS、 Multiple-band Mobile phone antenna, FM, etc and compact size SMD chip design.

## 2. 型号 Part Number

LA 31 H 2450 - A27



产品名称，编号 A27/Product Name: A27

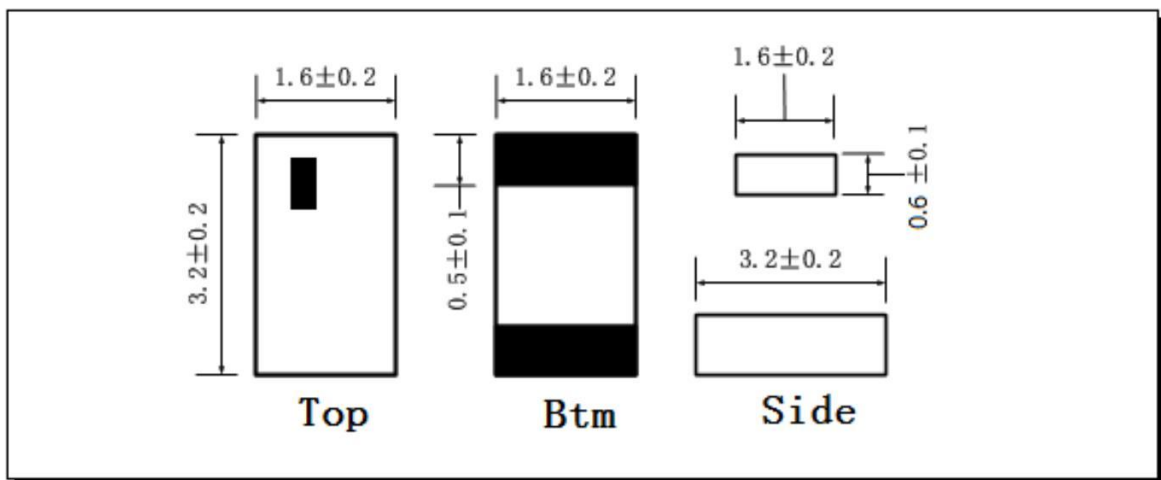
天线频率/ Antenna Frequency: 2450 MHz

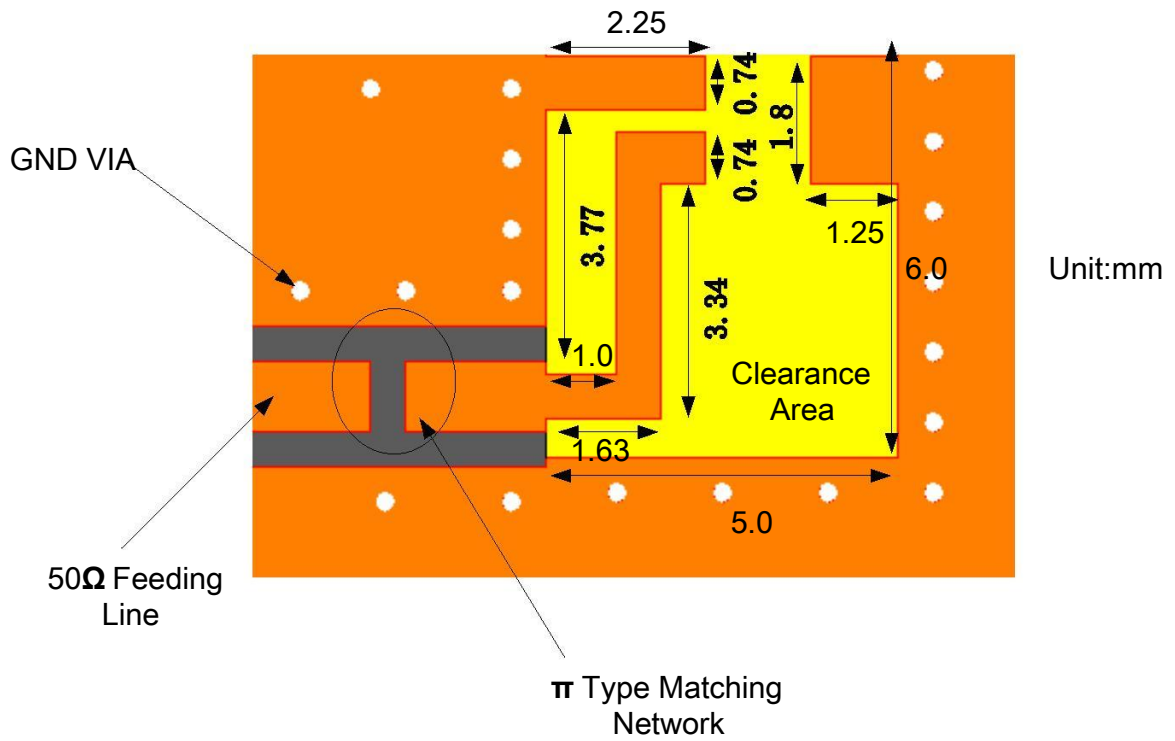
产品设计结构 H 型/ Via Design Series

产品尺寸/Size : 3.2×1.6×0.6

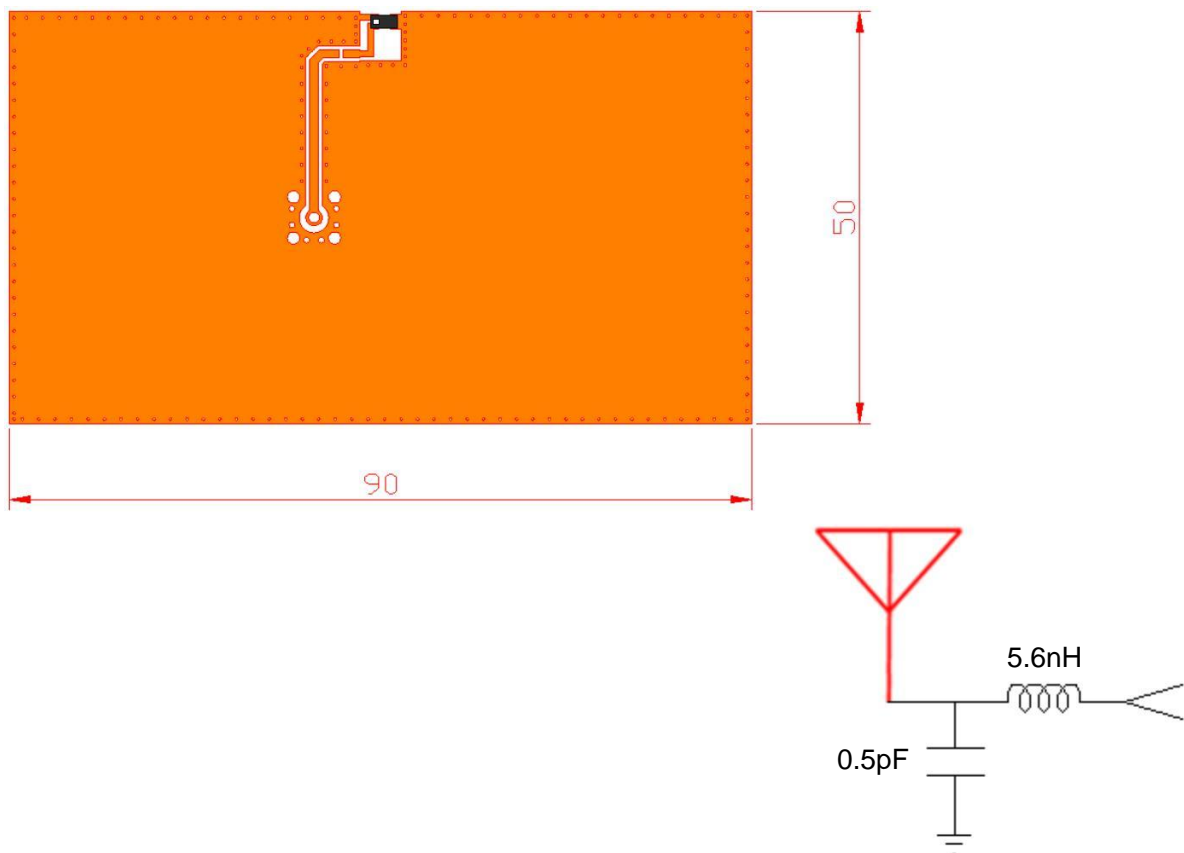
多层结构天线/Multi-layer Antenna

## 3. 外型尺寸及测试板焊盘尺寸 Dimensions ( Unit : mm )





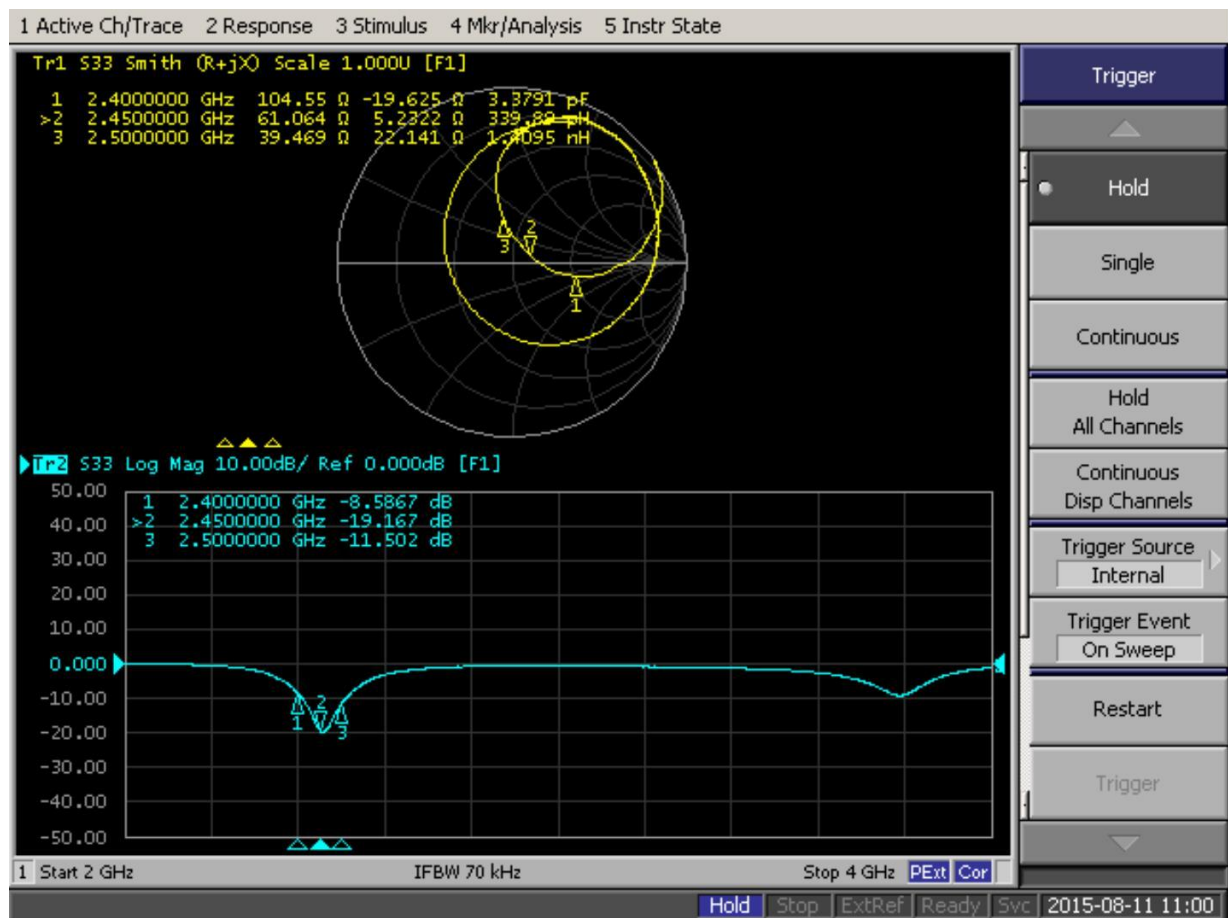
#### 4. 测试电路和匹配电路 Evaluation Board and Matching Circuits



## 5. 电气性能 Electrical Characteristics

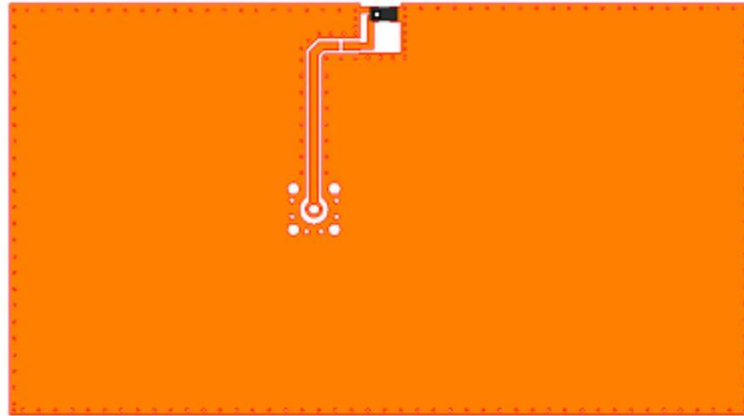
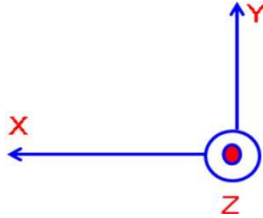
No.	Item (项目)	Specifications (特性)
5.1	Central Frequency 中心频率(No matching)	2450MHz
	(带匹配电路测试)After Matching	2450 MHz
5.2	Band Width 通带宽度	100 MHz typ.
5.3	Peak Gain 峰值增益	5.62 dBi
5.4	V.S.W.R (in BW) 驻波比	$\leq 2.0$
5.5	Polarization 极化方式	Linear 线性
5.6	Azimuth Beam width 方位角	Omni-directional 全向
5.7	Impedance 阻抗	50 $\Omega$

## 6. 特性曲线 Characteristic curve

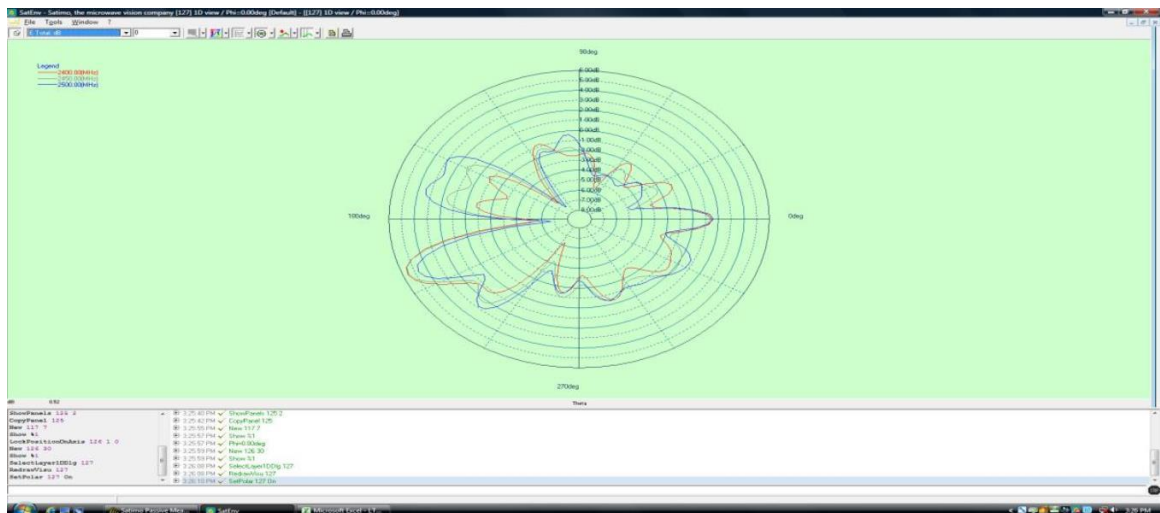


## 7. 方向图及效率 Radiation Pattern & Efficiency

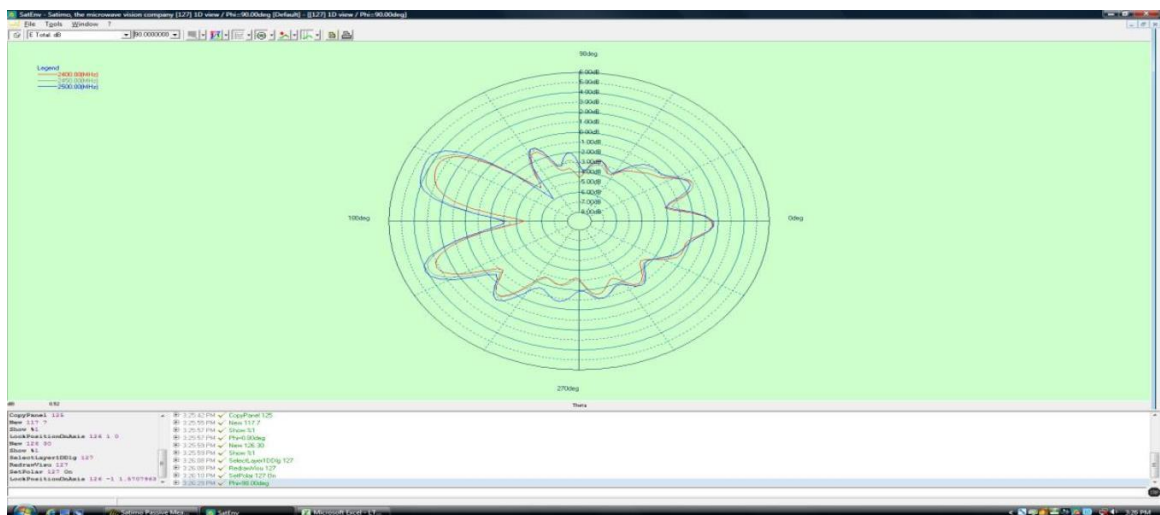
coordinates :



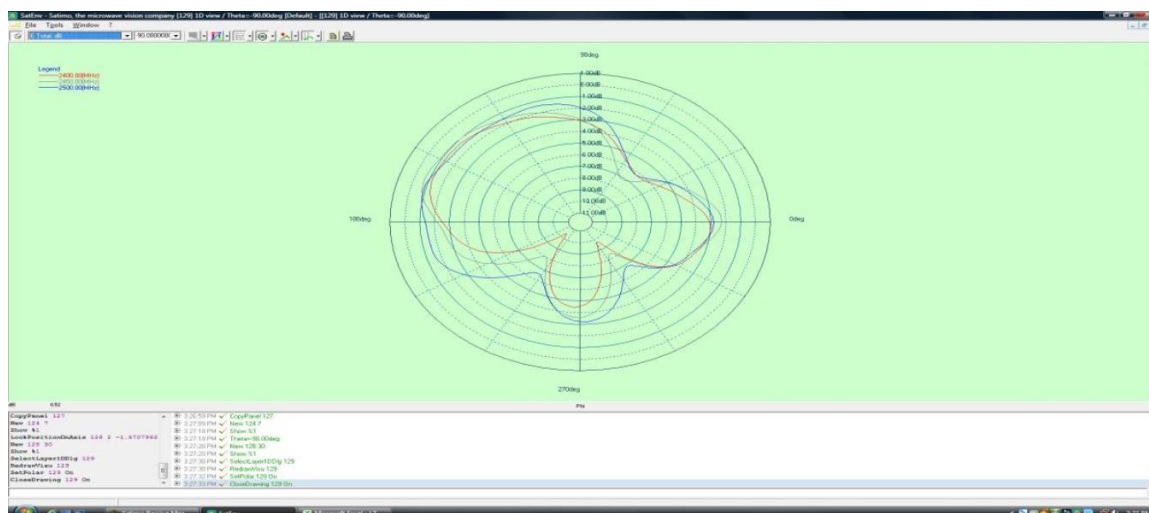
### X-Z Plane Plane



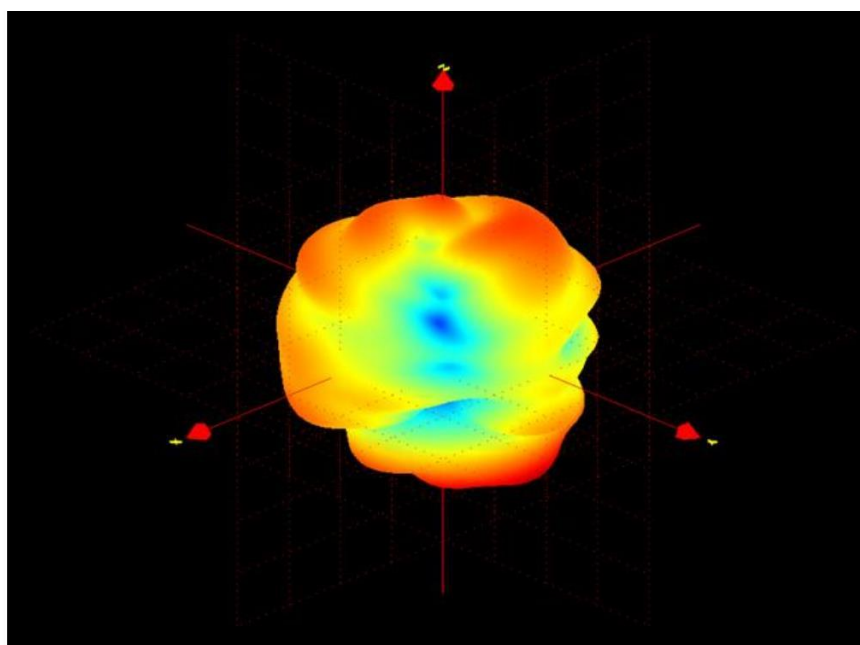
### X-Y Plane



## Y-Z Plane



## 3D Radiation Pattern



Frequency (MHz)	2400	2450	2500
Avg. Gain (dBi)	-1.56	-1.28	-1.15
Peck Gain (dBi)	5.62	5.54	4.48
Efficiency (%)	71.8	73.5	75.6

## 8 可靠性试验后允许误差 Post Dependability Tolerance

经可靠性试验后允许比起始读数偏差见下表

No.	Item (项目)	Post Dependability Tolerance (可靠性试验后允许附加误差)
8.1	Central Frequency 中心频率	$\pm 5$ MHz
8.2	Band Width 通带宽度	$\pm 5$ MHz
8.3	Gain 增益	$\pm 0.1$ dBi
8.4	V.S.W.R (in BW) 驻波比	$\pm 0.1$

Post Dependability Tolerance (Refer to the table)

## 9 可靠性试验 Dependability Test

基准条件：温度范围	Temperature range	$25 \pm 5^{\circ}\text{C}$
相对湿度范围	Relative Humidity range	55~75%RH
工作温度	Operating Temperature range	$-40^{\circ}\text{C} \sim +85^{\circ}\text{C}$
贮藏温度	Storage Temperature range	$-40^{\circ}\text{C} \sim +85^{\circ}\text{C}$

### 9.1 耐振动 Vibration Resist

在振动频率为 10~55Hz 振幅为 1.5mm 沿 X.Y.Z 方向各振动 2 小时后测试符合表 8.1~8.4 规定。

The device should satisfy the electrical characteristics specified in paragraph 8.1~8.4 after applied to the vibration of 10 to 55Hz with amplitude of 1.5mm for 2 hours each in X, Y and Z directions.

### 9.2 耐跌落冲击 Drop Shock

在 100cm 高度处按 X, Y, Z 三个面分别自由跌落在木制地板上共 3 次后测试符合表 8.1~8.4 规定。

The device should satisfy the electrical characteristics specified in paragraph 8.1~8.4 after dropping onto the hard wooden board from the height of 100cm for 3 times each facet of the 3 dimensions of the device.

### 9.3 耐焊接热 Solder Heat Proof

能承受经 120~150°C 的温度预热 120 秒后, 在  $255^{\circ}\text{C} + 10^{\circ}\text{C}$  的焊锡浸  $5 \pm 0.5$  秒, 或  $300^{\circ}\text{C} - 10^{\circ}\text{C}$  的电烙铁焊接  $3 \pm 0.5$  秒, 焊接面无损伤。

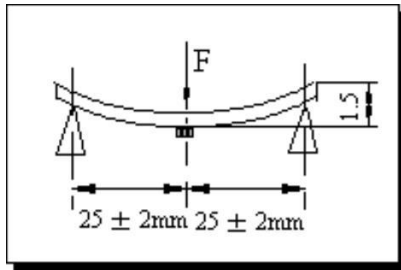
The device should be satisfied after preheating at  $120^{\circ}\text{C} \sim 150^{\circ}\text{C}$  for 120 seconds and dipping in soldering Sn at  $255^{\circ}\text{C} + 10^{\circ}\text{C}$  for  $5 \pm 0.5$  seconds, or electric iron  $300^{\circ}\text{C} - 10^{\circ}\text{C}$  for  $3 \pm 0.5$  seconds, without damage.

### 9.4 结合力试验 Tensile Strength of Terminal

在产品电极端子上或表面上应能承受 1kg 垂直拉力  $10 \pm 1$  秒。

The device should not be broken after tensile force of 1.0kg is slowly applied to pull a lead pin of the fixed device in the lead axis direction for  $10 \pm 1$  seconds.

### 9.5 耐弯曲试验 Bending Resist Test



将产品按图焊在  $1.6 \pm 0.2\text{mm}$  的 PCB 板中间，由箭头方向施力： $1\text{mm/S}$ ，弯曲距离： $1.5\text{mm}$ ，保持  $5 \pm 1\text{S}$ ，产品金属层无脱落。

Weld the product to the center part of the PCB with the thickness  $1.6 \pm 0.2\text{mm}$  as the illustration shows, and keep exerting force arrow-ward on it at speed of  $1\text{mm/S}$ , and hold for  $5 \pm 1\text{S}$  at the position of  $1.5\text{mm}$  bending distance, so far, any peeling off of the

product metal coating should not be detected.

### 9.6 耐湿热特性 Moisture Proof

在温度为  $60 \pm 2^\circ\text{C}$ ，相对湿度 90~95% 的恒温湿箱中放置 96 小时，在常温中恢复 1~2 小时后测试，符合表 8.1~8.4 规定。

The device should satisfy the electrical characteristics specified in paragraph 8.1~8.4 after exposed to the temperature  $60 \pm 2^\circ\text{C}$  and the relative humidity 90~95% RH for 96 hours and 1~2 hours recovery time under normal condition.

### 9.7 高温特性 High Temperature Endurance

在温度为  $85 \pm 5^\circ\text{C}$  的恒温箱中放置  $96 \pm 2$  小时，在常温中恢复 1~2 小时后测试。符合表 8.1~8.4 规定。

The device should satisfy the electrical characteristics specified in paragraph 8.1~8.4 after exposed to temperature  $85 \pm 5^\circ\text{C}$  for  $96 \pm 2$  hours and 1~2 hours recovery time under normal temperature.

### 9.8 低温特性 Low Temperature Endurance

在温度为  $-40^\circ\text{C} \pm 5^\circ\text{C}$  低温箱中放置  $96 \pm 2$  小时后恢复 1~2 小时测试符合表 8.1~8.4 规定。

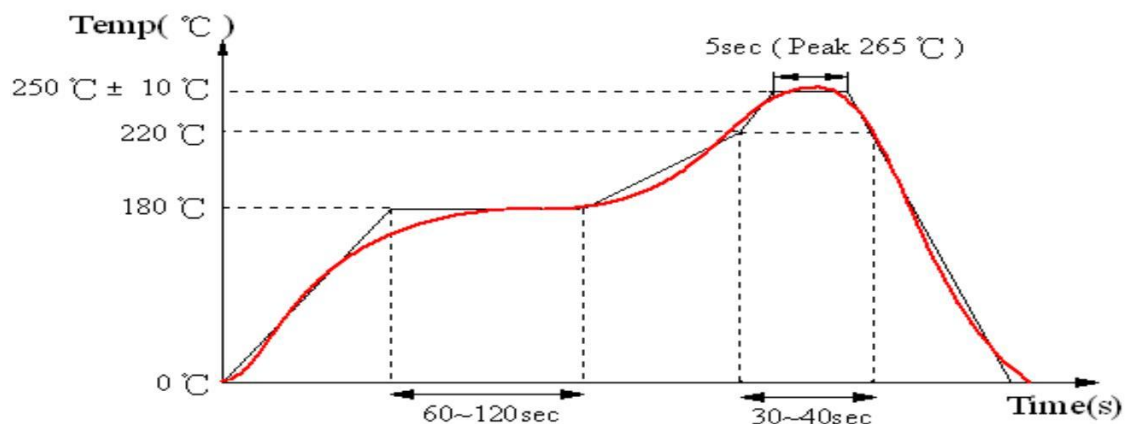
The device should also satisfy the electrical characteristics specified in paragraph 8.1~8.4 after exposed to the temperature  $-40^\circ\text{C} \pm 5^\circ\text{C}$  for  $96 \pm 2$  hours and to 2 hours recovery time under normal temperature.

### 9.9 温度循环 Temperature Cycle Test

在  $-40^\circ\text{C}$  温度中保持 30 分钟，再在  $+85^\circ\text{C}$  温度中保持 30 分钟，共循环 5 次后在常温中恢复 1~2 小时后测试符合表 8.1~8.4 规定。

The device should also satisfy the electrical characteristics specified in paragraph 8.1~8.4 after exposed to the low temperature  $-40^\circ\text{C}$  and high temperature  $+85^\circ\text{C}$  for  $30 \pm 2$  min each by 5 cycles and 1 to 2 hours recovery time under normal temperature.

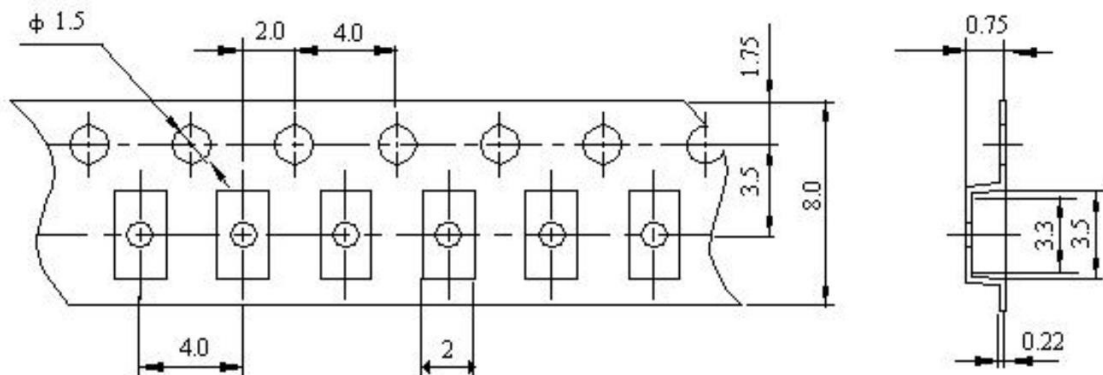
### 10 回流焊温度 Reflow Soldering Standard Condition





## 11 包装尺寸(3216) Packaging and Dimensions

## 11.1 Plastic Tape

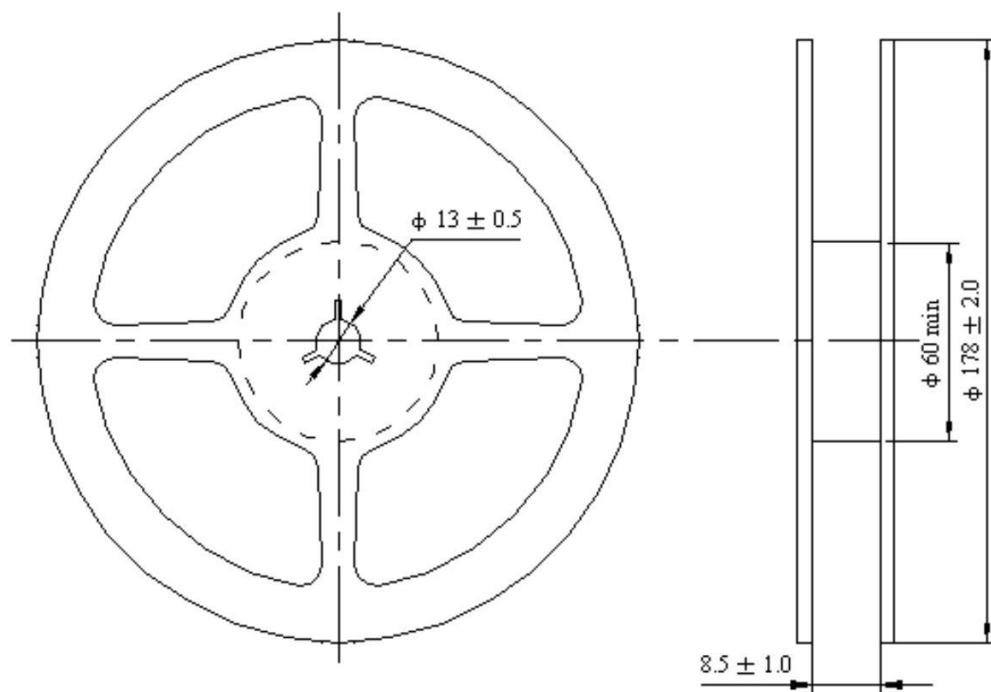


包装说明： Remarks for Package

载带尾部空穴长度 150 ~ 200mm，载带头部空穴长度 250 ~ 300mm，头部的盖带加长 250mm。

Reserve a length of 150~200mm for the trailer of the carrier and 250~300 mm for the leader of the carrier and further 250mm of cover tape at the leading part of the carrier.

## 11.2 Reel ( 3000 pcs/Reel )



## 11.3 储存条件 Storage Period

易氧化产品，真空状态储存一年. 产品拆封后请于 168 小时内用完或重新密封包装！

Oxidizable, 12 months in vacuum sealed bag . Material, please repack within 168 hours by re-seal the package treatment after use them!

储存温度与湿度:

Storage Temperature Range : <30 degree C, Humidity : <60% RH