

TEST SETUP PHOTOGRAPHS

With Magnetic card


Photo of Power Line Conducted Emission Measurement-Front View(Test Mode 1)




Photo of Power Line Conducted Emission Measurement-Side View(Test Mode 1)



Radiated Spurious Emissions Test View (9kHz-30MHz) (Test Mode 1)




Radiated Spurious Emissions Test View (30MHz-1GHz) (Test Mode 1)




Without Magnetic card
Photo of Power Line Conducted Emission Measurement-Front View(Test Mode 1)




Photo of Power Line Conducted Emission Measurement-Side View(Test Mode 1)



Radiated Spurious Emissions Test View (9kHz-30MHz) (Test Mode 1)



Radiated Spurious Emissions Test View (30MHz-1GHz) (Test Mode 1)



*****END*****