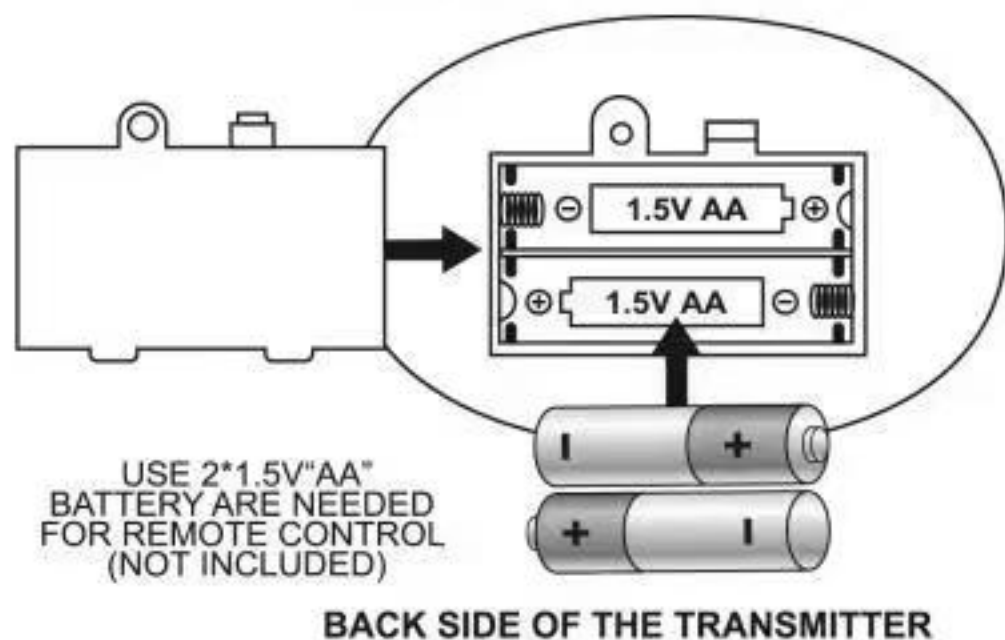
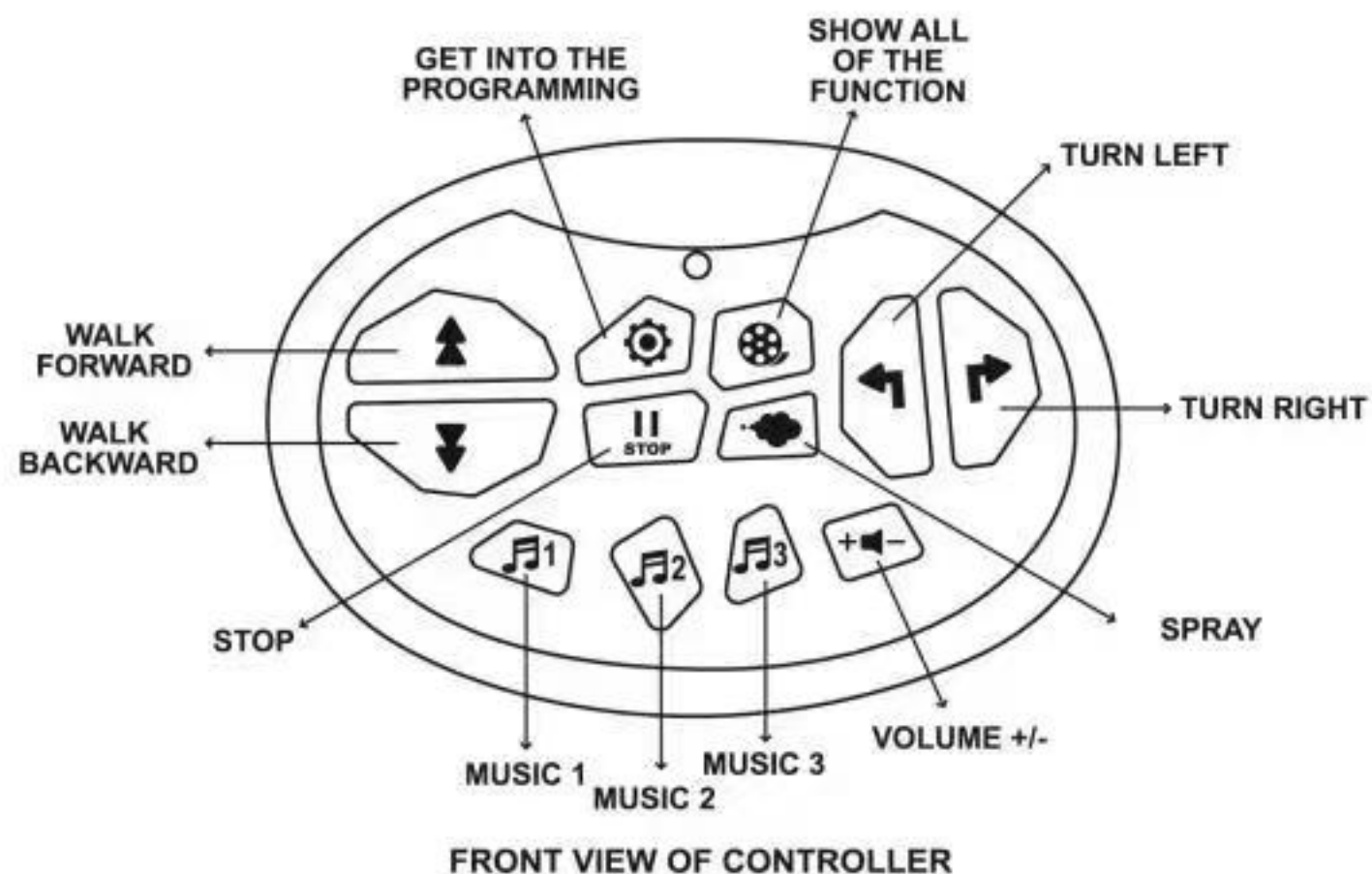


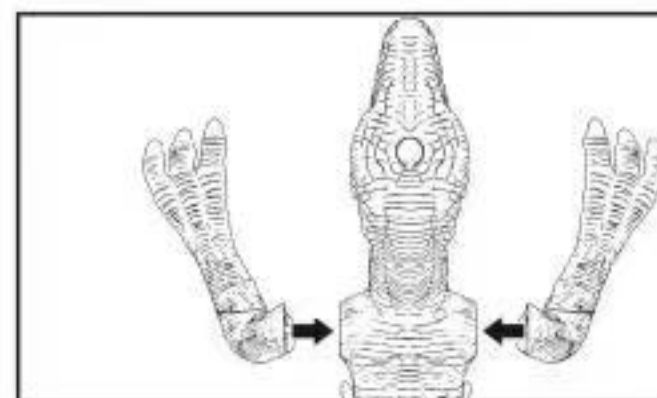
# Introduction Manual

## FUNCTION OF REMOTE CONTROLLER & BATTERY INSTALL

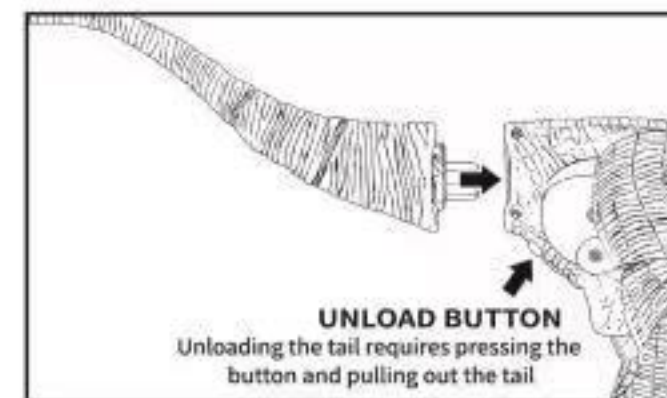


\*After 90 seconds of inactivity, the dinosaur will enter sleep mode

## GRAPHIC OPERATION



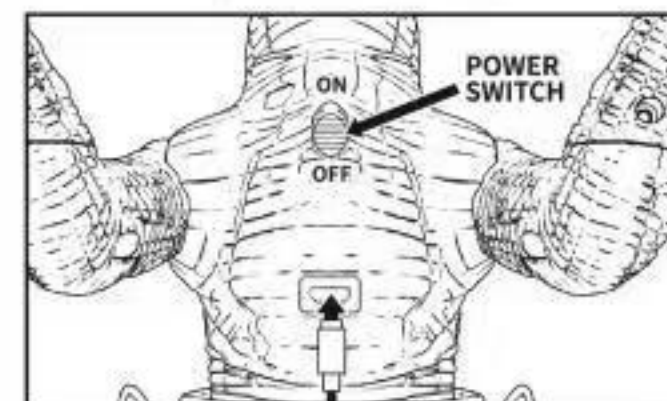
INSTALL THE ARM



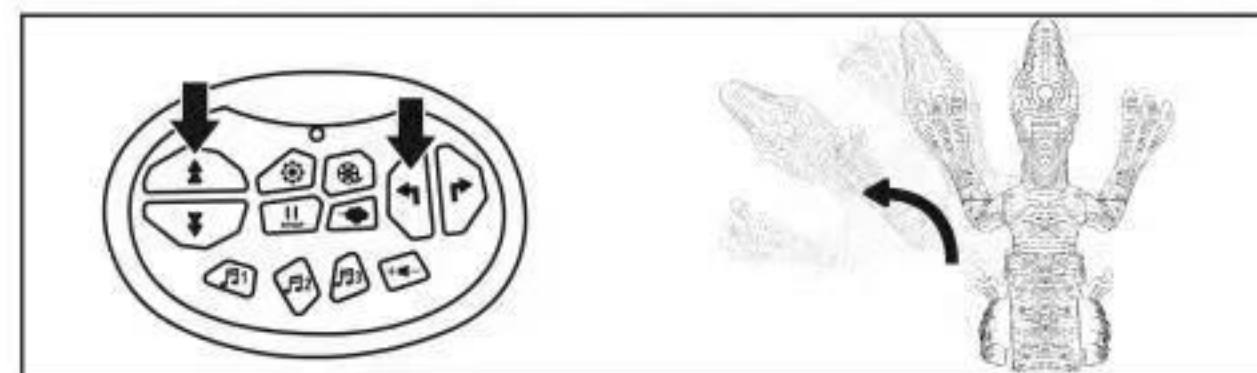
INSTALL THE TAIL



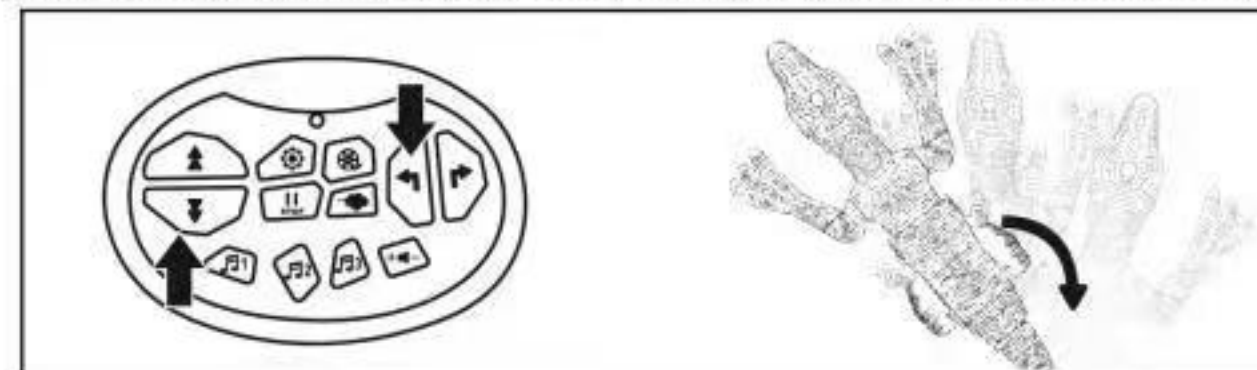
OPEN THE OVERHEAD APRON AND FILL THE CONTAINER WITH WATER



CHARGE TIME: ABOUT 3 HOURS



PRESS THE FORWARD + LEFT BUTTON TO MOVE FORWARD TO THE LEFT  
(PRESS THE FORWARD + TURN RIGHT BUTTON TO MOVE FORWARD TO THE RIGHT)



PRESS THE BACK + LEFT BUTTON TO MOVE TO THE REAR LEFT  
(PRESS THE BACK + TURN RIGHT BUTTON TO MOVE TO THE REAR RIGHT)

## **FCC Statement**

This device complies with part 15 of the FCC rules. Operation is subject to the following two conditions: (1) this device may not cause harmful interference, and (2) this device must accept any interference received, including interference that may cause undesired operation.

Changes or modifications not expressly approved by the party responsible for compliance could void the user's authority to operate the equipment.

NOTE: This equipment has been tested and found to comply with the limits for a Class B digital device, pursuant to part 15 of the FCC Rules. These limits are designed to provide reasonable protection against harmful interference in a residential installation. This equipment generates uses and can radiate radio frequency energy and, if not installed and used in accordance with the instructions, may cause harmful interference to radio communications. However, there is no guarantee that interference will not occur in a particular installation. If this equipment does cause harmful interference to radio or television reception, which can be determined by turning the equipment off and on, the user is encouraged to try to correct the interference by one or more of the following measures:

- Reorient or relocate the receiving antenna.
- Increase the separation between the equipment and receiver.
- Connect the equipment into an outlet on a circuit different from that to which the receiver is connected.
- Consult the dealer or an experienced radio/TV technician for help.

The device has been evaluated to meet general RF exposure requirement. The device can be used in portable exposure condition without restriction.