




## PHOTOGRAPHS OF TEST SETUP




**Radiated spurious emission Test Setup-1(Below 1GHz)**




**Radiated spurious emission Test Setup-2(Below 1GHz)(Close up)**



**Radiated spurious emission Test Setup-3(Above 1GHz)**



**Radiated spurious emission Test Setup-4(Above 1GHz)**  
**There are absorbing materials under the ground.**



**Radiated spurious emission Test Setup-5(Above 18GHz)**

## **PHOTOGRAPHS OF EUT Constructional Details**

Refer to Report No. EED32P81369101 for EUT external and internal photos.

The test report is effective only with both signature and specialized stamp, The result(s) shown in this report refer only to the sample(s) tested. Without written approval of CTI, this report can't be reproduced except in full.

\*\*\* End of Report \*\*\*