



Test report No. : 4790441603-US-R1-V0
Page : 1 of 36
Issued date : 2022/8/22
FCC ID : 2A8EI-SEC01

RADIO TEST REPORT

Product : ParSEC (Parallel Shelf Edge Camera)
Model Name : SEC01DL
FCC ID : 2A8EI-SEC01
Test Regulation : FCC 47 CFR Part 15 Subpart C (Section 15.247)
Received Date : 2022/6/17
Test Date : 2022/6/17 ~ 2022/6/24
Issued Date : 2022/8/22

Applicant : Target Corporation
1000 Nicollet Mall, TPN-0715 Minneapolis Minnesota 55403
United States

Issued By : Underwriters Laboratories Taiwan Co., Ltd.
Building B and Building E, No. 372-7, Sec. 4, Zhongxing Rd.,
Zhudong Township, Hsinchu County, Taiwan



The results reported herein have been performed in accordance with the laboratory's terms of accreditation. This report shall not be reproduced except in full without the written approval of the Laboratory. The results in this report are responsible of the test sample(s) provided by the client only and are not to be used to indicate applicability to other similar products.

Underwriters Laboratories Taiwan Co., Ltd.

Building B and Building E, No. 372-7, Sec. 4, Zhongxing Rd., Zhudong Township, Hsinchu County, Taiwan

Telephone : +886-2-7737-3000

Facsimile (FAX) : +886-3-583-7948

Doc No: 17-EM-F0876 / 6.0



Test report No. : 4790441603-US-R1-V0
Page : 2 of 36
Issued date : 2022/8/22
FCC ID : 2A8EI-SEC01

REVISION HISTORY

Original Test Report No.: 4790441603-US-R1-V0

[illegible]

Underwriters Laboratories Taiwan Co., Ltd.

Building B and Building E, No. 372-7, Sec. 4, Zhongxing Rd., Zhudong Township, Hsinchu County, Taiwan

Telephone :+886-2-7737-3000

Facsimile (FAX) : +886-3-583-7948

Doc No: 17-EM-F0876 / 6.0



Table of Contents

1. Attestation of Test Results	4
2. Summary of Test Results	5
3. Test Methodology and Reference Procedures.....	6
4. Facilities and Accreditation	6
5. Measurement Uncertainty	7
6. Equipment under Test	8
6.1. Description of EUT	8
6.2. Channel List	9
6.3. Test Condition.....	9
6.4. Description of Available Antennas	9
6.5. Test Mode Applicability and Tested Channel Detail.....	10
6.6. Duty cycle	11
7. Test Equipment.....	12
8. Description of Test Setup.....	13
9. Test Results.....	14
9.1. 6dB Bandwidth	14
9.2. Conducted Output Power	16
9.3. Power Spectral Density	18
9.4. Conducted Out of Band Emission.....	20
9.5. Radiated Spurious Emission	24

Underwriters Laboratories Taiwan Co., Ltd.

Building B and Building E, No. 372-7, Sec. 4, Zhongxing Rd., Zhudong Township, Hsinchu County, Taiwan

Telephone :+886-2-7737-3000

Facsimile (FAX) :+886-3-583-7948

Doc No: 17-EM-F0876 / 6.0



Test report No. : 4790441603-US-R1-V0
Page : 4 of 36
Issued date : 2022/8/22
FCC ID : 2A8EI-SEC01

1. Attestation of Test Results

APPLICANT: Target Corporation
1000 Nicollet Mall, TPN-0715 Minneapolis Minnesota 55403 United States

MANUFACTURER: Target Corporation
1000 Nicollet Mall, TPN-0715 Minneapolis Minnesota 55403 United States

EUT DESCRIPTION: ParSEC (Parallel Shelf Edge Camera)

BRAND: TARGET

MODEL: SEC01DL

SAMPLE STAGE: Pilot-run Verification Test sample

DATE of TESTED: 2022/06/17 ~ 2022/06/24

APPLICABLE STANDARDS

STANDARD	Test Results
FCC 47 CFR PART 15 Subpart C (Section 15.247)	PASS

Underwriters Laboratories Taiwan Co., Ltd. tested the above equipment in accordance with the requirements set forth in the above standards. All indications of Pass/Fail in this report are opinions expressed by Underwriters Laboratories Taiwan Co., Ltd. based on interpretations and/or observations of test results. Measurement Uncertainties were not taken into account and are published for informational purposes only. The test results show that the equipment tested is capable of demonstrating compliance with the requirements as documented in this report.

Note: The results documented in this report apply only to the tested sample, under the conditions and modes of operation as described herein. This document may not be altered or revised in any way unless done so by Underwriters Laboratories Taiwan Co., Ltd. and all revisions are duly noted in the revisions section. Any alteration of this document not carried out by Underwriters Laboratories Taiwan Co., Ltd. will constitute fraud and shall nullify the document. This report must not be used by the client to claim product certification, approval, or endorsement by NVLAP, NIST, any agency of the Federal Government, or any agency of any government.

Prepared By:

Sally Lu
Project Handler

Date : 2022/8/22

Approved and Authorized By:

Eric Lee
Senior Laboratory Engineer

Date : 2022/8/22

Underwriters Laboratories Taiwan Co., Ltd.

Building B and Building E, No. 372-7, Sec. 4, Zhongxing Rd., Zhudong Township, Hsinchu County, Taiwan
Telephone : +886-2-7737-3000
Facsimile (FAX) : +886-3-583-7948

Doc No: 17-EM-F0876 / 6.0



Test report No. : 4790441603-US-R1-V0
Page : 5 of 36
Issued date : 2022/8/22
FCC ID : 2A8EI-SEC01

2. Summary of Test Results

Summary of Test Results		
FCC Clause	Test Items	Result
15.247(a)(2)	6dB Bandwidth	PASS
15.247(b)	Conducted Output Power	PASS
15.247(e)	Power Spectral Density	PASS
15.247(d)	Antenna Port Emission	PASS
15.205 / 15.209 / 15.247(d)	Radiated Emissions and Band Edge Measurement	PASS
15.207	AC Power Conducted Emission	NA
15.203	Antenna Requirement	PASS

Underwriters Laboratories Taiwan Co., Ltd.

Building B and Building E, No. 372-7, Sec. 4, Zhongxing Rd., Zhudong Township, Hsinchu County, Taiwan

Telephone :+886-2-7737-3000

Facsimile (FAX) :+886-3-583-7948

Doc No: 17-EM-F0876 / 6.0



Test report No. : 4790441603-US-R1-V0
Page : 6 of 36
Issued date : 2022/8/22
FCC ID : 2A8EI-SEC01

3. Test Methodology and Reference Procedures

The tests documented in this report were performed in accordance with 47 CFR FCC Part 2, KDB558074 D01 Meas Guidance v05r02, KDB414788 D01 Radiated Test Site v01r01, ANSI C63.10-2013.

4. Facilities and Accreditation

Test Location	Underwriters Laboratories Taiwan Co., Ltd.
Address	Building B and Building E, No. 372-7, Sec. 4, Zhongxing Rd., Zhudong Township, Hsinchu County, Taiwan
Accreditation Certificate	Underwriters Laboratories Taiwan Co., Ltd. is accredited by TAF, Laboratory Code 3398.

Underwriters Laboratories Taiwan Co., Ltd.

Building B and Building E, No. 372-7, Sec. 4, Zhongxing Rd., Zhudong Township, Hsinchu County, Taiwan

Telephone :+886-2-7737-3000

Facsimile (FAX) :+886-3-583-7948

Doc No: 17-EM-F0876 / 6.0



5. Measurement Uncertainty

For statement of conformity, accuracy method (Section 8.2.4 and 8.2.5 of ISO Guide 98-4) was applied as decision rule for measurement in this test report.

The following uncertainties have been calculated to provide a confidence level of 95 % using a coverage factor $k=2$.

Measurement	Frequency	Uncertainty
Conducted disturbance at mains terminals ports	150kHz ~ 30MHz	± 2.9 dB
RF Conducted	9 kHz - 40GHz	± 2.4 dB
Radiated disturbance below 30MHz	9 kHz - 30 MHz	± 1.9 dB
Radiated disturbance below 1 GHz	30MHz ~ 1GHz	± 5.8 dB
Radiated disturbance above 1 GHz	1GHz ~ 40GHz	± 4.8 dB

Underwriters Laboratories Taiwan Co., Ltd.

Building B and Building E, No. 372-7, Sec. 4, Zhongxing Rd., Zhudong Township, Hsinchu County, Taiwan

Telephone : +886-2-7737-3000

Facsimile (FAX) : +886-3-583-7948

Doc No: 17-EM-F0876 / 6.0



6. Equipment under Test

6.1. Description of EUT

Product	ParSEC (Parallel Shelf Edge Camera)
Brand Name	TARGET
Model Name	SEC01DL
Operating Frequency	2402MHz ~ 2480MHz
Modulation	GFSK
Transfer Rate	Up to 1 Mbps
Number of Channel	40
Maximum Output Power	4.58 dBm
Nominal Voltage	4.5Vdc from battery
S/N	Conducted Test: SEC01DL21110013 Radiated Test: SEC01DL21110015
Sample ID	Conducted Test: 5068948 Radiated Test: 5068950

Note:

1. The product has two enclosure types (MK1 & MK2) - both are specified with same model number. The difference is only enclosure and the change in enclosure is for appearance purpose.

2. The EUT could be supplied with rechargeable battery as the following table:

Brand Name	Model	Description
Energizer	L91	1.5Vdc, 3500 mAh

3. The above EUT information is declared by manufacturer and for more detailed features description, please refer the manufacturer's or user's manual.

Underwriters Laboratories Taiwan Co., Ltd.

Building B and Building E, No. 372-7, Sec. 4, Zhongxing Rd., Zhudong Township, Hsinchu County, Taiwan

Telephone :+886-2-7737-3000

Facsimile (FAX) :+886-3-583-7948

Doc No: 17-EM-F0876 / 6.0



6.2. Channel List

40 channels are provided to this EUT:

Channel	Frequency (MHz)	Channel	Frequency (MHz)	Channel	Frequency (MHz)	Channel	Frequency (MHz)
0	2402	10	2422	20	2442	30	2462
1	2404	11	2424	21	2444	31	2464
2	2406	12	2426	22	2446	32	2466
3	2408	13	2428	23	2448	33	2468
4	2410	14	2430	24	2450	34	2470
5	2412	15	2432	25	2452	35	2472
6	2414	16	2434	26	2454	36	2474
7	2416	17	2436	27	2456	37	2476
8	2418	18	2438	28	2458	38	2478
9	2420	19	2440	29	2460	39	2480

6.3. Test Condition

Test Item	Test Site No.	Environmental Condition	Input Power	Test Date	Tested by
Antenna Port Conducted Measurement	SR4	23~25°C/ 60~65%RH	4.5Vdc	2022/06/17~ 2022/06/24	Patrick Kuan
Radiated Spurious Emission	966-2	23~25°C/ 60~65%RH	4.5Vdc	2022/06/17~ 2022/06/24	Patrick Kuan

FCC Test Firm Registration Number: 498077

6.4. Description of Available Antennas

Ant. No.	Transmitter Circuit	Brand Name	Ant. Type	Maximum Gain (dBi)
1	Chain (0)	Espressif	PCB	3.42

Note: The above antenna information was provided from customer and for more detailed features description, please refer the manufacturer's specification or user's manual.

Underwriters Laboratories Taiwan Co., Ltd.

Building B and Building E, No. 372-7, Sec. 4, Zhongxing Rd., Zhudong Township, Hsinchu County, Taiwan

Telephone :+886-2-7737-3000

Facsimile (FAX) :+886-3-583-7948

Doc No: 17-EM-F0876 / 6.0



6.5. Test Mode Applicability and Tested Channel Detail

- The EUT power source type: 4.5Vdc from battery. Therefore only the test data of the 4.5Vdc was recorded in this report.
- The fundamental of the EUT was investigated in three orthogonal axes X-Y/Y-Z/X-Z, it was determined that X-Z plane was worst-case. Therefore, all final radiated testing was performed with the EUT in X-Z plane.
- For Antenna Port Conducted Measurement, it includes all test results for each mode.
- For below 30MHz testing, investigation was done on three antenna orientations (parallel, perpendicular, and ground-parallel), parallel and perpendicular are the worst orientations, therefore testing was performed on these two orientations only.
- Since the EUT has been evaluated low, middle, and high channels for radiated emission of above 1GHz. Based on this condition, we only choose the worst mode to test radiated emission of below 1GHz.
- Pre-Scan has been conducted to determine the worst-case mode from all possible combinations between available modulations, data rates and antenna ports (if EUT with antenna diversity architecture).

Test Item	Modulation Type	Available Channel	Test Channel	Data Rate
Radiated Emissions	GFSK	0 to 39	0,19,39	1 Mbps
Radiated Emissions (Below 1GHz)	GFSK	0 to 39	0	1 Mbps
Antenna Port Conducted Measurement	GFSK	0 to 39	0,19,39	1 Mbps

Underwriters Laboratories Taiwan Co., Ltd.

Building B and Building E, No. 372-7, Sec. 4, Zhongxing Rd., Zhudong Township, Hsinchu County, Taiwan

Telephone :+886-2-7737-3000


Facsimile (FAX) :+886-3-583-7948

Doc No: 17-EM-F0876 / 6.0



6.6. Duty cycle

Mode	On Time (ms)	On+Off Time (ms)	Duty Cycle	Duty Factor (dB)	VBW Set (above 1GHz)
BT LE(1Mbps)	2.085	2.500	0.8340	0.79	510Hz





Test report No. : 4790441603-US-R1-V0
Page : 12 of 36
Issued date : 2022/8/22
FCC ID : 2A8EI-SEC01

7. Test Equipment

Test Equipment List					
Equipment	Manufacturer	Model No.	Serial No.	Cal. Date	Expired date
Radiated Spurious Emission					
Spectrum Analyzer	Keysight	N9010A	MY56070827	2021/11/9	2022/11/8
EMI Test Receiver	Rohde & Schwarz	ESR7	101754	2021/12/10	2022/12/9
Loop Antenna	ETS lindgren	6502	00213440	2021/12/23	2022/12/22
Trilog-Broadband Antenna with 5dB Attenuator	Schwarzbeck & EMCI	VULB 9168 & N-6-05	774 & AT-N0538	2022/2/8	2023/2/7
Horn Antenna (1-18 GHz)	Schwarzbeck	BBHA 9120 D	01690	2021/12/13	2022/12/12
Horn Antenna (18-40 GHz)	Schwarzbeck	BBHA 9170	781	2021/12/17	2022/12/16
Preamplifier (30-1000 MHz)	EMCI	EMC330E	980405	2022/6/7	2023/6/6
Preamplifier (1-18 GHz)	EMCI	EMC051835BE	980406	2022/2/16	2023/2/15
Preamplifier (18-40GHz)	EMCI	EMC184040SEE	980426	2022/5/17	2023/5/16
Cables	Hanyitek	K1K50-UP0264-K1K50-2500	170214-4 & 170425-2	2021/12/3	2022/12/2
Cables	Hanyitek	K1K50-UP0264-K1K50-2500	170214-1 & 170214-2	2021/12/3	2022/12/2
Antenna Port Conducted Measurement					
Spectrum Analyzer	Rohde & Schwarz	FSV40	101490	2021/10/29	2022/10/28
Pulse Power Sensor	Anritsu	MA2411B	1531202	2021/12/22	2022/12/21
Power Meter	Anritsu	ML2495A	1645002	2021/12/22	2022/12/21
UL Software					
Description			Name	Version	
Radiated measurement			e3	6.191211 (V6)	
Conducted measurement			RF-Conducted-FCC 15247	ver 1.0	

Underwriters Laboratories Taiwan Co., Ltd.

Building B and Building E, No. 372-7, Sec. 4, Zhongxing Rd., Zhudong Township, Hsinchu County, Taiwan

Telephone :+886-2-7737-3000

Facsimile (FAX) :+886-3-583-7948

Doc No: 17-EM-F0876 / 6.0



8. Description of Test Setup

Support Equipment

ID	Equipment	Brand Name	Model Name	S/N	Remark
A	USB to UART Dongle	N/A	N/A	N/A	Provide by Client
B	Laptop	Lenovo	T460	PC0FWU5Y	Provide by lab

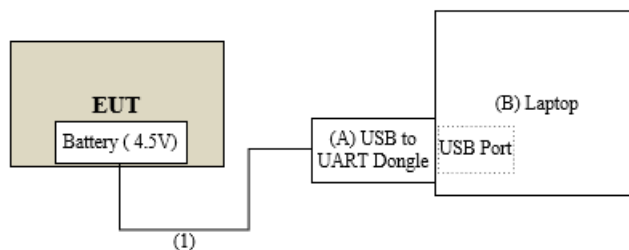
I/O Cable

ID	Equipment	Brand Name	Model Name	Length (m)	Remark
1	Dupont Cable	N/A	N/A	0.2	Provide by Client

Test Setup

Controlled using a bespoke application (EspRFTTestTool_v2.8) on a test Notebook. The application was used to enable a continuous transmission mode and to select the test channels, data rates, modulation schemes and power setting as required.

Setup Diagram for Test



Under Table

Remote Site

Underwriters Laboratories Taiwan Co., Ltd.

Building B and Building E, No. 372-7, Sec. 4, Zhongxing Rd., Zhudong Township, Hsinchu County, Taiwan

Telephone :+886-2-7737-3000

Facsimile (FAX) :+886-3-583-7948

Doc No: 17-EM-F0876 / 6.0



9. Test Results

9.1. 6dB Bandwidth

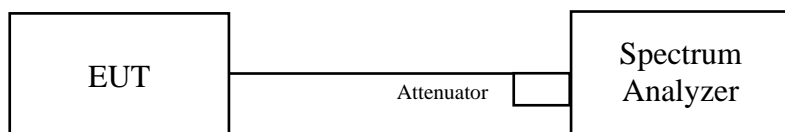
Requirements

The minimum 6 dB bandwidth shall be at least 500 kHz.

Test procedure

- Set resolution bandwidth (RBW) = 100kHz
- Set the video bandwidth (VBW) $\geq 3 \times$ RBW, Detector = Peak.
- Trace mode = max hold.
- Sweep = auto couple.
- Measure the maximum width of the emission that is constrained by the frequencies associated with the two amplitude points (upper and lower) that are attenuated by 6 dB relative to the maximum level measured in the fundamental emission.

Test Setup



The loss between RF output port of the EUT and the input port of the Spectrum Analyzer has been taken into consideration.

Underwriters Laboratories Taiwan Co., Ltd.

Building B and Building E, No. 372-7, Sec. 4, Zhongxing Rd., Zhudong Township, Hsinchu County, Taiwan

Telephone : +886-2-7737-3000

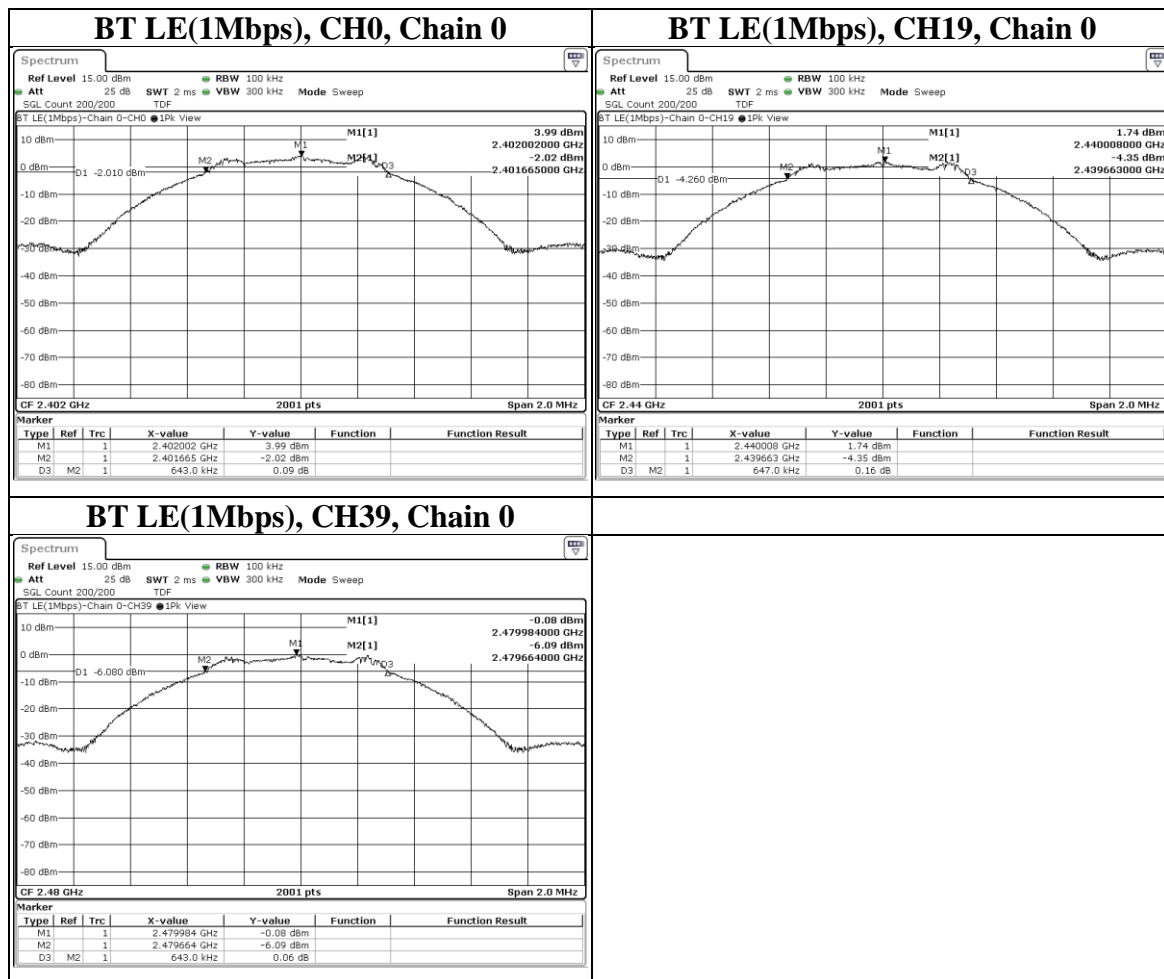
Facsimile (FAX) : +886-3-583-7948

Doc No: 17-EM-F0876 / 6.0



Test Data

Mode	CH	Freq (MHz)	6dB BW (MHz)	Limit (MHz)	Result
BT LE(1Mbps)	0	2402	0.643	0.5	Pass
BT LE(1Mbps)	19	2440	0.647	0.5	Pass
BT LE(1Mbps)	39	2480	0.643	0.5	Pass



Underwriters Laboratories Taiwan Co., Ltd.

Building B and Building E, No. 372-7, Sec. 4, Zhongxing Rd., Zhudong Township, Hsinchu County, Taiwan

Telephone : +886-2-7737-3000

Facsimile (FAX) : +886-3-583-7948

Doc No: 17-EM-F0876 / 6.0



9.2. Conducted Output Power


Requirements

For systems using digital modulation in the 2400-2483.5 MHz bands: 1 Watt.

Test Procedure

A peak power sensor was used on the output port of the EUT. A power meter was used to read the response of the peak power sensor. Record the power level.

Test Setup



The loss between RF output port of the EUT and the input port of the Power Meter has been taken into consideration.



Test Data

Peak Power

BT LE_1Mbps

Channel	Frequency (MHz)	Peak Power (mW)	Peak Power (dBm)	Limit (dBm)	Pass/Fail
0	2402	2.871	4.58	30	PASS
19	2440	1.875	2.73	30	PASS
39	2480	1.259	1.00	30	PASS

Average Power (Reference Only)

BT LE_1Mbps

Channel	Frequency (MHz)	Average Power (mW)	Average Power (dBm)
0	2402	2.679	4.28
19	2440	1.698	2.30
39	2480	1.122	0.50

Underwriters Laboratories Taiwan Co., Ltd.

Building B and Building E, No. 372-7, Sec. 4, Zhongxing Rd., Zhudong Township, Hsinchu County, Taiwan

Telephone :+886-2-7737-3000

Facsimile (FAX) :+886-3-583-7948

Doc No: 17-EM-F0876 / 6.0



9.3. Power Spectral Density

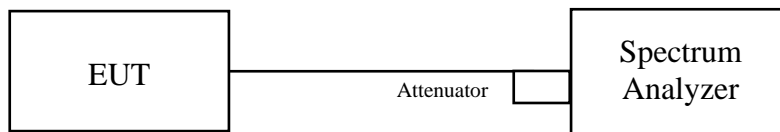
Requirements

The Maximum of Power Spectral Density Measurement is 8dBm in any 3 kHz.

Test procedure

- Set analyzer center frequency to DTS channel center frequency.
- Set the span to 1.5 times the DTS bandwidth.
- Set the RBW to: $3 \text{ kHz} \leq \text{RBW} \leq 100 \text{ kHz}$.
- Set the VBW $\geq 3 \times \text{RBW}$.
- Detector = peak.
- Sweep time = auto couple.
- Trace mode = max hold.
- Allow trace to fully stabilize.
- Use the peak marker function to determine the maximum amplitude level within the RBW.

Test Setup



The loss between RF output port of the EUT and the input port of the Spectrum Analyzer has been taken into consideration.

Underwriters Laboratories Taiwan Co., Ltd.

Building B and Building E, No. 372-7, Sec. 4, Zhongxing Rd., Zhudong Township, Hsinchu County, Taiwan

Telephone : +886-2-7737-3000

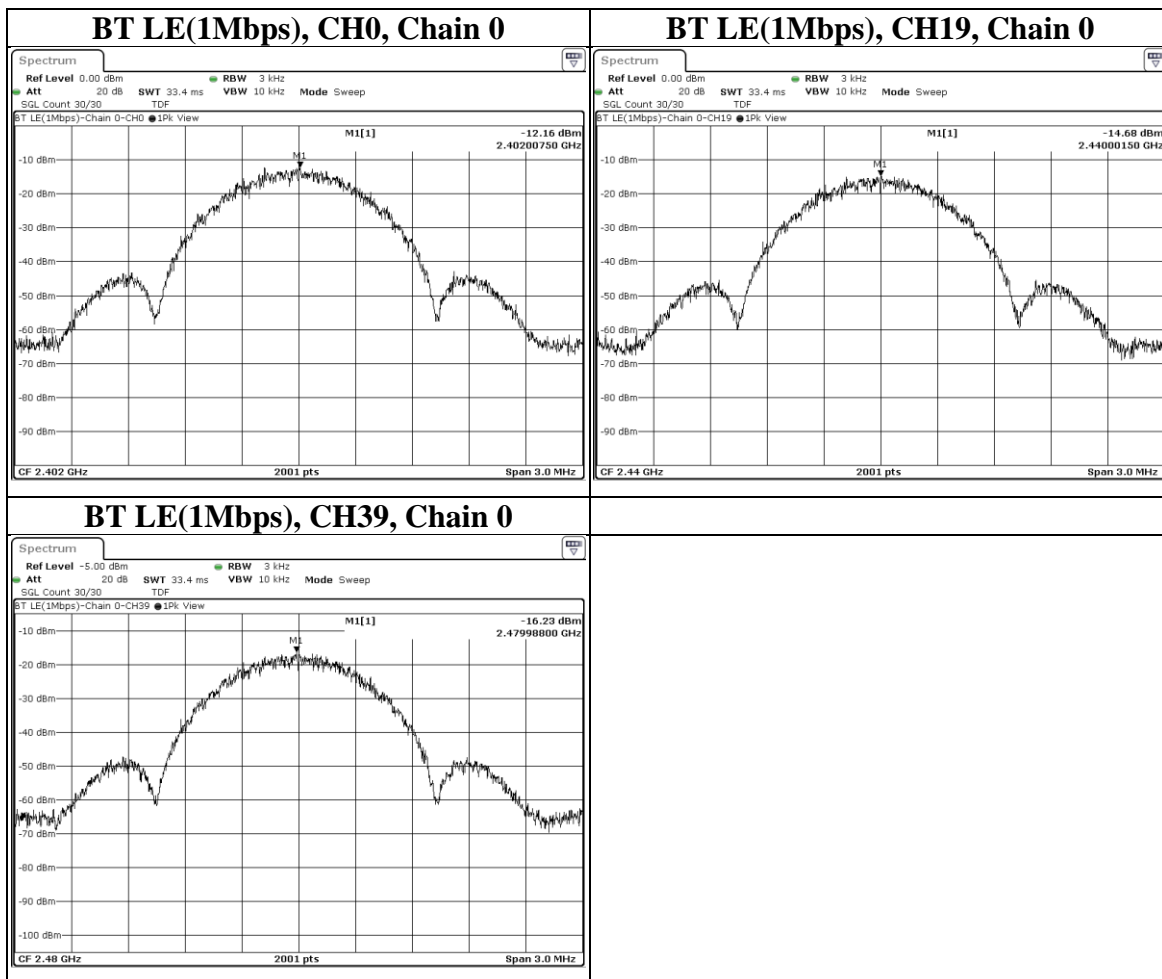
Facsimile (FAX) : +886-3-583-7948

Doc No: 17-EM-F0876 / 6.0



Test Data

Mode	CH	Freq (MHz)	PSD (dBm/3kHz)	Limit (dBm/3kHz)	Result
BT LE(1Mbps)	0	2402	-12.16	8	Pass
BT LE(1Mbps)	19	2440	-14.68	8	Pass
BT LE(1Mbps)	39	2480	-16.23	8	Pass



Underwriters Laboratories Taiwan Co., Ltd.

Building B and Building E, No. 372-7, Sec. 4, Zhongxing Rd., Zhudong Township, Hsinchu County, Taiwan

Telephone : +886-2-7737-3000

Facsimile (FAX) : +886-3-583-7948

Doc No: 17-EM-F0876 / 6.0



9.4. Conducted Out of Band Emission

Requirements

In any 100 kHz bandwidth outside the frequency band in which the spread spectrum or digitally modulated intentional radiator is operating, the radio frequency power that is produced by the intentional radiator shall be at least 20 dB below that in the 100 kHz bandwidth within the band that contains the highest level of the desired power, based on either an RF conducted or a radiated measurement, provided the transmitter demonstrates compliance with the peak conducted power limits. If the transmitter complies with the conducted power limits based on the use of RMS averaging over a time interval, as permitted under paragraph (b) (3) of this section, the attenuation required under this paragraph shall be 30 dB instead of 20 dB. Attenuation below the general limits specified in §15.209 (a) is not required.

Test procedure

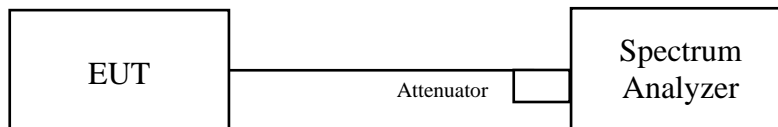
Measurement Procedure REF

- Set the RBW = 100 kHz.
- Set the VBW \geq 300 kHz.
- Set the span to 1.5 times the DTS bandwidth.
- Detector = peak.
- Sweep time = auto couple.
- Trace mode = max hold.
- Allow trace to fully stabilize.
- Use the peak marker function to determine the maximum power level in any 100 kHz band segment within the fundamental EBW.

Measurement Procedure OOBE

- Set RBW = 100 kHz.
- Set VBW \geq 300 kHz.
- Detector = peak.
- Sweep = auto couple.
- Trace Mode = max hold.
- Allow trace to fully stabilize.
- Use the peak marker function to determine the maximum amplitude level.

Test Setup



The loss between RF output port of the EUT and the input port of the Spectrum Analyzer has been taken into consideration.

Underwriters Laboratories Taiwan Co., Ltd.

Building B and Building E, No. 372-7, Sec. 4, Zhongxing Rd., Zhudong Township, Hsinchu County, Taiwan

Telephone : +886-2-7737-3000

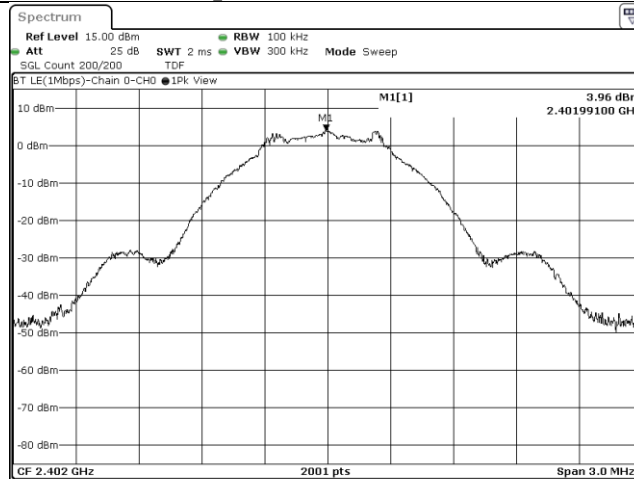
Facsimile (FAX) : +886-3-583-7948

Doc No: 17-EM-F0876 / 6.0

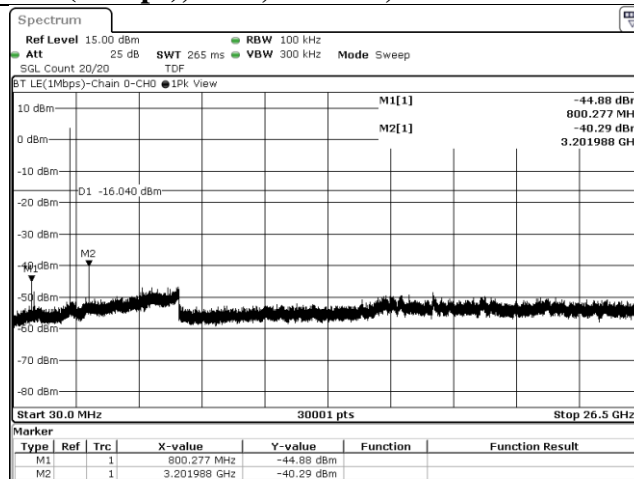


Test Data

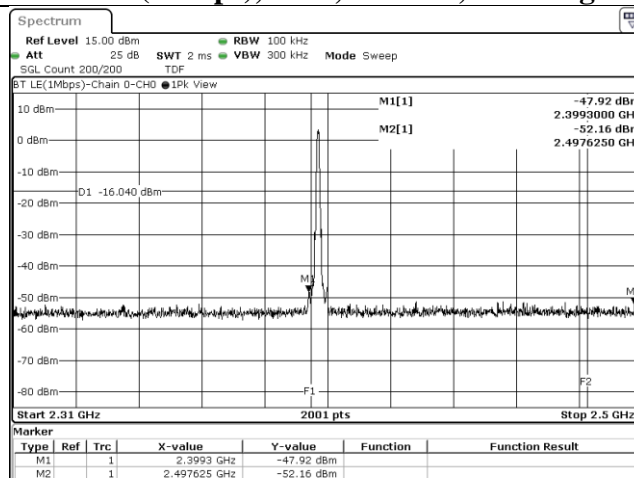
BT LE(1Mbps), CH0, Chain 0, Reference



BT LE(1Mbps), CH0, Chain 0, Conducted Emission



BT LE(1Mbps), CH0, Chain 0, Bandedge



Underwriters Laboratories Taiwan Co., Ltd.

Building B and Building E, No. 372-7, Sec. 4, Zhongxing Rd., Zhudong Township, Hsinchu County, Taiwan

Telephone : +886-2-7737-3000

Facsimile (FAX) : +886-3-583-7948

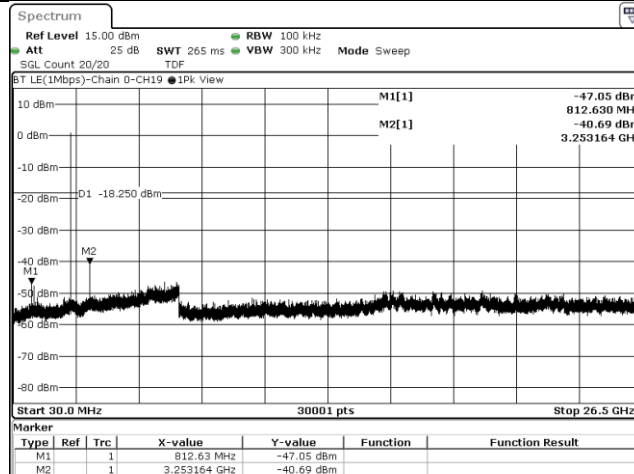
Doc No: 17-EM-F0876 / 6.0



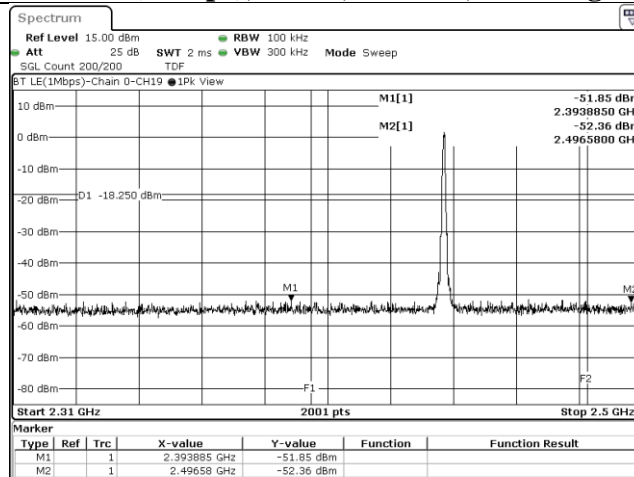
BT LE(1Mbps), CH19, Chain 0, Reference



BT LE(1Mbps), CH19, Chain 0, Conducted Emission



BT LE(1Mbps), CH19, Chain 0, Bandedge



Underwriters Laboratories Taiwan Co., Ltd.

Building B and Building E, No. 372-7, Sec. 4, Zhongxing Rd., Zhudong Township, Hsinchu County, Taiwan

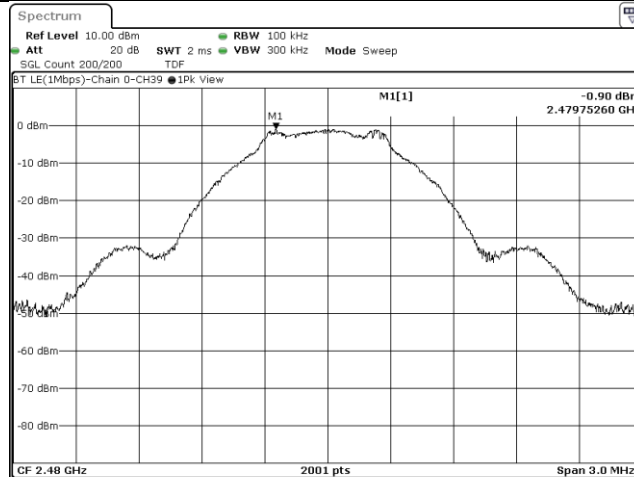
Telephone : +886-2-7737-3000

Facsimile (FAX) : +886-3-583-7948

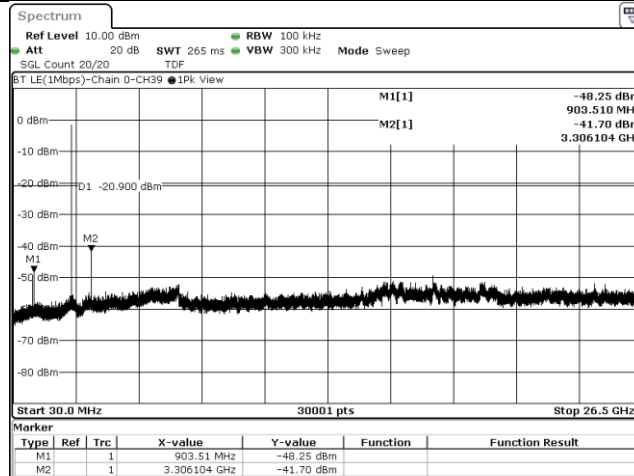
Doc No: 17-EM-F0876 / 6.0



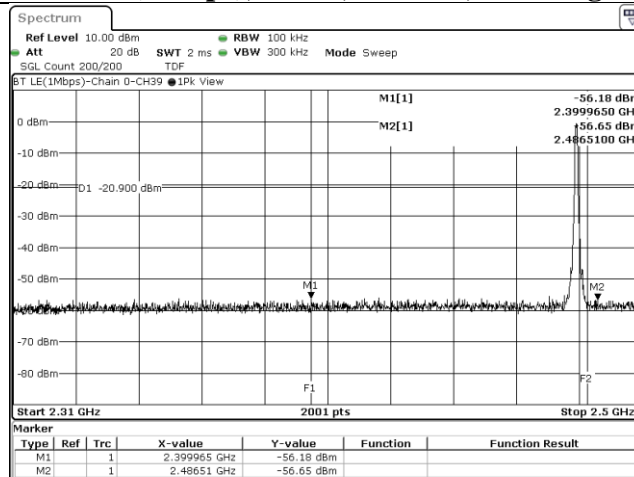
BT LE(1Mbps), CH39, Chain 0, Reference



BT LE(1Mbps), CH39, Chain 0, Conducted Emission



BT LE(1Mbps), CH39, Chain 0, Bandedge





9.5. Radiated Spurious Emission

Requirements

Radiated emissions which fall in the restricted bands must comply with the radiated emission limits specified as below table. Other emissions shall be at least 20dB below the highest level of the desired power:

Frequency(MHz)	Field strength (microvolts/meter)	Measurement distance (meters)
0.009-0.490	2400/F(kHz)	300
0.490-1.705	24000/F(kHz)	30
1.705-30.0	30	30
30-88	100	3
88-216	150	3
216-960	200	3
Above 960	500	3

NOTE:

1. The lower limit shall apply at the transition frequencies.
2. Emission level (dBuV/m) = 20 log Emission level (uV/m).
3. For frequencies above 1000MHz, the field strength limits are based on average detector, however, the peak field strength of any emission shall not exceed the maximum permitted average limits, specified above by more than 20dB under any condition of modulation.

Underwriters Laboratories Taiwan Co., Ltd.

Building B and Building E, No. 372-7, Sec. 4, Zhongxing Rd., Zhudong Township, Hsinchu County, Taiwan

Telephone :+886-2-7737-3000

Facsimile (FAX) :+886-3-583-7948

Doc No: 17-EM-F0876 / 6.0



Test Procedures

[For 9 kHz ~ 30 MHz]

- a. The EUT was placed on the top of a rotating table 0.8 meters above the ground at a 3 meter chamber room. The table was rotated 360 degrees to determine the position of the highest radiation.
- b. The EUT was set 3 meters away from the interference-receiving antenna, which was mounted on the top of a variable-height antenna tower.
- c. Parallel, perpendicular, and ground-parallel orientations of the antenna are set to make the measurement.
- d. For each suspected emission, the EUT was arranged to its worst case and the rotatable table was turned from 0 degrees to 360 degrees to find the maximum reading.
- e. For measurement below 30MHz, the initial step in collecting conducted emission data is a spectrum analyzer peak detector mode pre-scanning the measurement frequency range. Significant peaks are then marked and then Quasi Peak detector mode re-measured. If the emission level of the EUT measured by the peak detector is lower than the applicable limit, the peak emission level will be reported. Otherwise, the emission measurement will be repeated using the quasi-peak detector and reported.

NOTE:

1. The resolution bandwidth and video bandwidth of test receiver/spectrum analyzer is 9kHz at frequency below 30MHz.

[For above 30 MHz]

- a. The EUT was placed on the top of a rotating table 0.8 meters (for 30MHz ~ 1GHz) / 1.5 meters (for above 1GHz) above the ground at 3 meter chamber room for test. The table was rotated 360 degrees to determine the position of the highest radiation.
- b. The EUT was set 3 meters away from the interference-receiving antenna, which was mounted on the top of a variable-height antenna tower.
- c. The height of antenna is varied from one meter to four meters above the ground to determine the maximum value of the field strength. Both horizontal and vertical polarizations of the antenna are set to make the measurement.
- d. For each suspected emission, the EUT was arranged to its worst case and then the antenna was tuned to heights from 1 meter to 4 meters and the rotatable table was turned from 0 degrees to 360 degrees to find the maximum reading.
- e. For measurement below 1GHz, the initial step in collecting conducted emission data is a spectrum analyzer peak detector mode pre-scanning the measurement frequency range. Significant peaks are then marked and then Quasi Peak detector mode re-measured. If the emission level of the EUT measured by the peak detector is lower than the applicable limit, the peak emission level will be reported. Otherwise, the emission measurement will be repeated using the quasi-peak detector and reported.
- f. The test-receiver system was set to peak and average detects function and specified bandwidth with maximum hold mode when the test frequency is above 1 GHz. If the peak reading value also meets average limit, measurement with the average detector is unnecessary.

Underwriters Laboratories Taiwan Co., Ltd.

Building B and Building E, No. 372-7, Sec. 4, Zhongxing Rd., Zhudong Township, Hsinchu County, Taiwan

Telephone : +886-2-7737-3000

Facsimile (FAX) : +886-3-583-7948

Doc No: 17-EM-F0876 / 6.0



Note:

- The resolution bandwidth and video bandwidth of test receiver/spectrum analyzer is 120kHz for Quasi-peak detection (QP) at frequency below 1GHz.
- The resolution bandwidth of test receiver/spectrum analyzer is 1 MHz and the video bandwidth is 3 MHz for Peak detection (PK) at frequency above 1GHz.
- The resolution bandwidth of test receiver/spectrum analyzer is 1MHz and the video bandwidth is $\geq 1/T$ (Duty cycle $< 98\%$) or 10Hz (Duty cycle $\geq 98\%$) for Average detection (AV) at frequency above 1GHz.

Configuration	Average	
	RBW	VBW
Bluetooth LE	1MHz	Refer to section 6.6 for duty cycle.

- All modes of operation were investigated (includes all external accessories) and the worst-case emissions are reported, the other emission levels were low against the limit.
- Test data of Result value (dBuV/m) = Reading value (dBuV/m) + Correction Factor (dB/m).
- Test data of Margin(dB) = Result value (dBuV/m) - Limit value (dBuV/m).
- Test data of Correction Factor (dB/m) = Antenna Factor (dB/m) + Cable Loss (dB) - Preamp Factor (dB).
- Test data of Notation "@" = Fundamental Frequency
- Test data of Notation "*" = The peak result under 20 dB above and complies with AVG limit, AVG result is deemed to comply with AVG limit.

Underwriters Laboratories Taiwan Co., Ltd.

Building B and Building E, No. 372-7, Sec. 4, Zhongxing Rd., Zhudong Township, Hsinchu County, Taiwan

Telephone :+886-2-7737-3000

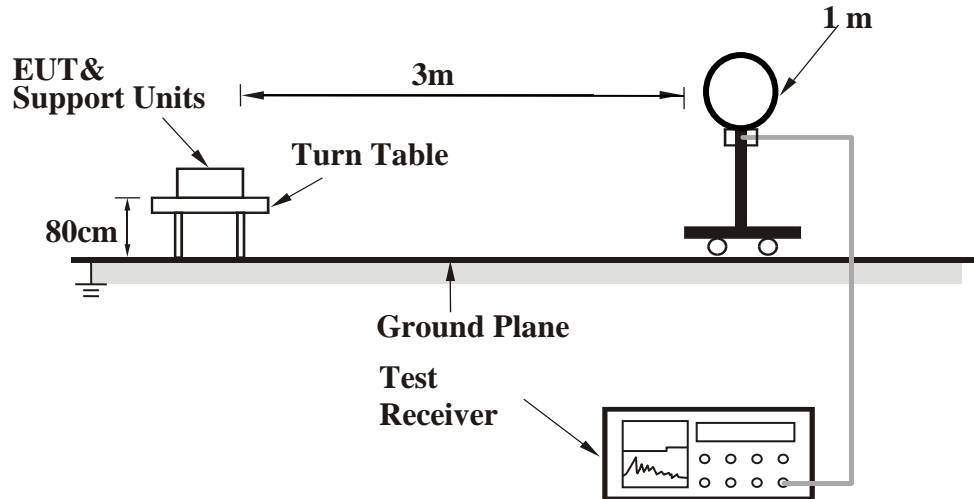
Facsimile (FAX) :+886-3-583-7948

Doc No: 17-EM-F0876 / 6.0

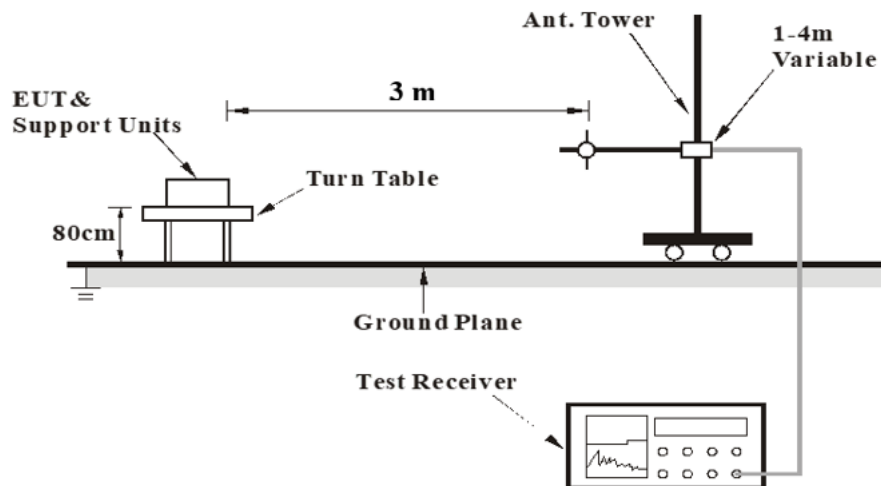


Test Setup

<Frequency Range 9 kHz ~ 30 MHz>



<Frequency Range 30 MHz ~ 1 GHz >



Underwriters Laboratories Taiwan Co., Ltd.

Building B and Building E, No. 372-7, Sec. 4, Zhongxing Rd., Zhudong Township, Hsinchu County, Taiwan

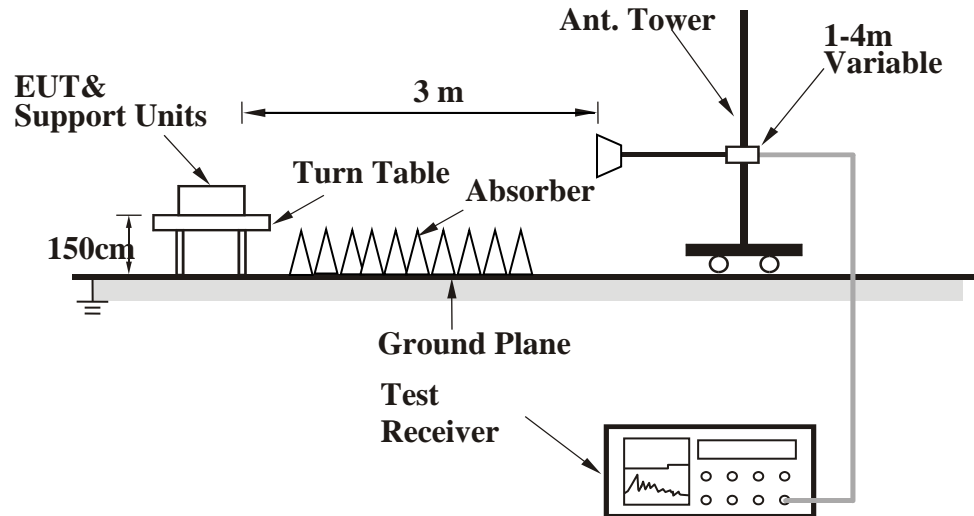
Telephone : +886-2-7737-3000

Facsimile (FAX) : +886-3-583-7948

Doc No: 17-EM-F0876 / 6.0



<Frequency Range above 1 GHz>



For the actual test configuration, please refer to the Setup Configurations.

Underwriters Laboratories Taiwan Co., Ltd.

Building B and Building E, No. 372-7, Sec. 4, Zhongxing Rd., Zhudong Township, Hsinchu County, Taiwan

Telephone : +886-2-7737-3000

Facsimile (FAX) : +886-3-583-7948

Doc No: 17-EM-F0876 / 6.0



Test report No. : 4790441603-US-R1-V0
Page : 29 of 36
Issued date : 2022/8/22
FCC ID : 2A8EI-SEC01

Test Data

Above 1 GHz

Mode	BLE_1M	Channel	0
------	--------	---------	---

Polarization	Notation	Frequency (MHz)	Reading (dBuV)	Correct (dB/m)	Result (dBuV/m)	Limit (dBuV/m)	Margin (dB)	Remark
Horizontal		2332.99	41.97	5.88	47.85	74	-26.15	PK
		2378.97	30.92	5.84	36.76	54	-17.24	AVG
	@	2402	89.31	5.8	95.11	N/A	N/A	PK
	@	2402	89.05	5.8	94.85	N/A	N/A	AVG
	*	4804	37.66	2.33	39.99	74	-34.01	PK
Vertical		2361.68	31.11	5.88	36.99	54	-17.01	AVG
		2365.86	41.43	5.87	47.3	74	-26.7	PK
	@	2402	92.72	5.8	98.52	N/A	N/A	PK
	@	2402	92.02	5.8	97.82	N/A	N/A	AVG
	*	4804	37.9	2.33	40.23	74	-33.77	PK

Underwriters Laboratories Taiwan Co., Ltd.

Building B and Building E, No. 372-7, Sec. 4, Zhongxing Rd., Zhudong Township, Hsinchu County, Taiwan

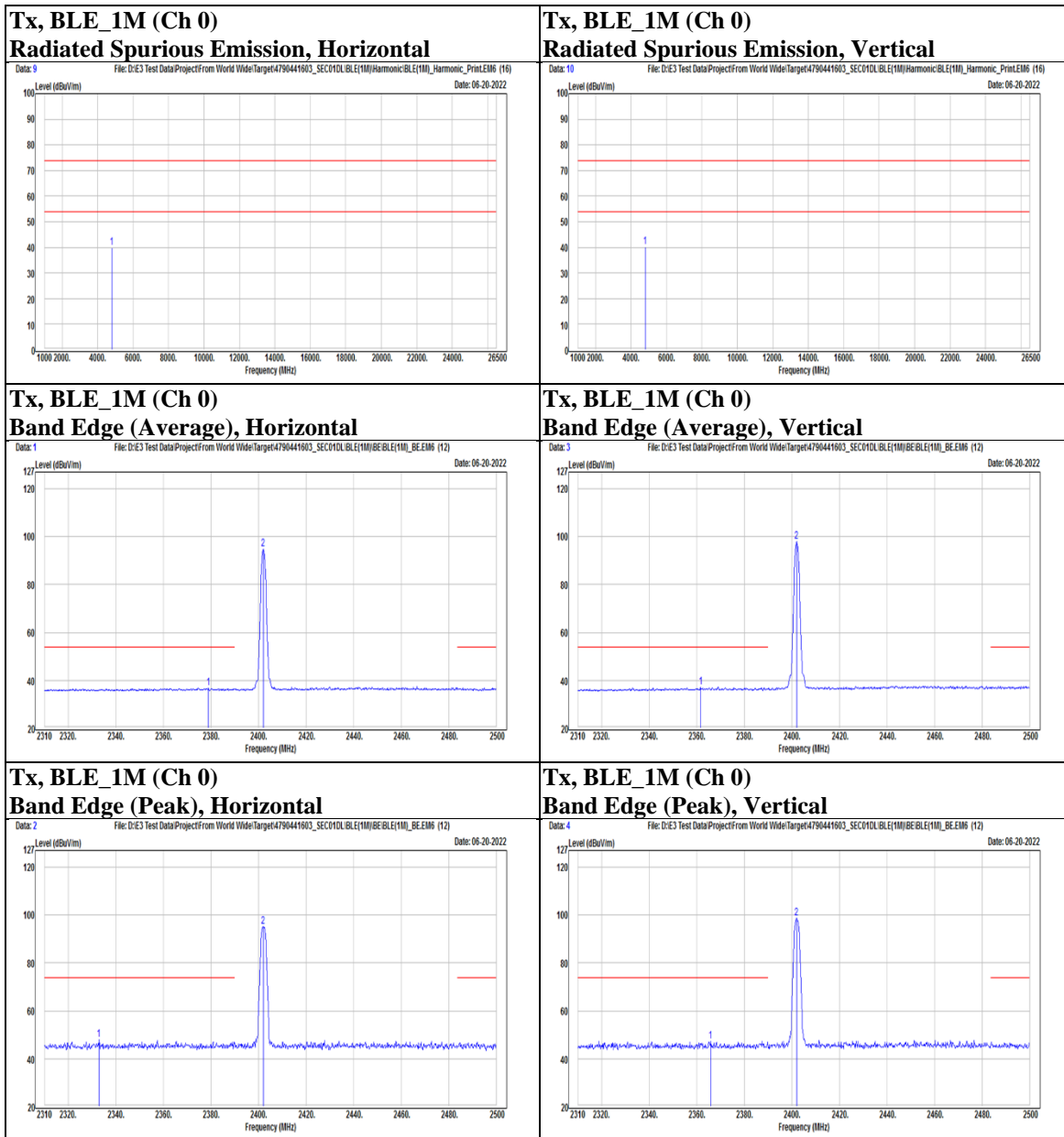
Telephone :+886-2-7737-3000

Facsimile (FAX) :+886-3-583-7948

Doc No: 17-EM-F0876 / 6.0



Test report No. : 4790441603-US-R1-V0
Page : 30 of 36
Issued date : 2022/8/22
FCC ID : 2A8EI-SEC01



Underwriters Laboratories Taiwan Co., Ltd.

Building B and Building E, No. 372-7, Sec. 4, Zhongxing Rd., Zhudong Township, Hsinchu County, Taiwan

Telephone : +886-2-7737-3000

Facsimile (FAX) : +886-3-583-7948

Doc No: 17-EM-F0876 / 6.0



Test report No. : 4790441603-US-R1-V0
Page : 31 of 36
Issued date : 2022/8/22
FCC ID : 2A8EI-SEC01

Mode	BLE_1M	Channel	19
------	--------	---------	----

Polarization	Notation	Frequency (MHz)	Reading (dBuV)	Correct (dB/m)	Result (dBuV/m)	Limit (dBuV/m)	Margin (dB)	Remark
Horizontal		2359.97	31.26	5.88	37.14	54	-16.86	AVG
		2385.05	41.83	5.83	47.66	74	-26.34	PK
	@	2440	91.23	5.94	97.17	N/A	N/A	PK
	@	2440	90.61	5.94	96.55	N/A	N/A	AVG
		2486.32	30.97	5.67	36.64	54	-17.36	AVG
		2496.2	41.6	5.58	47.18	74	-26.82	PK
	*	4880	37.77	2.41	40.18	74	-33.82	PK
Vertical		2349.9	31.2	5.9	37.1	54	-16.9	AVG
		2376.69	42	5.84	47.84	74	-26.16	PK
	@	2440	93.14	5.94	99.08	N/A	N/A	PK
	@	2440	92.68	5.94	98.62	N/A	N/A	AVG
		2490.31	41.12	5.63	46.75	74	-27.25	PK
		2500	32	5.55	37.55	54	-16.45	AVG
	*	4880	36.92	2.41	39.33	74	-34.67	PK

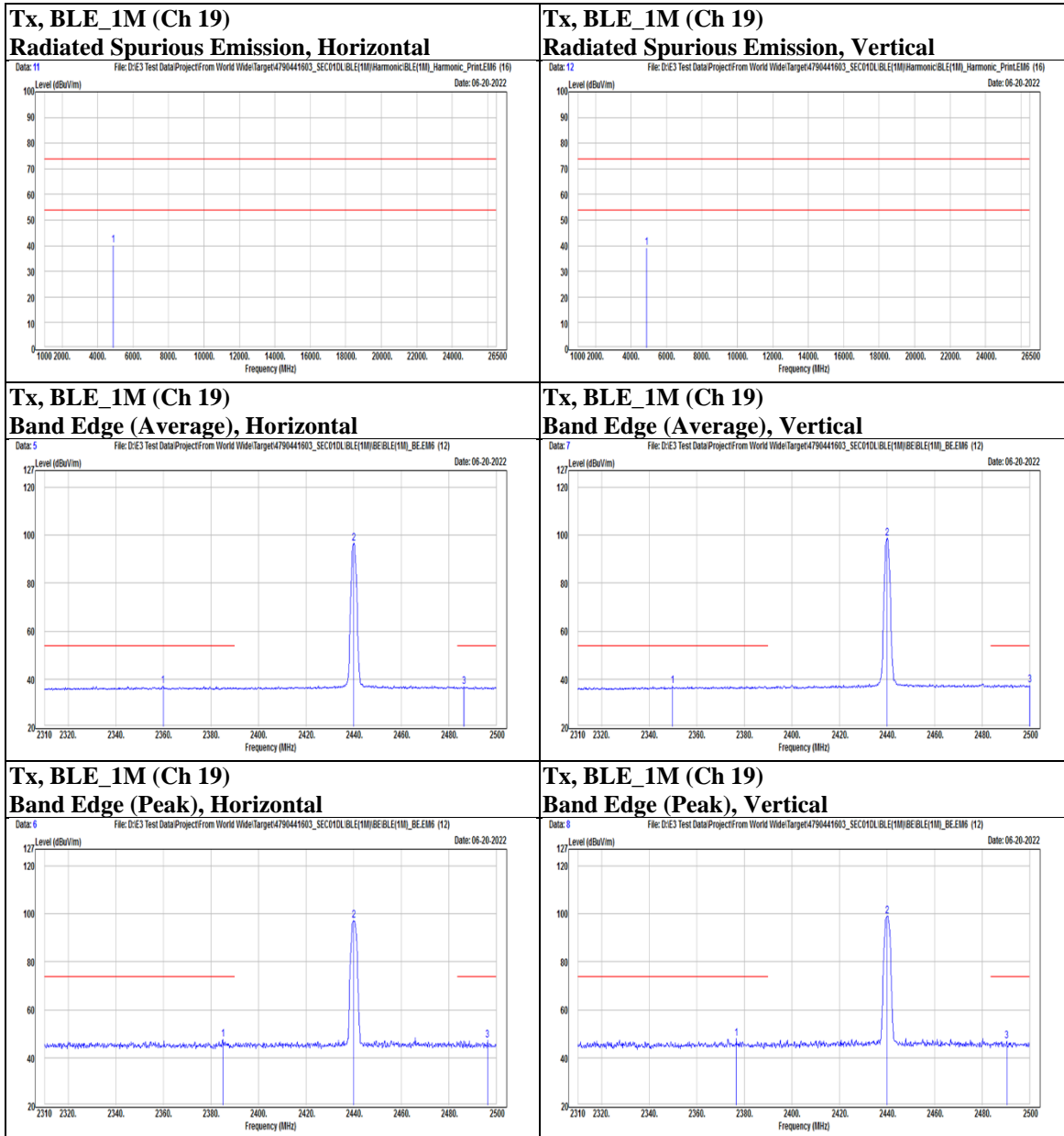
Underwriters Laboratories Taiwan Co., Ltd.

Building B and Building E, No. 372-7, Sec. 4, Zhongxing Rd., Zhudong Township, Hsinchu County, Taiwan

Telephone :+886-2-7737-3000

Facsimile (FAX) :+886-3-583-7948

Doc No: 17-EM-F0876 / 6.0





Test report No. : 4790441603-US-R1-V0
Page : 33 of 36
Issued date : 2022/8/22
FCC ID : 2A8EI-SEC01

Mode	BLE_1M	Channel	39
------	--------	---------	----

Polarization	Notation	Frequency (MHz)	Reading (dBuV)	Correct (dB/m)	Result (dBuV/m)	Limit (dBuV/m)	Margin (dB)	Remark
Horizontal	@	2480	91.08	5.72	96.8	N/A	N/A	PK
	@	2480	90.48	5.72	96.2	N/A	N/A	AVG
		2483.66	31.38	5.68	37.06	54	-16.94	AVG
		2483.85	41.1	5.68	46.78	74	-27.22	PK
	*	4960	38.63	2.43	41.06	74	-32.94	PK
Vertical	@	2480	92.78	5.72	98.5	N/A	N/A	PK
	@	2480	92.32	5.72	98.04	N/A	N/A	AVG
		2483.66	32.74	5.68	38.42	54	-15.58	AVG
		2497.91	41.56	5.57	47.13	74	-26.87	PK
	*	4960	38.26	2.43	40.69	74	-33.31	PK

Underwriters Laboratories Taiwan Co., Ltd.

Building B and Building E, No. 372-7, Sec. 4, Zhongxing Rd., Zhudong Township, Hsinchu County, Taiwan

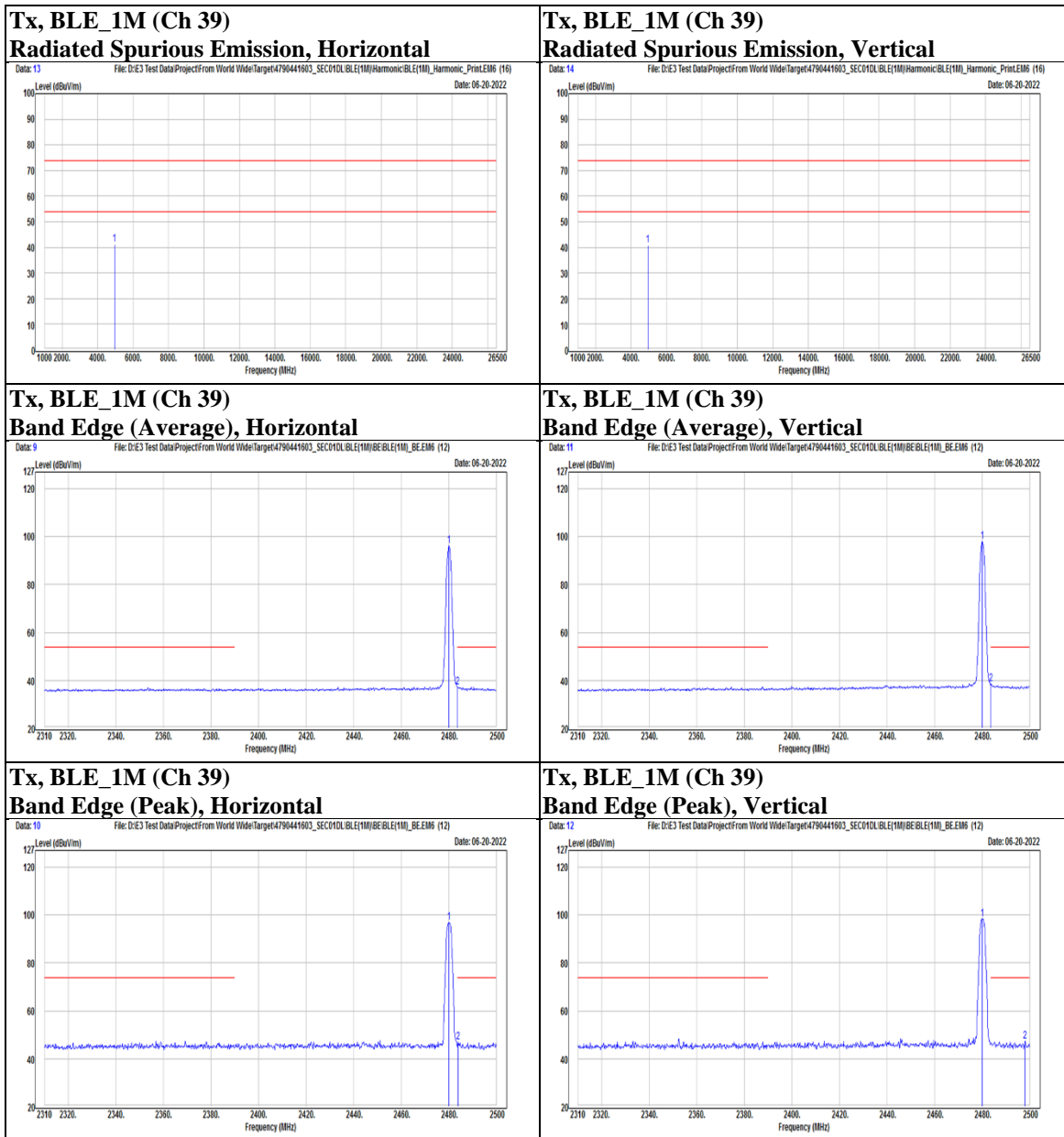
Telephone :+886-2-7737-3000

Facsimile (FAX) :+886-3-583-7948

Doc No: 17-EM-F0876 / 6.0



Test report No. : 4790441603-US-R1-V0
Page : 34 of 36
Issued date : 2022/8/22
FCC ID : 2A8EI-SEC01



Underwriters Laboratories Taiwan Co., Ltd.

Building B and Building E, No. 372-7, Sec. 4, Zhongxing Rd., Zhudong Township, Hsinchu County, Taiwan

Telephone : +886-2-7737-3000

Facsimile (FAX) : +886-3-583-7948

Doc No: 17-EM-F0876 / 6.0



Test report No. : 4790441603-US-R1-V0
Page : 35 of 36
Issued date : 2022/8/22
FCC ID : 2A8EI-SEC01

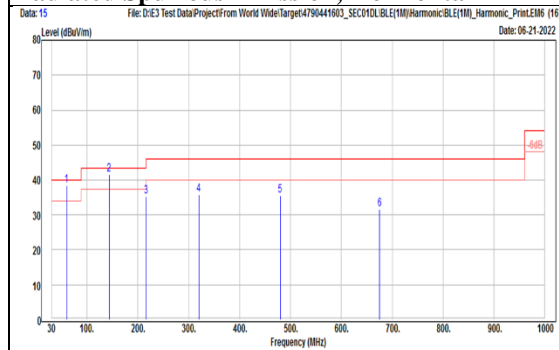
Below 1 GHz

Mode	BLE_1M	Channel	0
------	--------	---------	---

Polarization	Notation	Frequency (MHz)	Reading (dBuV)	Correct (dB/m)	Result (dBuV/m)	Limit (dBuV/m)	Margin (dB)	Remark
Horizontal		60.07	50.2	-11.83	38.37	40	-1.63	QP
		143.49	53.3	-11.84	41.46	43.5	-2.04	PK
		216.24	48.54	-13.33	35.21	46	-10.79	PK
		320.03	45.25	-9.34	35.91	46	-10.09	PK
		480.08	40.79	-5.26	35.53	46	-10.47	PK
		675.05	32.77	-1.04	31.73	46	-14.27	PK
Vertical		48.43	50.51	-11.18	39.33	40	-0.67	QP
		60.07	51	-11.83	39.17	40	-0.83	QP
		84.32	55.59	-17.33	38.26	40	-1.74	PK
		223.03	42.55	-13.37	29.18	46	-16.82	PK
		323.91	43.23	-9.23	34	46	-12	PK
		640.13	32.86	-1.66	31.2	46	-14.8	PK

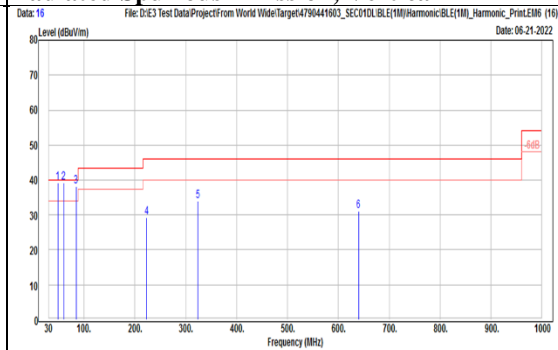
Tx, BLE_1M (Ch 0)

Radiated Spurious Emission, Horizontal



Tx, BLE_1M (Ch 0)

Radiated Spurious Emission, Vertical



Underwriters Laboratories Taiwan Co., Ltd.

Building B and Building E, No. 372-7, Sec. 4, Zhongxing Rd., Zhudong Township, Hsinchu County, Taiwan

Telephone : +886-2-7737-3000

Facsimile (FAX) : +886-3-583-7948

Doc No: 17-EM-F0876 / 6.0



9 kHz ~ 30 MHz Data:

For radiated emission of 9KHz to 30 MHz, we verify all modes of operation. The test results of the spurious emission were less than 20 dB of the limit, so It does not need to be recorded in the report.

No non-compliance noted:

KDB 414788 D01 OATS and Chamber Correlation Justification

- Base on FCC 15.31 (f) (2): measurements may be performed at a distance closer than that specified in the regulations; however, an attempt should be made to avoid making measurements in the near field.

- OATs and chamber correlation testing had been performed and chamber measured test results is the worst case test result.

Although these tests were performed other than open area test site, adequate comparison measurements were confirmed against 30m open area test site. Therefore sufficient tests were made to demonstrate that the alternative site produces results that correlate with the ones of tests made in an open field based on KDB 414788.

END OF REPORT

Underwriters Laboratories Taiwan Co., Ltd.

Building B and Building E, No. 372-7, Sec. 4, Zhongxing Rd., Zhudong Township, Hsinchu County, Taiwan

Telephone :+886-2-7737-3000

Facsimile (FAX) :+886-3-583-7948

Doc No: 17-EM-F0876 / 6.0