

CAUTION

The user is cautioned that changes or modifications not expressly approved by the party responsible for compliance could void the user's authority to operate the equipment. This device contains licence-exempt transmitter(s)/receiver(s) that comply with Innovation, Science and Economic Development Canada's licence-exempt RSS(s) and Part 15 of the FCC Rules. Operation is subject to the following two conditions: (1) This device may not cause interference. (2) This device must accept any interference, including interference that may cause undesired operation of the device.

L'émetteur/récepteur exempt de licence contenu dans le présent appareil est conforme aux CNR d'Innovation, Sciences et Développement économique Canada applicables aux appareils radio exempts de licence. L'exploitation est autorisée aux deux conditions suivantes : (1) L'appareil ne doit pas produire de brouillage; (2) L'appareil doit accepter tout brouillage radioélectrique subi, même si le brouillage est susceptible d'en compromettre le fonctionnement.

NOTE

This equipment has been tested and found to comply with the limits for a Class B digital device, pursuant to Part 15 of the FCC Rules. These limits are designed to provide reasonable protection against harmful interference in a residential installation. This equipment generates, uses and can radiate radio frequency energy and, if not installed and used in accordance with the instructions, may cause harmful interference to radio communications. However, there is no guarantee that interference will not occur in a particular installation. If this equipment does cause harmful interference to radio or television reception, which can be determined by turning the equipment off and on, the user is encouraged to try to correct the interference by one or more of the following measures:

(a) Reorient or relocate the receiving antenna, (b) Increase the separation between the equipment and receiver, (c) Connect the equipment into an outlet on a circuit different from that to which the receiver is connected, (d) Consult the dealer or an experienced radio/TV technician for help.

If the equipment is used in a manner not specified by the manufacturer, the protection provided by the equipment may be impaired.

FCC & IC RADIATION EXPOSURE STATEMENT

This equipment complies with FCC and Canada radiation exposure limits set forth for an uncontrolled environment. This transmitter must not be co-located or operating in conjunction with any other antenna or transmitter.



RoHS
Compliant



Complies with
IMDA Standards
DB123456

This device contains licence-exempt transmitter/receiver that comply with Innovation, Science and Economic Development Canada's licence-exempt RSS.

L'émetteur/récepteur exempt de licence contenu dans le présent appareil est conforme aux CNR d'Innovation, Sciences et Développement économique Canada applicables aux appareils radio exempts de licence.

DÉCLARATION D'IC SUR L'EXPOSITION AUX RADIATIONS

Cet équipement est conforme aux limites d'exposition aux radiations définies par le Canada pour des environnements non contrôlés. Cet émetteur ne doit pas être installé au même endroit ni utilisé avec une autre antenne ou un autre émetteur.

The portable device is designed to meet the requirements for exposure to radio waves established by the Federal Communications Commission (USA). These requirements set a SAR limit of 1.6 W/kg averaged over one gram of tissue. The highest SAR value reported under this standard during product certification for use when properly worn on the body

Le dispositif portatif est conçu pour répondre aux exigences d'exposition aux ondes radio établie par le développement énergétique DURABLE. Ces exigences un SAR limite de 1,6 W/kg en moyenne pour un gramme de tissu. La valeur SAR la plus élevée signalée en vertu de cette norme lors de la certification de produit à utiliser lorsqu'il est correctement porté sur le corps.

BLUETOOTH®

The Bluetooth® word mark and logos are registered trademarks owned by Bluetooth SIG, Inc. and any use of such marks by Combustion, Inc. is under license. Other trademarks and trade names are those of their respective owners.

BATTERY WARNING

Do not dispose of a battery into fire or a hot oven, or mechanically crushing or cutting of a battery that can result in an explosion.

Do not leave a battery in an extremely high temperature environment that can result in an explosion or leakage of flammable liquid or gas.

Do not expose the battery to extremely low air pressure that may result in an explosion or leakage of flammable liquid or gas.

CAUTION RISK OF EXPLOSION IF BATTERY IS REPLACED BY AN INCORRECT TYPE. DISPOSE OF USED BATTERIES ACCORDING TO THE INSTRUCTIONS.

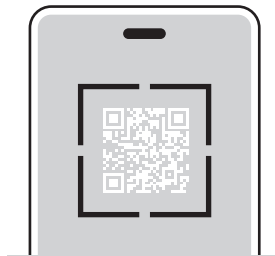
WiFi Display + Range Extender
CI-TR-101-Y
FCC ID: 2A88P-1006
IC ID: 29707-1006

Operating Frequency Ranges:
BLE: 2402-2480MHz
WiFi [802.11b, US only]: 2401-2473MHz

Getting started is easy!

(ASSUMING YOU LIKE QR CODES)

- 1 Open the camera on your mobile device:



- 2 Point it at this spooky square:



- 3 Your phone will show a web page with instructions, helpful videos, and so on.



Or just type this into your web browser:




combustion.inc/start



Combustion Inc.

Designed by Combustion, Inc., in Seattle WA, USA.
All rights reserved. The Combustion Inc. logo is owned by Combustion, LLC.

Display Functions

time	Timer mode
m-	Add minutes
s+	Add seconds
m- + s+	Clear timer
start stop	Start countdown/up
temp	Temperature mode
m- / s+	Set target temp
m- + s+	Clear target temp
hold temp 1 second	Toggle °F / °C
light	Backlight on
hold	Adjust backlight brightness
light + m-	Cycle backlight color ((m-) to set)
hold light + start stop	Factory reset
	Low charge
	Thermometer connected
	Thermometer battery low
with red backlight	Thermometer over max temp limit!

Firmware update

Follow the instructions in the Combustion App to update the Display's firmware (its internal operating system).



Setting up WiFi

Use the QR code or link for detailed instructions.

Briefly:

1. Get the app
2. Update all the firmware
3. Charge everybody
4. In the app, 'WiFi Devices'
5. Select your tool, 'Join network'
6. Choose network + enter network password

Charging

Charging type	USB-C
Thermometer charging time	25 min
Thermometer battery life	90+ hours
Display charging time	90 min
Display battery life	28 days