



QUICK
START GUIDE

TURN ON THE CUBE




Twist the cube once

SELECT AN APP




Tilt the cube to move the white frame onto the app of your choice

LAUNCH THE APP




To launch the selected app tap the cube twice

CONTROL GAMES




by twisting, tilting, and tapping the cube

GO BACK TO THE MAIN MENU




Shake the cube 3 times up and down

CHARGE THE CUBE




Place the cube on any side onto the docking station

IF YOU WANT TO RESET THE CUBE



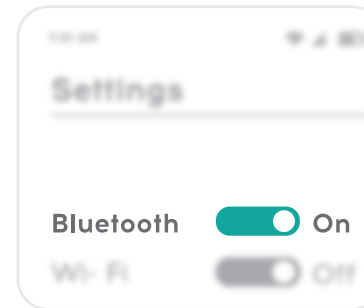
Place the cube on the charge and push the Reset button on the underside of the charger.

GET MORE APPS AND GAMES




Connect the cube to your smartphone

BLUETOOTH®



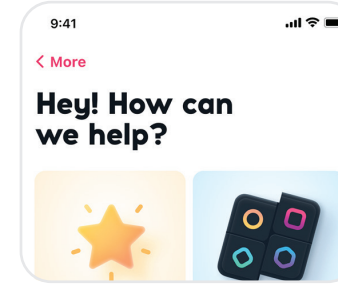
Make sure that Bluetooth® on your smartphone is on

DOWNLOAD THE WOWCUBE® CONNECT APPLICATION



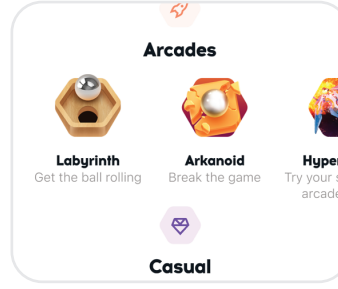
Search for **WOWCube® Connect**

ACCESS CUBE APPS AND GAMES



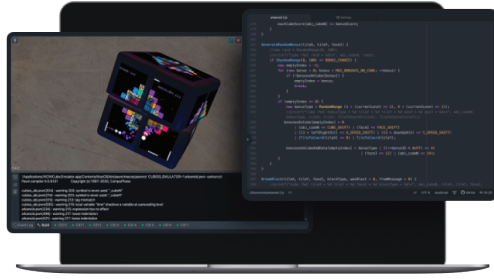
Follow the instruction from the **WOWCube® Connect** to pair the cube and create your account

CHOOSE YOUR CUBE APPS




Go to the Cube Apps to download an app or game of your choice

CREATE YOUR OWN CUBE APP



Download the **DevKit** from **wowcube.com/devkit**

FULL INSTRUCTION MANUAL



Visit **wowcube.com** or scan the QR code

FCC ID: 2A88D-UNO70A121

FCC Statement

This equipment has been tested and found to comply with the limits for a Class B digital device, pursuant to part 15 of the FCC Rules. These limits are designed to provide reasonable protection against harmful interference in a residential installation. This equipment generates, uses and can radiate radio frequency energy and, if not installed and used in accordance with the instructions, may cause harmful interference to radio communications. However, there is no guarantee that interference will not occur in a particular installation. If this equipment does cause harmful interference to radio or television reception, which can be determined by turning the equipment off and on, the user is encouraged to try to correct the interference by one or more of the following measures:

- Reorient or relocate the receiving antenna.
- Increase the separation between the equipment and receiver.
- Connect the equipment into an outlet on a circuit different from that to which the receiver is connected.
- Consult the dealer or an experienced radio/TV technician for help.

Caution: Any changes or modifications to this device not explicitly approved by manufacturer could void your authority to operate this equipment.

This device complies with part 15 of the FCC Rules. Operation is subject to the following two conditions: (1) This device may not cause harmful interference, and (2) this device must accept any interference received, including interference that may cause undesired operation.

RF Exposure Information

The device has been evaluated to meet general RF exposure requirement. The device can be used in portable exposure condition without restriction.