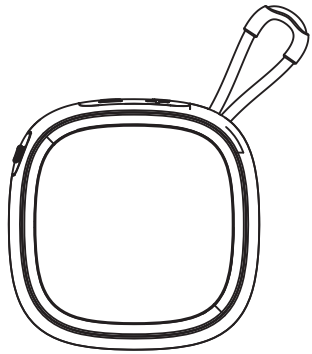






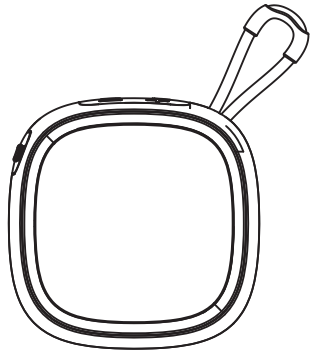








尺寸：50\*100mm,5折页正反印刷，材料：70g双胶

<div>TG659</div> <div>蓝牙音箱说明书</div> <div></div>	<div>一、产品参数</div> <div>蓝牙版本：V5.3 无线传输范围：10M 音频性噪比：≥85db 电池容量：500mAh 电池电压：3.7V 正常音量播放：1H 喇叭规格：φ52mm 喇叭功率：4Ω/5W 频率响应：120HZ-18KHZ 尺寸：90.3mm*90.3mm*53.5mm 单机重量：218g 充电电压：5V/500mA</div> <div>二、功能特点</div> <div>1、采用先进的蓝牙音频解码芯片，支持所有蓝牙设备连接 2、音色柔和清晰有动感，各层次分明； 3、可直接连接手机/平板电脑/及电视蓝牙配对播放音乐，蓝牙接收距离长达10米； 4、支持U盘和TF卡音乐播放支持MP3格式的全码率播放；</div>	<div>5、FM自动搜索和存储电台 内置FM收音模块，可自动搜索及存储电台，省时省力； 6、支持免提通话功能，内置高灵敏度麦克风，让手机通话拥有无比畅快的通话享受； 7、支持对箱TWS功能。</div> <div>三、功能指示</div> <div><div></div><div></div><div></div><div><div>①</div><div>②</div><div>③</div><div>④</div><div>⑤</div><div>⑥</div><div>⑦</div></div></div>	<div>①DC 5V电源接口 (TYPE-C USB充电接口) ②TF卡输入接口：当TF卡插入时可解码MP3/WAV格式的音频播放 ③U盘输入接口：当U盘插入时可解码MP3/WAV格式的音频播放 ④电源开关：关机状态时长按开机，开机状态时长按关机；在音乐的模式下，短按为各模式切换（U盘、TF卡、FM收音、蓝牙） ⑤暂停按键：在音乐的模式下（U盘、TF卡、蓝牙），短按为“播放、暂停”，在蓝牙模式并配对手机情况下，来电话时短按一下为免提接听，再按一下为挂断电话；来电话时长按为拒接电话（在FM模式下短按为自动搜索电台、在搜台过程中短按一下为取消往后自动搜索电台）；两台音箱同时在开机蓝牙模式且未连接的状态下，长按其中一台音箱的暂停键4秒后，听到提示音且其中一台指示灯长亮即连TWS成功，再连接手机即可。 ⑥上一曲按键：在音乐的模式下，短按为“上一曲”长按音量递减</div> <div>⑦下一曲按键：在音乐的模式下，短按为“下一曲”长按音量递加 备注:在收音模式下，请插入充电线增加收音信号强度，收音效果会更好。</div>
---	--	--	---

<div>TG659</div> <div>SPEAKER User Manual</div> <div></div>	<div>Product specifications:</div> <div>●BT: 5.3 ●Working distance: 10M ●SNR: ≥85db ●Battery:3.7V 500mAh ●Normal volume playing time: 1H ●Speaker driver : Ø 52 mm ●Power : 4Ω/5W ●Frequency response: 120 Hz-18KHz ●Unit size:90.3mm*90.3mm*53.5mm ●Unit weight:218g ●Charging:5V/500mA</div> <div>Product Feature:</div> <div>1.International advanced wireless chip and circuit design techniques, support all wireless devices. 2.With Hi-Fi speaker, to make sure the clear and bright sound. 3.The wireless working distance is 10 meters, can connect all out wireless devices (cell phone/ Tablect PC/ TV) to play music.</div>	<div>4.Support Micro SD card and USB card, play MP3 format audio. 5.With FM function, can search radio station broadcast automatically. 6.Built-in Mic for handsfree call. 7.support TWS</div> <div>key &amp; slot function:</div> <div><div></div><div></div><div></div><div><div>①</div><div>②</div><div>③</div><div>④</div><div>⑤</div><div>⑥</div><div>⑦</div></div></div>	<div>1.DC 5V slot: Use the standard TYPE-C USB charging cable for power charging. 2.TF slot: It can decode and play MP3/WAV format audio when put TF card into the slot. 3.USB slot: It can decode and play MP3/WAV format audio when put the USB card into the slot. 4.Power switch: long press for “on/off ”. when play music (USB card/ TF card/FM/ BT), press short to switch USB/TF/FM/ BT. 5.When play music(USB card/ TF card/BT), press short for "play/pause". under BT mode with mobile paired ,when coming call, press short to answer a call ,press again to hand up.(in FM mode, press short to search station automatically, press again to stop searching);Keep the TWS speaker under BT mode without pairing , press the “play/pause” key for 4 seconds either of the speaker until hear a hint and meantime the</div> <div>button light stop flashing,now is in TWS mode,then can paire the mobile. 6.When play music, Press short for last song, long press to turn down the volume. 7.When play music, press short for next song, long press to turn up the volume. NOTE: In the FM mode, put in the charging cable to get better FM radio station.</div>
--	---	--	--

## **Warning Statement**

This device complies with part 15 of the FCC Rules. Operation is subject to the following two conditions: (1) This device may not cause harmful interference, and (2) this device must accept any interference received, including interference that may cause undesired operation.

Any Changes or modifications not expressly approved by the party responsible for compliance could void the user's authority to operate the equipment.

**Note:** This equipment has been tested and found to comply with the limits for a Class B digital device, pursuant to part 15 of the FCC Rules. These limits are designed to provide reasonable protection against harmful interference in a residential installation. This equipment generates uses and can radiate radio frequency energy and, if not installed and used in accordance with the instructions, may cause harmful interference to radio communications. However, there is no guarantee that interference will not occur in a particular installation. If this equipment does cause harmful interference to radio or television reception, which can be determined by turning the equipment off and on, the user is encouraged to try to correct the interference by one or more of the following measures:

- Reorient or relocate the receiving antenna.
- Increase the separation between the equipment and receiver.
- Connect the equipment into an outlet on a circuit different from that to which the receiver is connected.
- Consult the dealer or an experienced radio/TV technician for help.

This equipment complies with FCC radiation exposure limits set forth for an uncontrolled environment.