

## APPEND MANUAL

### Registering your model

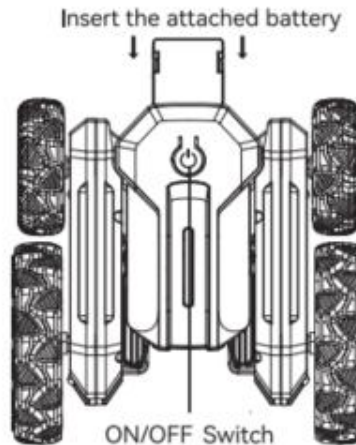
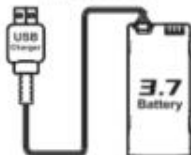
In order to serve you better as our customer, please register your product within 15 days of your purchase online at [www.bezgar.com](http://www.bezgar.com)--Register your car.

### Quick Start

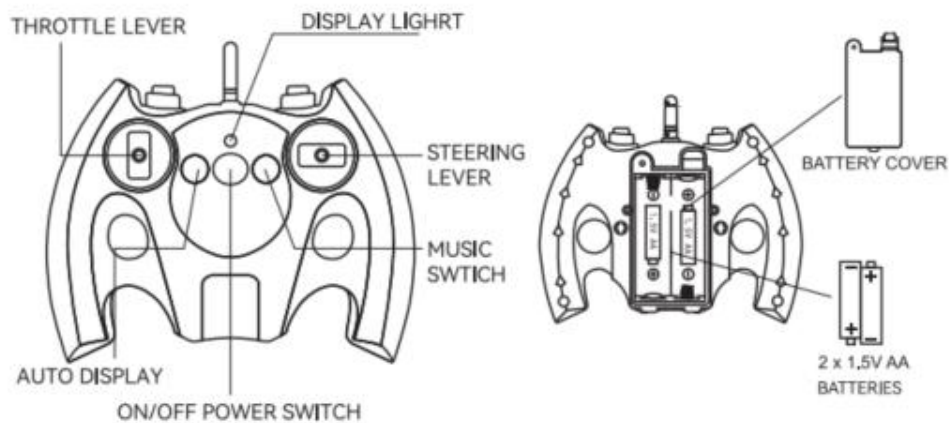
#### \* Installation of Rechargeable Battery on the Car

Switch on the car, then turn on the remote control. The remote control will automatically match the car's Band selectors in several seconds.  
The red light turns solid when charging, the red light turns off when charging is completed.

USB Charger and Battery  
(Included)



#### \* Installation of Battery on the Remote Control



### Precautions

#### \* Adult's Supervision Required

This product needs to be used in a safe environment in order to avoid

electric shock. Children aged 6 or below are better to play it under parents accompanied.

#### **\*Charging And Handling Precautions**

Do not mix new and old batteries. Do not mix alkaline, standard (carbon-zinc, or rechargeable nickel-cadmium) batteries.  
Do not charge the battery pack while it is connected to the vehicle.

### **Customer Support**

If you have any questions about your model or its operation, call BEZGAR Customer Support at +1(833)325-1118 or E-mail: support@bezgar.com.

### **RSS and FCC**

#### **\*RSS:**

CAN ICES-003 (B)/NMB-003(B)

This device contains licence-exempt transmitter(s)/receiver(s) that comply with the Innovation, Science and Economic Development of Canada's licence-exempt RSS(s). Operation is subject to the following two conditions:

- (1) This device may not cause interference.
- (2) This device must accept any interference, including interference that may cause undesired operation of the device.

#### **FC \*FCC:**

**This device complies with part 15 of the FCC Rules.**

Operation is subject to the following two conditions:

- (1) This device may not cause harmful interference
- (2) this device must accept any interference received, including interference that may cause undesired operation.

Caution: changes or modifications not expressly approved by the party responsible for compliance could void the user's authority to operate the equipment.

Produce name: REMOTE CONTROL CAR

Model:TD202

Manufacturer: SHANTOUSHI CHENGHAIQU XIONGMUWANJUSHANGHANG

Address:NO.3-2,BLDG 4,NORTH OF THE XINXIN LU,XIMEN, CHENGHUA, CHENGHAI DISTRICT,SHANTOU CITY,GUANGDONG,CHINA 515800

NOTE: This equipment has been tested and found to comply with the limits for a Class B digital device, pursuant to part 15 of the FCC Rules. These limits are designed to provide reasonable protection against harmful interference in a residential installation. This equipment generates, uses and can radiate radio frequency energy and, if not installed and

used in accordance with the instructions, may cause harmful interference to radio communications. However, there is no guarantee that interference will not occur in a particular installation. If this equipment does cause harmful interference to radio or television reception, which can be determined by turning the equipment off and on, the user is encouraged to try to correct the interference by one or more of the following measures: —Reorient or relocate the receiving antenna. —Increase the separation between the equipment and receiver. —Connect the equipment into an outlet on a circuit different from that to which the receiver is connected. —Consult the dealer or an experienced radio/TV technician for help.