
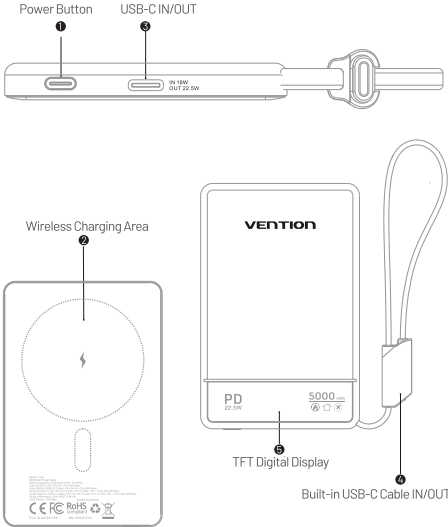




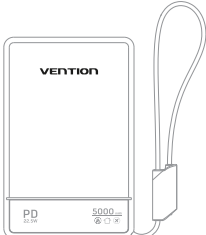
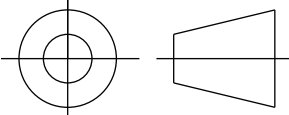


年Y月M日D	更正记事 ECN RECORD	版本REV
2025/08/11	首版发行	A
2025/08/14	增加FCC ID号	A1

<div></div> <div>5000mAh Power Bank</div> <div>User Manual   VWS-I23</div>	<div><b>Introduction</b> Dear customer, thanks for your trust in Vention. This manual is designed to provide you with all the information you need. Please read this manual carefully before use and keep it properly for future reference.</div> <div><b>Specifications</b>  Model: FKK Material: Aluminum Alloy + PC + ABS Interface: USB-C Battery Capacity: 5000mAh (3.85V/19.25Wh) Input (USB-C): 5V→3A; 9V→2A (18W Max) Input (Built-in USB-C Cable): 5V→3A; 9V→3A; 12V→1.67A (22.5W Max) Output (USB-C): 5V→3A; 9V→2.22A; 10V→2.25A; 12V→1.67A (22.5W Max) Output (Built-in USB-C Cable): 5V→3A; 9V→2.22A; 10V→2.25A; 12V→1.67A (22.5W Max) Output (Wireless Charging): 15W/10W/7.5W/5W</div>	<div><b>Product Overview</b></div> <div></div>	<div><p>For more interesting information and events, please follow us on social media platforms:</p><div></div><p>Website: <a href="http://www.ventiontech.com">www.ventiontech.com</a> Email: <a href="mailto:vention@ventiontech.com">vention@ventiontech.com</a></p></div>
<div><b>Instructions for Use</b>  1. The built-in USB-C cable allows both charging other devices and recharging the power bank itself. 2. Connect the built-in USB-C cable to a laptop, tablet, or phone. You can also connect additional cables to charge up to three devices simultaneously. 3. Use a USB-C charger with the built-in cable, plug it into a power outlet, and recharge the power bank. Alternatively, use another compatible USB-C charging kit. 4. Attach the device to the magnetic wireless charging area. Ensure that the power bank is firmly attached to your phone or other device for proper charging. 5. Disconnect the power bank once charging is complete.</div> <div><b>Maintenance and Cleaning</b>  Gently clean the power bank with a dry, soft cloth to avoid internal short circuits. Do not use corrosive cleaners as well.</div> <div><b>Warranty and After-Sales Service</b>  This product comes with a 1-year warranty. If there is non-human damage during normal use, please contact our customer service, and we will provide you with service and support.  The warranty does not cover damages caused by human factors, improper use, or failure to operate in accordance with the instructions provided.  During the warranty period, please keep the Purchase Receipt, Product Packaging, and User Manual for after-sales service purposes.</div>	<div><b>Notes</b>  1. Fully charge the power bank before first use to ensure optimal performance. 2. Perform a full charge cycle (0% to 100%) every 2-3 months for accurate battery level readings. 3. Avoid overcharging—disconnect the power bank once fully charged. Do not drain the battery completely; recharge when the level drops over 20% to prolong battery life. 4. For long-term storage, maintain a charge level between 40-80% to prevent over-discharge and battery degradation. 5. Do not store the power bank above 45°C or in direct sunlight. Do not put it in fire or any other hot environments. 6. Do not disassemble, repair, modify, or replace any parts of the power bank. 7. Do not drive nails into the power bank or hit it with a hammer. 8. Do not immerse the power bank in water or expose it to moisture. 9. The power bank may warm up during use, but if it stays below 45°C, it's safe to use. 10. Carry the power bank in a shockproof, moisture-proof bag and keep it away from metal objects like keys or coins to prevent short circuits. 11. If the power bank becomes unusually hot, swells, or emits a smell, stop using it immediately and keep it away from fire. 12. Use good-quality charging cables; damaged cables can lower charging efficiency and pose safety risks.</div>	<div><b>FCC Statement</b>  This device complies with Part 15 of the FCC Rules. Operation is subject to the following two conditions: (1) this device may not cause harmful interference, and (2) this device must accept any interference received, including interference that may cause undesired operation.  Any changes or modifications not expressly approved by the party responsible for compliance could void the user's authority to operate the equipment.  NOTE: This equipment has been tested and found to comply with the limits for a Class B digital device, pursuant to Part 15 of the FCC Rules. These limits are designed to provide reasonable protection against harmful interference in a residential installation. This equipment generates, uses and can radiate radio frequency energy and, if not installed and used in accordance with the instructions, may cause harmful interference to radio communications. However, there is no guarantee that interference will not occur in a particular installation. If this equipment does cause harmful interference to radio or television reception, which can be determined by turning the equipment off and on, the user is encouraged to try to correct the interference by one or more of the following measures: —Reorient or relocate the receiving antenna. —Increase the separation between the equipment and receiver. —Connect the equipment into an outlet on a circuit different from that to which the receiver is connected. —Consult the dealer or an experienced radio/TV technician for help.  *RF warning for Portable device: The device has been evaluated to meet general RF exposure requirement. The device can be used in portable exposure condition without restriction.  FCC ID: 2ATZ4-FKK</div>	<div><b>What's in the Box</b></div> <div></div> <div>5000mAh Power Bank X 1 User Manual X 1</div>

折叠尺寸：70x90mm    展开尺寸：90x350mm  
材质：80g哑粉纸 4页 风琴折 双面印刷 单黑+威迅蓝印刷



宁波福茂通讯科技有限公司 NINGBO FULMAN COMMUNICATION TECHNOLOGY CO.,LTD					
品名 PART NAME	FKK系列超薄磁吸移动电源5000mAh 说明书			型号 PART MODEL	VWS-I23
设计 DESIGNER	程细羊	单位 UNIT	mm	客户代码 Client NO.	
校对 CHECK		版本 REV	A2	图号 DWG.NO.	
核准 APPR.		PAGE 页数	1/1	更新 UPDATE	2025/08/14