

Safety Instructions

READ AND FOLLOW ALL SAFETY INSTRUCTIONS

- The light body is rated as IP66 waterproof while the control box is IP65. It can be used outdoors but cannot be immersed in water.
- Risk of Electric Shock. Only plug the power adapter into a covered Class A GFCI outlet that has an enclosure that is weatherproof with an attachment plug cap inserted or removed.
- The internal light sources of the flood lights cannot be replaced.
- Do not allow children to assemble and install this product without adult supervision.
- Avoid installing this product near major heat sources.
- External dimmers cannot be used with this product.
- Use this product with the provided power adapter only.
- To reduce the risk of strangulation, the flexible wiring connected to this product shall be effectively fixed to the wall if the wiring is within arm's reach.

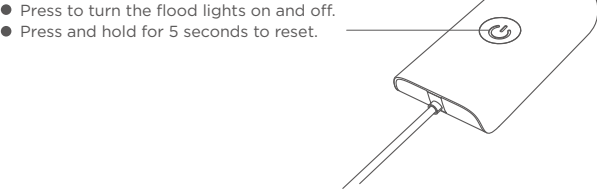
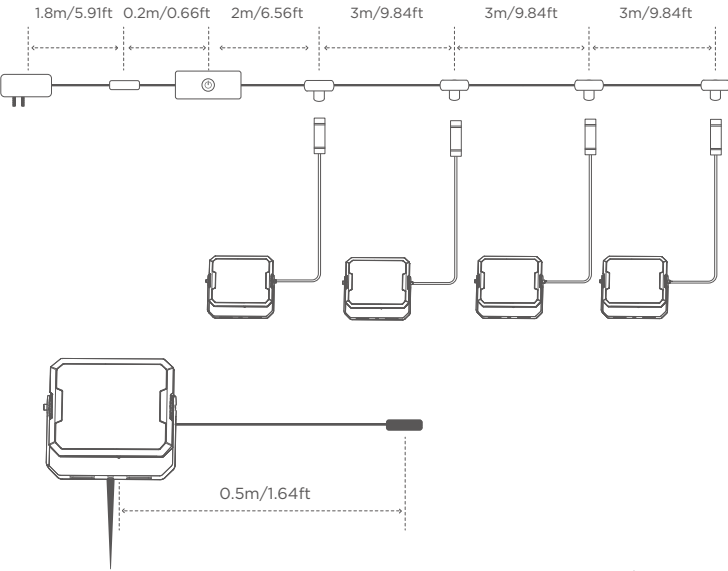
Introduction

Thank you for choosing Govee Flood Lights 2! This product can be easily installed on the ground. Whether you're seeking to illuminate your home's surroundings or enhance the ambiance of your backyard, these flood lights promise to deliver an exceptional experience.

What You Get

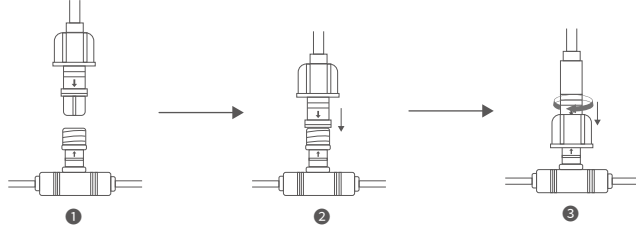
Item	Quantity
Flood Lights	4
Power Cable	1
Ground Stakes	4
Power Adapter	1
User Manual	1
Service Card	1

At a Glance



Installing Your Flood Lights

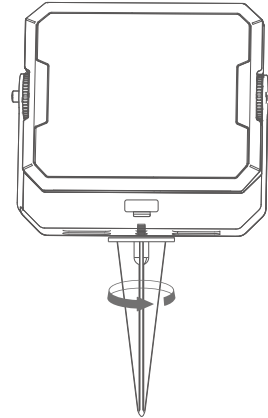
1. Attach the flood lights to the main control cable. Tighten the waterproof cable protectors.



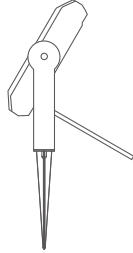
**Note:** Only when all flood lights are attached on the control cable can this product function properly.

2. Attach a ground stake to the stand of each flood light.

**Note:** If you plan to install this product on very hard ground, please separately purchase expansion bolts or metal stakes.



3. Install each flood light on the ground and adjust the angle of its beam.



4. Plug the power adapter into power.

**Note:** Avoid placing the control box directly on the ground, otherwise the Wi-Fi and Bluetooth connection may experience interruptions.

Pairing Your Device with Govee Home App

What You Need:

- A Wi-Fi router supporting the 2.4GHz and 802.11 b/g/n bands. 5GHz is not supported.
- A smartphone or tablet running iOS or Android.

Pairing Instructions

- 1 Download Govee Home App from App Store (iOS) or Google Play (Android).
- 2 Enable your smartphone's Bluetooth.
- 3 Open the app, tap the "+" icon in the top right corner and search for "H7057".
- 4 Tap the device icon and follow the on-screen instructions to complete pairing.



Govee Home App

For FAQs and more information, please visit: [www.govee.com](http://www.govee.com)

Specifications

Power Input	100-240VAC 50/60Hz
Power Output	24VDC 2A
Light Color	RGBWW
Color Temperature	2700K~6500K
Lumens (6500K)	1000lm/light
Waterproof Rating	Control Box (IP65) Flood Light (IP66)
Working Temperature	-20°C to 40°C / -4°F to 104°F

Troubleshooting

1. Failed to connect to Wi-Fi.

a. Make sure the distance between the flood lights' control box and the router is less than 100ft (34m).

b. Keep as few obstructions (e.g. wall, windows, etc.) as possible between the flood lights' control boxand the router.

c. Make sure the Wi-Fi name and the password you entered is correct.

d. Make sure the Wi-Fi you connect to is 2.4GHz. 5GHz is not supported.
2. Lost Wi-Fi connection or cannot use the flood lights with the app.

a. Make sure your home Wi-Fi is working normally.

b. Check whether the Wi-Fi password has been modified.

c. Keep as few obstructions (e.g. wall, windows, etc.) as possible between the flood light's control box and the router.

d. Check whether the flood lights are is connected to Wi-Fi. If not, please reconnect by following the above steps.
3. Cannot pair or connect with Alexa or Google Assistant.

a. Ensure the stability of the Wi-Fi connection.

b. Go to the app's "Settings" page and follow the instructions under "User Guide" to pair the flood lights again.

4. The synchronization effect for Music Mode does not work properly.

a. Make sure the control box is close to the music source, to ensure better sound pickup.
5. Can multiple users control one set of flood lights?

a. Each flood lights set can only be controlled by one account.

b. If multiple users want to control the same set of flood lights, make sure they are using the same account.

Customer Service

-  Warranty: 12-Month Limited Warranty

 Support: Lifetime Technical Support

 Email: support@govee.com

 Official Website: www.govee.com

 @GOVEE  @goveeofficial  @govee.official

 @GoveeOfficial  @GOVEE

FCC and ISED Canada Statement

This device complies with Part 15 of the FCC Rules and Industry Canada licence-exempt RSS standard(s). Operation is subject to the following two conditions:  
(1) This device may not cause harmful interference, and (2) This device must accept any interference received, including interference that may cause undesired operation.  
Warning: Changes or modifications not expressly approved by the party responsible for compliance could void the user's authority to operate the equipment.

Le présent appareil est conforme aux CNR d'Industrie Canada applicables aux appareils radio exempts de licence. L'exploitation est autorisée aux deux conditions suivantes :  
(1) l'appareil nedit pas produire de brouillage, et.  
(2) l'utilisateur de l'appareil doit accepter tout brouillage radioélectrique subi, même si le brouillage est susceptible d'en compromettre le fonctionnement.

**NOTE:** This equipment has been tested and found to comply with the limits for a Class B digital device, pursuant to Part 15 of the FCC Rules.

These limits are designed to provide reasonable protection against harmful interference in a residential installation. This equipment generates uses and can radiate radio frequency energy and, if not installed and used in accordance with the instructions, may cause harmful interference to radio communications. However, there is no guarantee that interference will not occur in a particular installation. If this equipment does cause harmful interference to radio or television reception, which can be determined by turning the equipment off and on, the user is encouraged to try to correct the interference by one or more of the following measures:

1. Reorient or relocate the receiving antenna.
2. Increase the separation between the equipment and receiver.
3. Connect the equipment into an outlet on a circuit different from that to which the receiver is connected.
4. Consult the dealer or an experienced radio/TV technician for help.

This Class B digital apparatus complies with Canadian ICES-005.  
Cet appareil numérique de la classe B est conforme à la norme NMB-005 du Canada.

FCC and IC Radiation Exposure Statement

This equipment complies with FCC and IC radiation exposure limits set forth for an uncontrolled environment. This equipment should be installed and operated with minimum distance 20cm between the radiator & your body.

Lors de l'utilisation du produit, maintenez une distance de 20 cm du corps afin de vous conformer aux exigences en matière d'exposition RF.



Responsible party (this contact information is only for FCC matters) :

Name: GOVEE MOMENTS(US) TRADING LIMITED  
Address: 2501 Chatham Rd Suite R Springfield IL 62704  
Email: certification@govee.com  
Contact information: https://www.govee.com/support

The Bluetooth® word mark and logos are registered trademarks owned by Bluetooth SIG, Inc. and any use of such marks by Shenzhen Qianyan Technology LTD is under license.

The trademark Govee have been authorised to Shenzhen Qianyan Technology LTD.  
Copyright ©2021 Shenzhen Qianyan Technology LTD.  
All Rights Reserved.

User Manual

Model: H7057  
Govee Outdoor Flood Lights 2