

H6800 英语说明书

版本:1.0

成型尺寸:105×145 (mm)

材质:80G书页纸

工艺:单色印刷

折叠方式:风琴折

页数:10页



Safety Instructions

READ AND FOLLOW ALL SAFETY INSTRUCTIONS

- Do not leave the children alone with the product. It might wrap around a child's neck and cause suffocation.
- Do not allow children to assemble and install this product without adult supervision.
- Avoid installing this product near major heat sources.
- External dimmers cannot be used with this product.
- Use this product with the provided power adapter only.
- Do not use seasonal products outdoors unless marked suitable for indoor and outdoor use. When products are used in outdoor applications, connect the product to a Ground Fault Circuit Interrupting (GFCI) outlet. If one is not provided, contact a qualified electrician for proper installation.
- This seasonal use product is not intended for permanent installation or use.
- Do not mount or place near gas or electric heaters, fireplaces, candles or other similar sources of heat.
- Do not secure the wiring of the product with staples or nails, or place on sharp hooks or nails.
- Do not let lamps rest on the supply cord or on any wire.
- Unplug the product when leaving the house, or when retiring for the night, or if left unattended.
- This is an electric product – not a toy! To avoid risk of fire, burns, personal injury and electricshock it should not be played with or placed where small children can reach it.
- Do not use this product for other than its intended use.
- Do not hang ornaments or other objects from cord, wire, or light string.
- Do not cover the product with cloth, paper or any material not part of the product when in use.
- Do not close doors or windows on the product or extension cords as this may damage the wire insulation.

- Read and follow all instructions that are on the product or provided with the product.

SAVE THESE INSTRUCTIONS

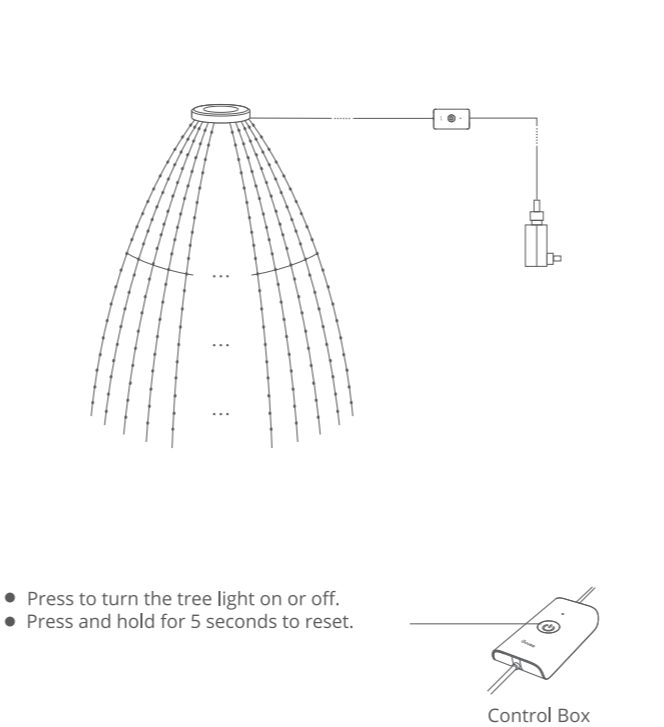
Introduction

Thanks for choosing Christmas Tree Lights! Compared to standard Christmas string lights, this tree light offers additional lighting patterns, scenes, and customizable possibilities. With unique control over each lamp bead, a multi-layered illumination experience is possible. Additionally, the ambient ambiance created by RGB lighting can enhance the excitement and create lifelong memories during festivals or other special occasions.

What You Get

| Item             | Quantity |
|------------------|----------|
| String Light     | 1        |
| Bar Support      | 1        |
| U-shaped Bracket | 1        |
| Power Adapter    | 1        |
| User Manual      | 1        |
| Service Card     | 1        |

At a Glance

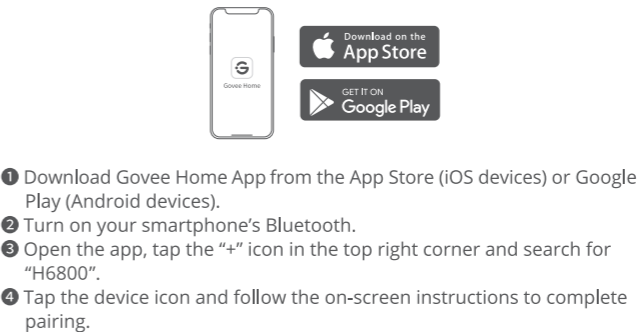


- Press to turn the tree light on or off.
- Press and hold for 5 seconds to reset.

Pairing Your Light with Govee Home App

What You Need

- A Wi-Fi router supporting 2.4GHz and 802.11 b/g/n bands. 5GHz is not supported.
- A smartphone or tablet running iOS or Android.



- 1 Download Govee Home App from the App Store (iOS devices) or Google Play (Android devices).
- 2 Turn on your smartphone's Bluetooth.
- 3 Open the app, tap the "+" icon in the top right corner and search for "H6800".
- 4 Tap the device icon and follow the on-screen instructions to complete pairing.

Specifications

|                             |   |
|-----------------------------|---|
| Power Input (Power Adapter) | 100-240VAC 50/60Hz                      |
| Power Input (String Light)  | 5VDC 5A                                 |
| Power Cord Length           | 11.5 ft/3.5m<br>(Including Control Box) |
| String Light Length         | 6.56 ft/2m *24                          |
| Light Color                 | RGB                                     |



For FAQs and more information,  
please visit: [www.govee.com](http://www.govee.com)

## Troubleshooting

- ❶ Failed to connect to Wi-Fi.
- Make sure the distance between the device and the router is less than 100ft (34m).
  - Keep as few obstructions (e.g. wall, windows) as possible between the tree light and the router.
  - Make sure the Wi-Fi name and the password you entered is correct.
  - Make sure the Wi-Fi you connect to is 2.4GHz. 5GHz is not supported.
- ❷ Lost Wi-Fi connection or cannot use the light with app.
- Make sure your home Wi-Fi is working correctly.
  - Check whether the Wi-Fi password has been modified.
  - Keep as few obstructions (e.g. wall, windows) as possible between the light's control box and the router.
  - Check whether the light has connected to Wi-Fi .  
If the device is not connected to Wi-Fi, please re-connect the device to Wi-Fi as mentioned above.
- ❸ Cannot pair or connect with Alexa or Google Assistant.
- Ensure the stability of the Wi-Fi connection.
  - Go to the app's "Settings" page and follow the instructions under "User Guide" to pair the light again.
- ❹ The synchronization effect for Music Mode does not work properly.
- Ensure the control box is close to the music source to ensure better sound pickup.
- ❺ Can multiple users control one light?
- Each light can only be controlled by one account.
  - If multiple users want to control the same light, ensure they are using the same account.

## FCC and ISED Canada Statement

This device complies with Part 15 of the FCC Rules and Industry Canada licence-exempt RSS standard(s). Operation is subject to the following two conditions:  
(1) This device may not cause harmful interference, and  
(2) This device must accept any interference received, including interference that may cause undesired operation.  
Warning: Changes or modifications not expressly approved by the party responsible for compliance could void the user's authority to operate the equipment.

Le présent appareil est conforme aux CNR d'Industrie Canada applicables aux appareils radio exempts de licence. L'exploitation est autorisée aux deux conditions suivantes :  
(1) l'appareil nedomit pas produire de brouillage, et  
(2) l'utilisateur de l'appareil doit accepter tout brouillage radioélec trique subi, même si le brouillage est susceptible d'en compromettre le fonctionnement.

**NOTE:** This equipment has been tested and found to comply with the limits for a Class B digital device, pursuant to Part 15 of the FCC Rules.

These limits are designed to provide reasonable protection against harmful interference in a residential installation. This equipment generates uses and can radiate radio frequency energy and, if not installed and used in accordance with the instructions, may cause harmful interference to radio communications. However, there is no guarantee that interference will not occur in a particular installation. If this equipment does cause harmful interference to radio or television reception, which can be determined by turning the equipment off and on, the user is encouraged to try to correct the interference by one or more of the following measures:

- Reorient or relocate the receiving antenna.
- Increase the separation between the equipment and receiver.
- Connect the equipment into an outlet on a circuit different from that to which the receiver is connected.
- Consult the dealer or an experienced radio/TV technician for help.

## FCC and IC Radiation Exposure Statement

This equipment complies with FCC and IC radiation exposure limits set forth for an uncontrolled environment. This equipment should be installed and operated with minimum distance 20cm between the radiator & your body.

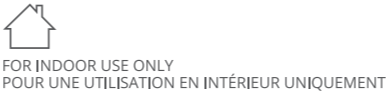
Lors de l'utilisation du produit, maintenez une distance de 20 cm du corps afin de vous conformer aux exigences en matière d'exposition RF.

This Class B digital apparatus complies with Canadian ICES-005. Cet appareil numérique de la classe B est conforme à la norme NMB-005 du Canada.

**Responsible party:**  
Name: GOVEE MOMENTS(US) TRADING LIMITED  
Address: 2501 Chatham Rd Suite R Springfield IL 62704  
Email: certification@govee.com  
Contact information: <https://www.govee.com/support>

The trademark Govee has been authorised to Shenzhen Qianyan Technology LTD.  
Copyright ©2021 Shenzhen Qianyan Technology LTD.  
All Rights Reserved.

The Bluetooth® word mark and logos are registered trademarks owned by Bluetooth SIG, Inc. and any use of such marks by Shenzhen Qianyan Technology LTD is under license.



# User Manual

## Customer Service

- Warranty: 12-Month Limited Warranty
- Support: Lifetime Technical Support
- Email: [support@govee.com](mailto:support@govee.com)
- Official Website: [www.govee.com](http://www.govee.com)
- @Govee   @govee\_official   @govee.official
- @Goveeofficial   @Govee.smarthome

Model: H6800  
Christmas Tree Lights