

# TEST REPORT

Report No.: BCTC2206949569-2E

---

Applicant: Shenzhen Zherui Technology Co.LTD

---

Product Name: Multi-function wireless charger

---

Model/Type Ref.: E6

---

Tested Date: 2022-06-06 to 2022-06-30

---

Issued Date: 2022-07-11

---

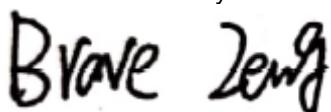
**Shenzhen BCTC Testing Co., Ltd.**



## FCC ID: 2A7SJ-E6

Product Name: Multi-function wireless charger  
Trademark: N/A  
Model/Type Ref.: E6  
Prepared For: Shenzhen Zherui Technology Co.LTD  
Address: Floor 2, Building 3, Hezhou Fishery Industrial Zone, Bao 'an District, Shenzhen  
Manufacturer: Shenzhen Zherui Technology Co.LTD  
Address: Floor 2, Building 3, Hezhou Fishery Industrial Zone, Bao 'an District, Shenzhen  
Prepared By: Shenzhen BCTC Testing Co., Ltd.  
Address: 1-2/F., Building B, Pengzhou Industrial Park, No.158, Fuyuan 1st Road, Tangwei, Fuhai Subdistrict, Bao'an District, Shenzhen, Guangdong, China  
Sample Received Date: 2022-06-06  
Sample tested Date: 2022-06-06 to 2022-06-30  
Report No.: BCTC2206949569-2E  
Test Standards: FCC CFR 47 part1, 1.1307(b), 1.1310  
KDB 680106 D01 RF Exposure Wireless Charging App v03r01  
Test Results: PASS

Tested by:



Brave Zeng/ Project Handler

Approved by:




Zero Zhou/Reviewer

The test report is effective only with both signature and specialized stamp. This result(s) shown in this report refer only to the sample(s) tested. Without written approval of Shenzhen BCTC Testing Co., Ltd, this report can't be reproduced except in full. The tested sample(s) and the sample information are provided by the client.

## Table of Content

Test Report Declaration	Page
1. Version .....	4
2. Product Information .....	5
2.1 Product Information .....	5
2.2 Support Equipment .....	5
2.3 Test Mode .....	6
3. Test Facility and Test Instrument Used .....	7
3.1 Test Facility .....	7
3.2 Test Instrument Used .....	7
4. Method Of Measurement.....	8
4.1 Applicable Standard .....	8
4.2 Block Diagram Of Test Setup.....	8
4.3 Limit .....	9
4.4 Test Procedure .....	9
4.5 E And H Field Strength .....	10
5. Photographs of Test Set-Up .....	11



**1. Version**

Report No.	Issue Date	Description	Approved
BCTC2206949569-2E	2022-06-16	Original	Valid

## 2. Product Information

### 2.1 Product Information

Model/Type Ref.:	E6
Model differences:	N/A
Product Description:	Multi-function wireless charger
Operation Frequency:	112-205KHz
Antenna installation:	Loop coil antenna
Ratings:	Input: DC 9V/2A, 9V2.7A or 12V/2A Output: Phone:7.5W AirPods: 3W Watch: 2.5W
Hardware Version:	N/A
Software Version:	N/A

### 2.2 Support Equipment

No.	Cable Type	Quantity	Provider	Length (m)	Shielded	Note
1	Dummy load	N/A	DL01	N/A	Auxiliary	Dummy load
2	Dummy load	N/A	DL02	N/A	Auxiliary	Dummy load
3	Earphone	N/A	AirPods pro	N/A	Auxiliary	Earphone

**Notes:**

1. All the equipment/cables were placed in the worst-case configuration to maximize the emission during the test.
2. Grounding was established in accordance with the manufacturer's requirements and conditions for the intended use.

## 2.3 Test Mode

Test Modes 1	Phone: 7.5W
Test Modes 2	AirPods: 3W
Test Modes 3	Watch: 2.5W
Test Modes 4	Phone:7.5W + AirPods: 3W
Test Modes 5	Phone: 7.5W + Watch: 2.5W
Test Modes 6	AirPods: 3W + Watch: 2.5W
Test Modes 7	Phone: 7.5W + AirPods: 3W + Watch: 2.5W

### 3. Test Facility and Test Instrument Used

#### 3.1 Test Facility

All measurement facilities used to collect the measurement data are located at Shenzhen BCTC Testing Co., Ltd. Address: 1-2/F., Building B, Pengzhou Industrial Park, No.158, Fuyuan 1st Road, Tangwei, Fuhai Subdistrict, Bao'an District, Shenzhen, Guangdong, China. The site and apparatus are constructed in conformance with the requirements of ANSI C63.4 and CISPR 16-1-1 other equivalent standards.

FCC Test Firm Registration Number: 712850

IC Registered No.: 23583

#### 3.2 Test Instrument Used

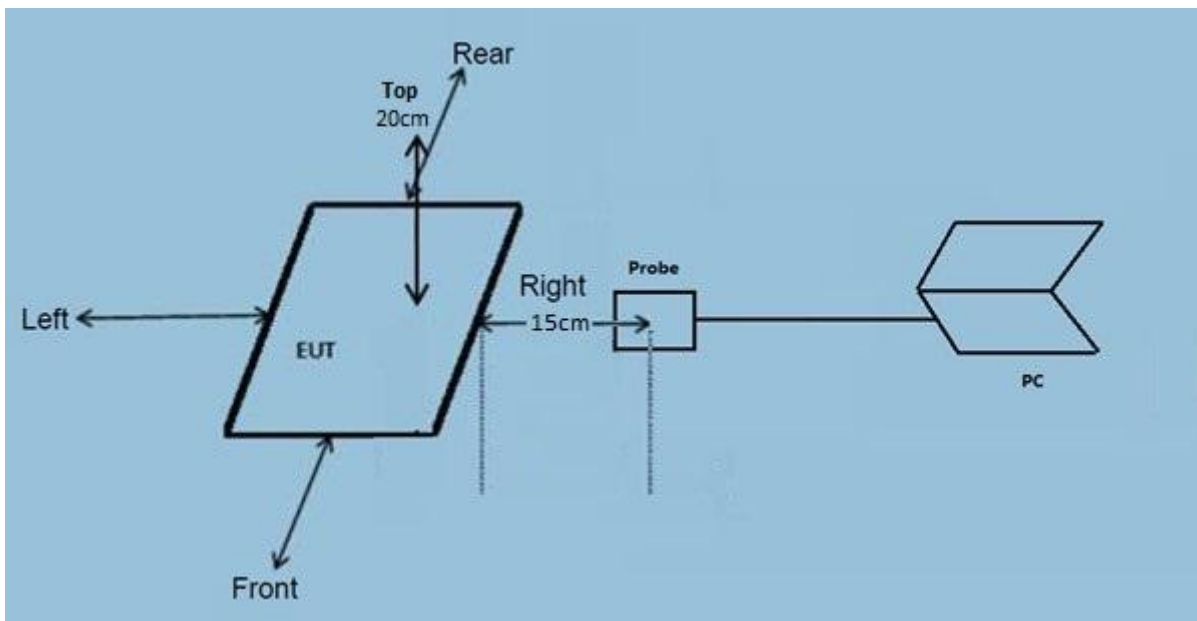
Equipment	Manufacturer	Model No.	Serial No.	Last Cal.	Next Cal.
Electromagnetic radiation tester	Wavecontrol	SMP160	19SN0980	Aug. 30, 2021	Aug. 29, 2022
Electromagnetic field probe	Wavecontrol	WP400-3	20WP120082	Aug. 30, 2021	Aug. 29, 2022
843 Chamber	ETS	843	84301	Aug. 27, 2020	Aug. 26, 2023

## 4. Method Of Measurement

### 4.1 Applicable Standard

According to §1.1307(b)(1), systems operating under the provisions of this section shall be operated in a manner that ensures that the public is not exposed to radio frequency energy level in excess of the Commission's guidelines. According to §1.1310 and §2.1093 RF exposure is calculated. According KDB 680106 D01 RF Exposure Wireless Charging.

### 4.2 Block Diagram Of Test Setup



### 4.3 Limit

Limits for Occupational / Controlled Exposure				
Frequency Range (MHz)	Electric Field Strength (E) (V/m)	Magnetic Field Strength (H) (A/m)	Power Density (S) (mW/ cm <sup>2</sup> )	Averaging Time  E  <sup>2</sup> , H  <sup>2</sup> or S (minutes)
0.3-3.0	614	1.63	(100)*	6
3.0-30	1842 / f	4.89 / f	(900 / f)*	6
30-300	61.4	0.163	1.0	6
300-1500			F/300	6
1500-100,000			5	6

Limits for General Population / Uncontrolled Exposure				
Frequency Range (MHz)	Electric Field Strength (E) (V/m)	Magnetic Field Strength (H) (A/m)	Power Density (S) (mW/ cm <sup>2</sup> )	Averaging Time  E  <sup>2</sup> , H  <sup>2</sup> or S (minutes)
0.3-1.34	614	1.63	(100)*	30
1.34-30	824/f	2.19/f	(180 / f)*	30
30-300	27.5	0.073	0.2	30
300-1500			F/1500	30
1500-100,000			1	30

### 4.4 Test Procedure

- 1) RF exposure test was performed in anechoic chamber.
- 2) The measurement probe was placed 15cm around the device for testing; The measurement probe was placed at 20 cm for surface testing.
- 3) The highest emission level was recorded and compared with limit as soon as measurement of eachd) The highest emission level was recorded and compared with limit as soon as measurement of each points (left, right, front, rear and top) were completed.
- 4) The EUT was measured according to the dictates of KDB680106 D01
- 5) Remark:  
The EUT's test position left, right, front, rear and top is valid for the E and H field measurements.

#### 4.5 E And H Field Strength

##### Worst Case Operating Mode: Mode 7

H-Field Strength at 15 cm surrounding the EUT and 20cm above the top surface of the EUT

Frequency Range (KHz)	Operation condition	Test Position Front (A/m)	Test Position Rear (A/m)	Test Position Left (A/m)	Test Position Right (A/m)	Test Position Top (A/m)	Limits (A/m)
112-205KHz	Full load	0.204	0.199	0.222	0.187	0.188	1.63
112-205KHz	Half load	0.208	0.174	0.185	0.189	0.192	1.63
112-205KHz	No load	0.201	0.191	0.202	0.195	0.197	1.63

E-Field Strength at 15 cm surrounding the EUT and 20cm above the top surface of the EUT

Frequency Range (KHz)	Operation condition	Test Position Front (V/m)	Test Position Rear (V/m)	Test Position Left (V/m)	Test Position Right (V/m)	Test Position Top (V/m)	Limits (V/m)
112-205KHz	Full load	0.255	0.205	0.210	0.194	0.189	614
112-205KHz	Half load	0.201	0.199	0.199	0.194	0.185	614
112-205KHz	No load	0.199	0.186	0.185	0.184	0.171	614


Note: In the frequency range of 1k-10M, except the fundamental frequency, other transmissions of the power transmission system are less than 20dB lower than the maximum fundamental transmission, so it is not necessary to evaluate.

## 5. Photographs of Test Set-Up


**Front**




**Rear**



**Left**



**Right**



**Top**



## STATEMENT

- 1.The equipment lists are traceable to the national reference standards.
- 2.The test report can not be partially copied unless prior written approval is issued from our lab.
- 3.The test report is invalid without stamp of laboratory.
- 4.The test report is invalid without signature of person(s) testing and authorizing.
- 5.The test process and test result is only related to the Unit Under Test.
- 6.The quality system of our laboratory is in accordance with ISO/IEC17025.
- 7.If there is any objection to report, the client should inform issuing laboratory within 15 days from the date of receiving test report.

Address:

1-2/F., Building B, Pengzhou Industrial Park, No.158, Fuyuan 1st Road, Tangwei, Fuhai Subdistrict, Bao'an District, Shenzhen, Guangdong, China

TEL : 400-788-9558

P.C.: 518103

FAX : 0755-33229357

Website : <http://www.chnbctc.com>

E-Mail : [bctc@bctc-lab.com.cn](mailto:bctc@bctc-lab.com.cn)

\*\*\*\*\* END \*\*\*\*\*