


USE & CARE INSTRUCTIONS

blueaura

PURE™

Model Number: BA-P100



PureSmartAir System



READ AND SAVE THESE INSTRUCTIONS

WARNINGS

Failure to comply with the warnings listed below may result in electric shock or serious injury.



This product should be used only in accordance with the specifications outlined in this manual. Usage other than what has been specified here may result in serious injury.

When using electrical appliances, basic precautions should always be followed to reduce the risk of fire, electric shock and injury to persons, including the following:

- Read all instructions before using appliance.
- To avoid fire or shock hazard, plug the appliance directly into a right AC electrical outlet.
- Keep the cord out of heavy traffic areas. To avoid fire hazard, NEVER put the cord under rugs, near heat registers, radiator, stoves or heaters.
- To protect against electrical hazards, DO NOT immerse in water or other liquids. Do not use near water.
- Children cannot recognize the hazards associated with the usage of electrical appliances. For this reason, always supervise children when they are near the unit.
- Always unplug the air purifier before moving it, opening the grill, changing filters, cleaning or whenever the air purifier is not in use. Be sure to pull by the plug and not the cord.
- NEVER drop or insert any object into any openings.
- DO NOT run cord under carpeting.
- DO NOT cover cord with throw rugs, runners, or similar coverings.
- DO NOT route cord under furniture or appliances. Arrange cord away from traffic area and where it will not be tripped over.
- DO NOT operate any appliance with a damaged cord or plug, if motor fan fails to

rotate, after the appliance malfunctions, or if it has been dropped or damaged in any manner. Send to Customer Service for assistance.

- Use appliance only for intended household use as described in this manual.

Any other use not recommended by the manufacturer may cause fire, electric shock or injury to persons.

- DO NOT use outdoors.

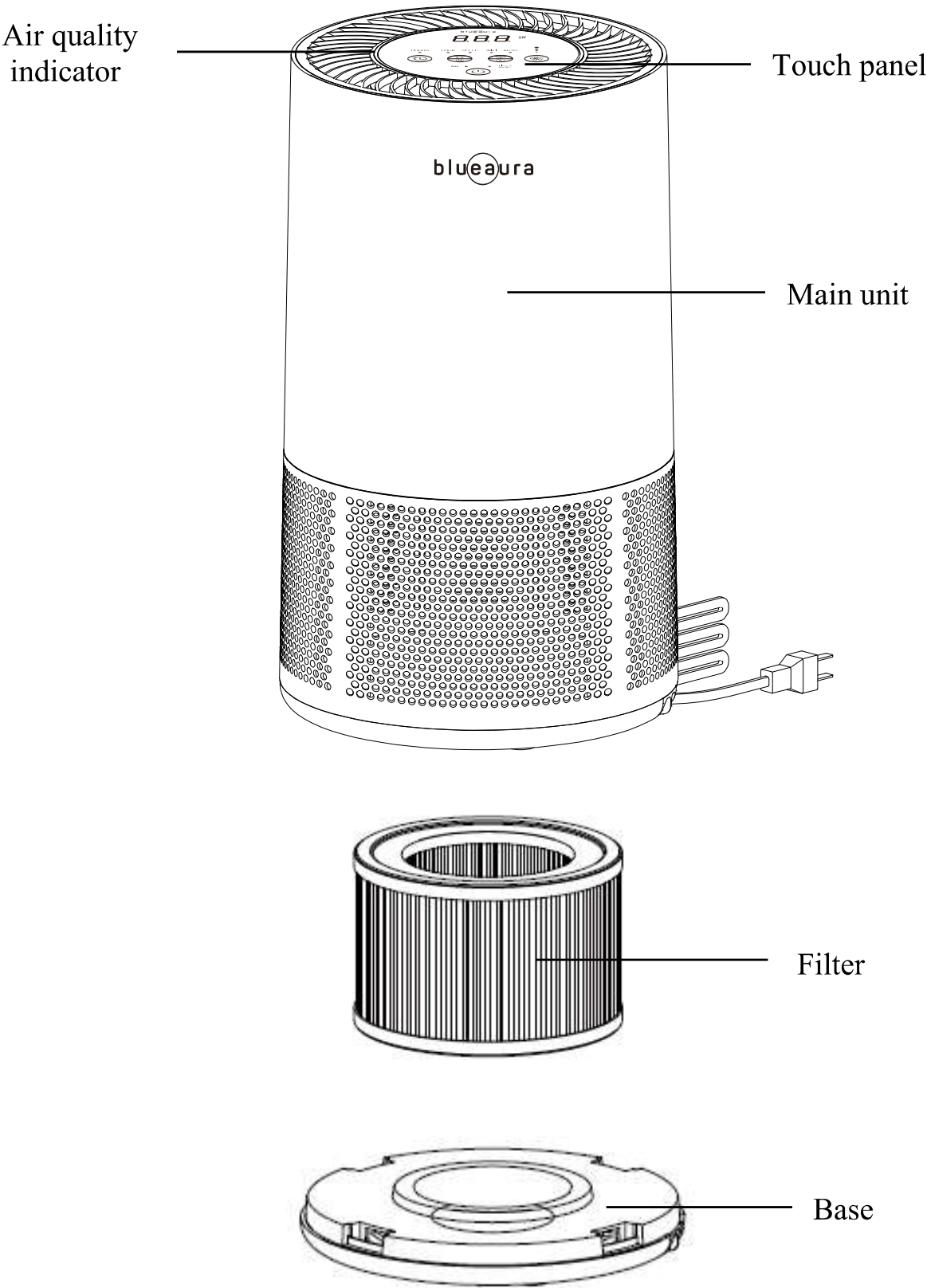
- DO NOT place anything on top of unit.

- NEVER block the air openings, grills/outlets or place on a soft surface such as a bed or sofa, as this could cause the unit to tip over, blocking the air intake or outtake opening.

- DO NOT attempt to repair or adjust any electrical or mechanical functions on this unit. Doing so will void your warranty. The inside of the unit contains no user serviceable parts. All servicing should be performed by qualified personnel only.

- WARNING: To reduce the risk of fire or electric shock, do not use this fan with any solid-state speed control device.

BLUE AURA PRODUCT STRUCTURE



PURESMART AIR CLEANING SYSTEM

Improve your indoor air quality with your new PureSmartAir Cleaning System. Multiple levels of cleaning include a combination of Pre-filter that traps big particles, HEPA filter that captures micro particles.

PRE-FILTER: Captures initial dust and allergen particles.

HEPA FILTER: Captures dust, smoke, pollen and other allergens;

Activated Carbon Filter: Removes odors and bad smells.

OPERATING INSTRUCTIONS

BEFORE OPERATING THE AIR PURIFIER:

1. Carefully remove your air purifier from box and plastic bag.
2. Take out the filter from air purifier and remove and discard the plastic bag of filter.
3. Select a firm, level and flat location for the air purifier.

*For proper air flow, locate the unit at least 1 foot from any wall or furniture.

*Make sure none of the grills are blocked.

4. Plug the power cord into a right voltage AC outlet.

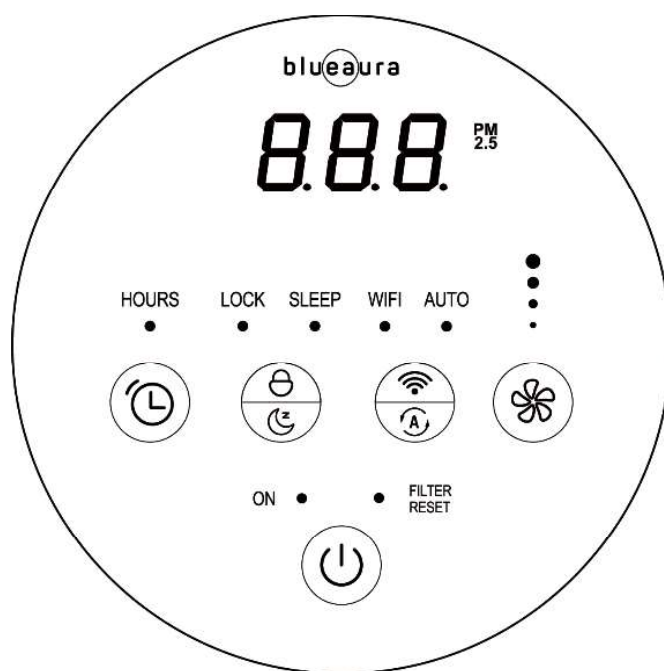
IMPORTANT: When moving the air purifier, always lift unit firmly by your hands.

For further information on operating and maintaining your air purifier, please visit the Blue Aura website for additional information and instructional videos



www.myblueaura.com

OPERATING THE AIR PURIFIER



1. “POWER”/“FILTER RESET” BUTTON:

Press this button to turn on or switch off the unit.

Note: When the filter reset indicator is on, press and hold POWER Button for 3-5 seconds to reset Filter Replace Indicator.

When the Air Purifier is connected to a power source for the first time, it will automatically turn on. After the first use, each time the Air Purifier is powered off thereafter, the machine will remember the last settings before being powered off, including power status, fan speed, auto mode and filter lifetime.



2. “TIMER” BUTTON:

Press this button to set working time from 1 hours to 12 hours, device will be turn off when time is up.