

7 CM



Kids Smart Watches
KF01

7 CM

User Manual

BOX CONTENTS

Package Include:

- 1 * Smart watch
- 1 * watch band
- 1 * charger cable
- 1 * user manual

INSTRUCTIONS IN DETAILS




POWER ON/OFF

- When the watch is off, charge or long press the side key to start the watch.
- When the watch is power on, select the shutdown interface from the drop-down menu, and click "v" to shut down.
- Or long press the side key in the main interface to shut down.

TO CHARGE

Easily absorb your watch by powerful magnet and snap into place automatically.
Plug the charging cable into the USB port. Please fully charge your new device (1-2 hours).



SMARTPHONE COMPATIBILITY:



TO START: Download the APP

Scan the QR code on the instruction manual or search for "MasWear" at App Store or Google Play store to download it. (Please turn on the permissions when initial setting)

Pair with the phone

- Make sure your phone bluetooth is ON. Please don't pair the watch from bluetooth list directly.

2. Go to "MasWear" APP->Register a MasWear account (If you don't want to register, you can log in via third party software)->Fill in your personal informations->Device->Add peripheral Now->Choose model "KF01" to connect. (A bluetooth request will pop up during pairing, please make sure to click pair)



MULTI-DIAL

There are 8 main interfaces on the watch.

- Long press 3s on watch main interface=>slide left or right=>tap to switch.



- Also support you to DIY watch face on APP. Go to "MasWear" APP => Device => Watchface, then DIY now.

TRACK YOUR ALL-DAY ACTIVITIES

Slide the screen to the left to enter the step counting status interface, and you can view the status of the current number of steps, distance and calories.

SEE YOUR HEALTH DATA

According to the current walking steps, it can be synchronized to the APP to view the motion data.




MONITOR YOUR SLEEP

Wear the Smartwatch to bed to automatically track your time asleep, and the watch will automatically judge whether you enter sleep monitoring mode, automatically detect your sleep duration and calculate your sleep quality.

Note:


The data will be calculate only when you wear a watch to sleep.



SPORT MODES:

The Smartwatch has 5 sports modes, including walk, run, climb, ride, treadmill.

- Long press 3s on watch main interface=>slide left or right=>tap to switch.



SAMRT REMNDERS:

Turn on smart reminders on MasWear APP to inform you drink or active timing. Encourages you to develop good health habits.


- Long press 3s on watch main interface=>slide left or right=>tap to switch.



MULTIPLE FUNCTIONS:

Features include making calls, receiving notifications, breathing training, calculator, stopwatch, remote photograph, calendar, music, games, recording, temperature, weather, flashlight, contacts, etc.


- Long press 3s on watch main interface=>slide left or right=>tap to switch.



MULTIPLE STYLES:

Change the launcher styles on the settings

- Long press 3s on watch main interface=>slide left or right=>tap to switch.



BASIC PARAMETERS:

Product Type	Smart Watch	Battery Type	Lithium polymer
Display Size	1.4inch	CPU	FR5082
Heart rate sensor	HSR3300	Accelerometer	SC7A20
Weight	38g	Battery Capacity	200mAh
Watch Size	41.4*40.3*10.6mm	Color	Black, blue, red
Waterproof Level	IP68	ROM	External 64Mb
Watchband specifications	22mm silicone strap	Package Contents	Smartwatch, manual, charging cable

FCC Statement

Changes or modifications not expressly approved by the party responsible for compliance could void the user's authority to operate the equipment.
This equipment has been tested and found to comply with the limits for a Class B digital device, pursuant to Part 15 of the FCC Rules. These limits are designed to provide reasonable protection against harmful interference in a residential installation. This equipment generates uses and can radiate radio frequency energy and, if not installed and used in accordance with the instructions, may cause harmful interference to radio communications. However, there is no guarantee that interference will not occur in a particular installation. If this equipment does cause harmful interference to radio or television reception, which can be determined by turning the equipment off and on, the user is encouraged to try to correct the interference by one or more of the following measures:
-- Reorient or relocate the receiving antenna.
-- Increase the separation between the equipment and receiver.
-- Connect the equipment into an outlet on a circuit different from that to which the receiver is connected.
-- Consult the dealer or an experienced radio/TV technician for help.
This device complies with part 15 of the FCC rules. Operation is subject to the following two conditions (1) this device may not cause harmful interference, and (2) this device must accept any interference received, including interference that may cause undesired operation.

SCAN TO DOWNLOAD



MasWear

CE FCC RoHS

Made in China