




Appendix

Setup Photos

For BTEK250620088A02-T05






CT-3000W

| | |
|---|---|
| Radiated Spurious Emissions (Below 1GHz) |  A photograph of an anechoic chamber with white walls and black cross-shaped absorbers. A black rectangular object is placed on a white table in the center. A yellow vertical pole with a sensor is on the left, and a blue sensor is on the right. |
| Radiated Spurious Emissions (Above 1GHz) |  A photograph of an anechoic chamber with white walls and black cross-shaped absorbers. A white electronic device is on a white table. A black sensor is on the floor, and a yellow and black striped mat is in the foreground. |
| Conducted Emission |  A photograph of a laboratory setup. A black rectangular object is on a white table. A yellow vertical pole is on the left. A white electronic device is on a white table. A black sensor is on the floor, and a yellow and black striped mat is in the foreground. |



CT-1500B

| | |
|--|--|
| <p>Radiated Spurious Emissions (Below 1GHz)</p> |  |
| <p>Radiated Spurious Emissions (Above 1GHz)</p> |  |
| <p>Conducted Emission</p> |  |

