



FITNESS TAG

Removable/Super glue
Made in china

 Fitness TAG

 Removable glue

 Super glue

Activate TAG

- 1 Download **VUP Fitness APP**
Register and log in



- 2 Shake and activate TAG

In VUP Fitness APP[**Mine**] - [**Device**]
Click [**Add Device**] to add TAG



Install TAG

Tear off the adhesive tape and
stick the TAG to the
corresponding object



Basic parameters

Item/Model F-Tag P

Size 39.79*25*6.5 mm

Weight ≤15g Service life 1 year

Waterproof level IP68








Working temperature -20°C~+40°C

Connection method BLE5.0

material Silicone / toner/

Removable/Super glue

Usage notes

-  No fire
-  No smashing
-  No break up
-  No high temperature
-  No strong magnetic field
-  No Accidental ingestion
-  Garbage collection

Special Note

isuke reserves the final right to interpret this manual. Please scan the code for more notes and instructions



Detailed product instructions



Smart products
Understand your better

-  **1-(848)-210-6545**
-  www.miracase.com
-  service@miracase.com
-  @miracase

This device complies with part 15 of the FCC Rules. Operation is subject to the following two conditions: (1) This device may not cause harmful interference, and (2) this device must accept any interference received, including interference that may cause undesired operation.

Any Changes or modifications not expressly approved by the party responsible for compliance could void the user's authority to operate the equipment.

Note: This equipment has been tested and found to comply with the limits for a Class B digital device, pursuant to part 15 of the FCC Rules. These limits are designed to provide reasonable protection against harmful interference in a residential installation. This equipment generates uses and can radiate radio frequency energy and, if not installed and used in accordance with the instructions, may cause harmful interference to radio communications. However, there is no guarantee that interference will not occur in a particular installation. If this equipment does cause harmful interference to radio or television reception, which can be determined by turning the equipment off and on, the user is encouraged to try to correct the interference by one or more of the following measures:

- Reorient or relocate the receiving antenna.
- Increase the separation between the equipment and receiver.
- Connect the equipment into an outlet on a circuit different from that to which the receiver is connected.
- Consult the dealer or an experienced radio/TV technician for help.