

Wireless headphones User manual



Warning

Read the below warning thoroughly before you start using your headset. Store this manual with product packaging. The safety precaution manual reduce the risk of fire or injury when correctly complied to.

To reduce the risk of injury :

Keep batteries out of reach of children.

Do not heat, open, or dispose of battery pack in fire.

Do not allow metal objects to touch the battery on the device.

Do not expose battery pack to excessive heat.

Operation

1: Power on/off

Long press 3 seconds to turn on

Long press 3 seconds to turn off.

2: Play/Pause music.


When listening to music.

Tap Power switch once to play or pause the music.


3: Previous /Next Song


When listening to music.

Quick double tap  Volume reduction key to go to previous song.

Quick double tap  Volume plus key to go to next song.

4: Volume +/-

Tap  Volume reduction key once to decrease the volume.

Tap  Volume plus key once to increase the volume.

5: Answer/Hang up

When there is an incoming call.

Tap Power switch once to answer the call.

Tap Power switch again to end the call.

5: Reject

When there is an incoming call.

Long press Power switch for 2 seconds to reject the call.

6:Voice assistant

Quick double tap Power switch key to activate voice assistant.

Charging Function

Fully charge the headset before using for the first time.

Technical Specs:

Bluetooth version: V5.3

Bluetooth solutions: JL7003

Bluetooth working frequency:2.402GHz-2.480GHz

Frequency response:20Hz-20KHz

Earphones battery capacity: 250mAh

Effective distance: 10M

Play time: 15-20 hours

Earphones charging time: About 2H

Over charge Protection: $4.3 \pm 0.1V$

Earphone battery output voltage/current:3.7V-4.2V/12mA (max)

NOTE: This equipment has been tested and found to comply with the limits for a Class B digital device, pursuant to part 15 of the FCC Rules. These limits are designed to provide reasonable protection against harmful interference in a residential installation. This equipment generates, uses and can radiate radio frequency energy and, if not installed and used in accordance with the instructions, may cause harmful interference to radio communications. However, there is no guarantee that interference will not occur in a particular installation. If this equipment does cause harmful interference to radio or television reception, which can be determined by turning the equipment off and on, the user is encouraged to try to correct the interference by one or more of the following measures:

- Reorient or relocate the receiving antenna.
- Increase the separation between the equipment and receiver.
- Connect the equipment into an outlet on a circuit different from that to which the receiver is connected.
- Consult the dealer or an experienced radio/TV technician for help

Changes or modifications not expressly approved by the party responsible for compliance could void the user's authority to operate the equipment.

This device complies with Part 15 of the FCC Rules. Operation is subject to the following two conditions:

(1) this device may not cause harmful interference, and (2) this device must accept any interference received, including interference that may cause undesired operation.