深圳市雨盛通讯电子有限公司
Shenzhen Yu Sheng Communications Electronics co., LTD

TEL：+86 0755-28640107 FAX：+86 0755-28694967

承认书
APPROVAL

版本：A1

客　　户 CUSTOMER:	
品 名 规 格 DESCRIPTION:	**2.4G 5DB white blade antenna out 150MM**
料　　号 PART NO.:	YS030-0055
客 户 料 号 CUS PART NO.:	
日　　期 D A T E:	2023-10-16

呈样签章:

工　程 ENGINEERING DEPARTMENT	品　　保 Q C DEPARTMENT	业　务 SALES DEPARTMENT

客户承认签章 ：

工　程 ENGINEERING DEPARTMENT	品　　保 Q C DEPARTMENT	采　购 PURCHASING DEPARTMENT

※客户确认样品附意栏：

Manufacturer:Shenzhen Yu Sheng Communications Electronics co., LTD
Adress:Floor 3-4, No. 102, Ao West Road, Ao Bei Yi Village, Henggang Town, Longgang District, Shenzhen
工厂地址：深圳市龙岗区横岗镇坳背一村坳西路 102 号 3-4 楼

深圳市雨盛通讯电子有限公司
Shenzhen Yu Sheng Communications Electronics co., LTD

TEL：+86 0755-28640107 FAX：+86 0755-28694967

Technical parameters of electrical

电 性 能 指 标		Electrical Specifications	
频率范围	2400-2500MHZ	Frequency Range	2400-2500MHZ
电压驻波比	≤2.0	VSWR	≤2.0
增益	5DBI	GAIN	5DBI
输入阻抗	50 Ω	Input Impedance	50 Ω
机 械 指 标		Mechanical Specifications	
天线颜色	白色	Antenna Color	WHITE
接口形式	IPEX	Input connector	IPEX
天线长度	150mm	Cable length	150mm
工作温度	-40℃~+85℃	Working Temperature	-40℃~+85℃
工作湿度	20~80%	Working Humidity	20~80%

Product picture:mm



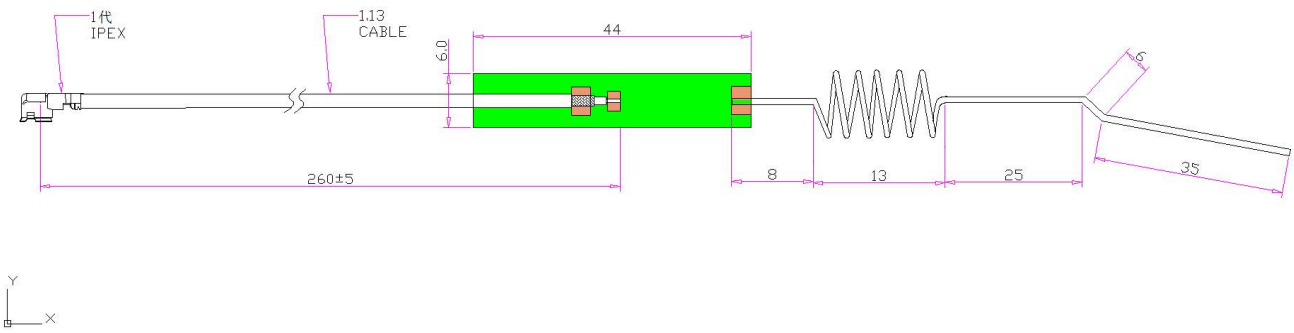

工厂地址：深圳市龙岗区横岗镇坳背一村坳西路 102 号 3-4 楼

深圳市雨盛通讯电子有限公司
Shenzhen Yu Sheng Communications Electronics co., LTD

TEL：+86 0755-28640107 FAX：+86 0755-28694967

Dimension drawing

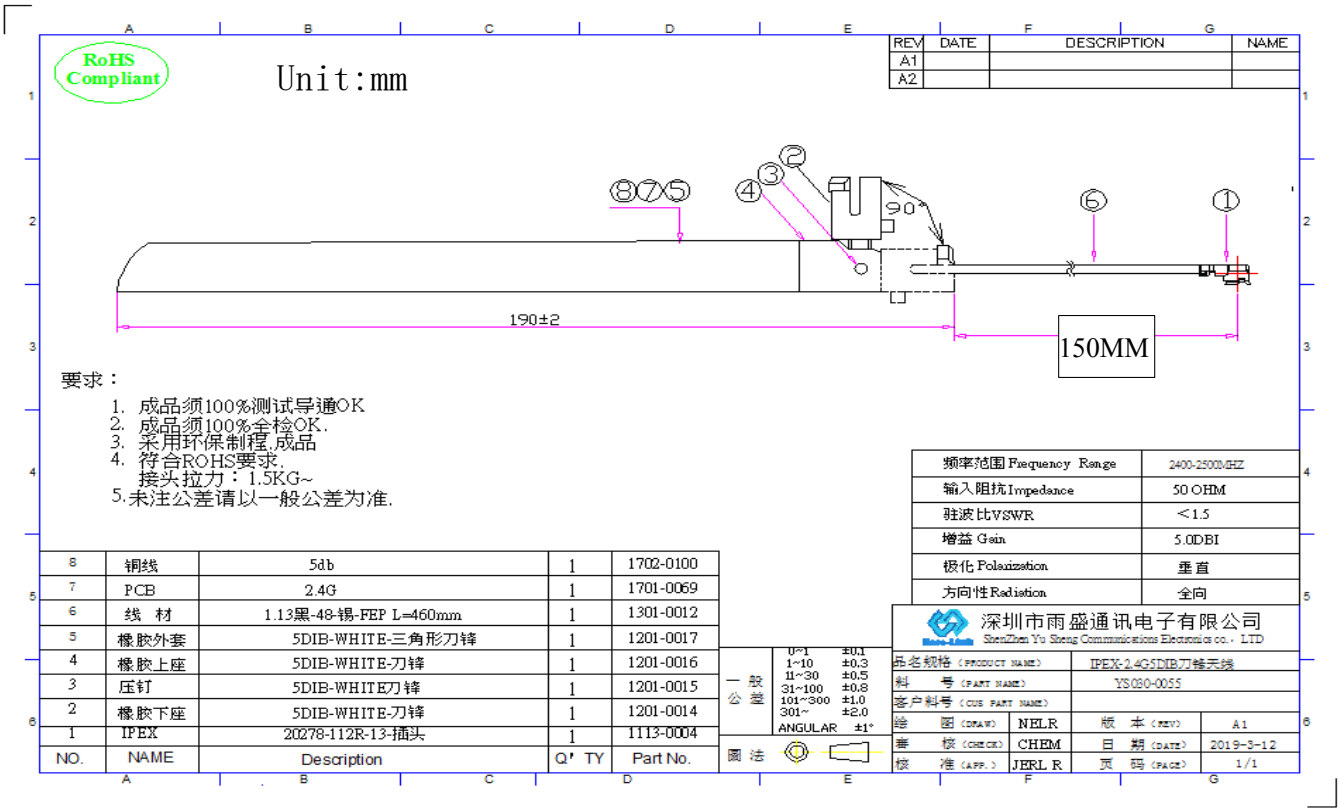

Environmental performance testing

项目	测试条件	规格
储存环境	在没有指定的情况下测试温度、湿度、气压如下： 1. 温度为-30℃～+80℃ 2. 相对湿度为45%-85% 3. 气压为86kpa-106kpa	电气机械性能正常
高低温试验	在70℃与40℃之间进行5次循环，然后在正常条件下1-2H，检查外观质量。	尺寸应满足规定并应满足满足于机械、电气性能
耐恒定湿热试验	相对湿度95±3%，试验温度：40℃.持续2H作用后，试品取出后5min之内测定电气性能，试品在正常条件下1-2H，检查外观质量	尺寸应满足规定并应满足满足于机械、电气性能
振动试验	振频范围10-55HZ，位移幅值：0.35MM，加速度幅值：50.0M/S，扫频循环次数：30次	电气机械性能正常
跌落试验	1M高空按照互相垂直的轴方向自由跌落3次	电气机械性能正常

Network analysis Test:

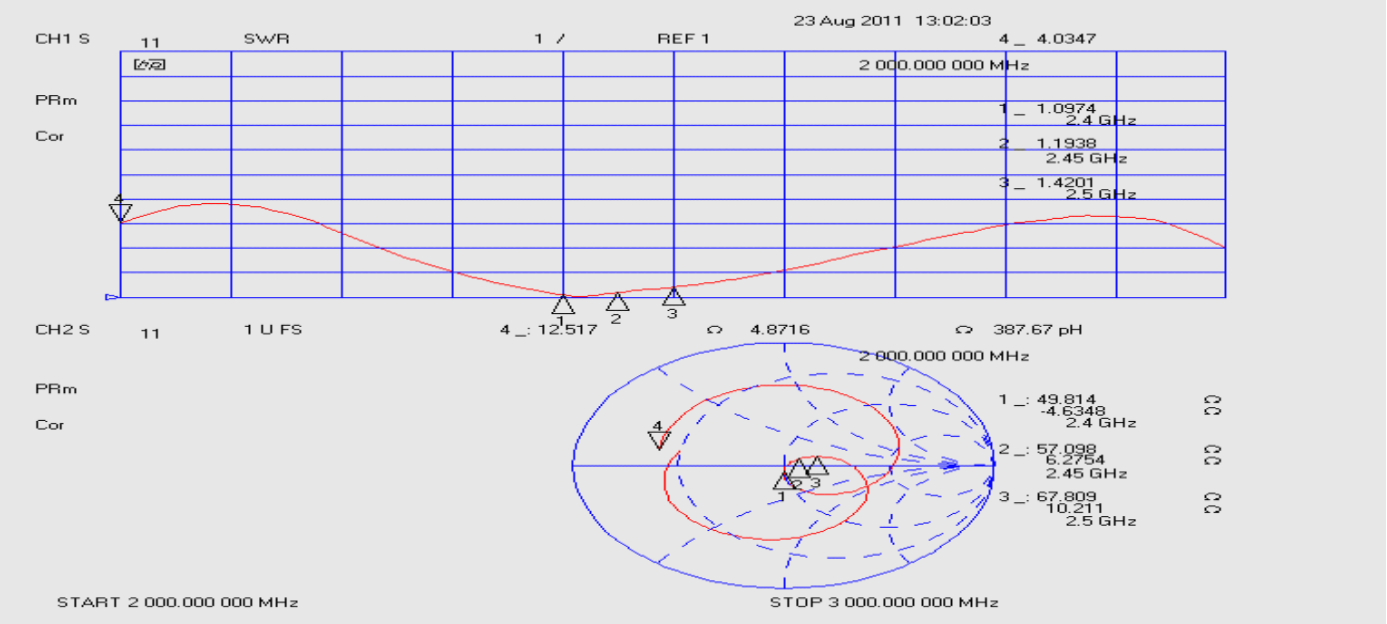

2.4G active data:

2.4G有源数据：

WIFI2.4G b模			
Test	WIFI		
Result	1	6	11
TRP(dBm) 11MBps	12.96	12.58	12.93
Test	WIFI		
TIS(dBm) 11MBps			-74.73

WIFI2.4G g模			
Test	WIFI		
Result	1	6	11
TRP(dBm) 54MBps	11.45	11.05	11.53
Test			
TIS(dBm) 54MBps			62.57

WIFI2.4G N模			
Test	WIFI		
Result	1	6	11
TRP(dBm) MCS0	13.45	13.14	13.96
Test	WIFI		
TIS(dBm) MCS0			-79.99

TEL：+86 0755-28640107 FAX：+86 0755-28694967

Gain Test：



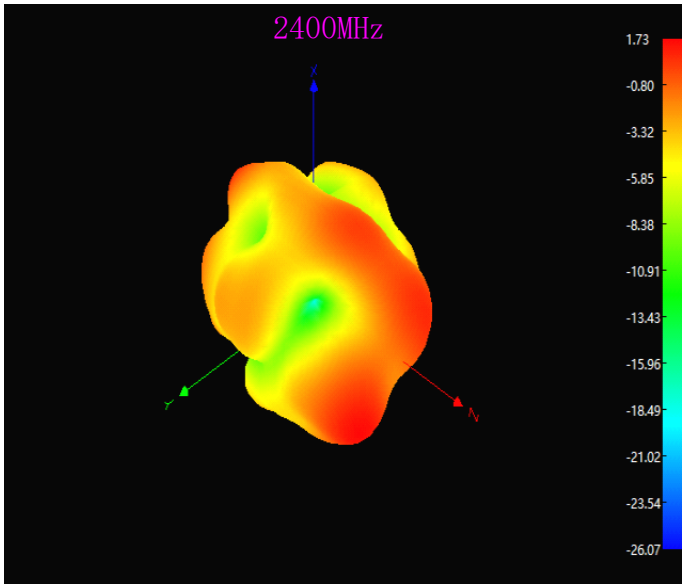

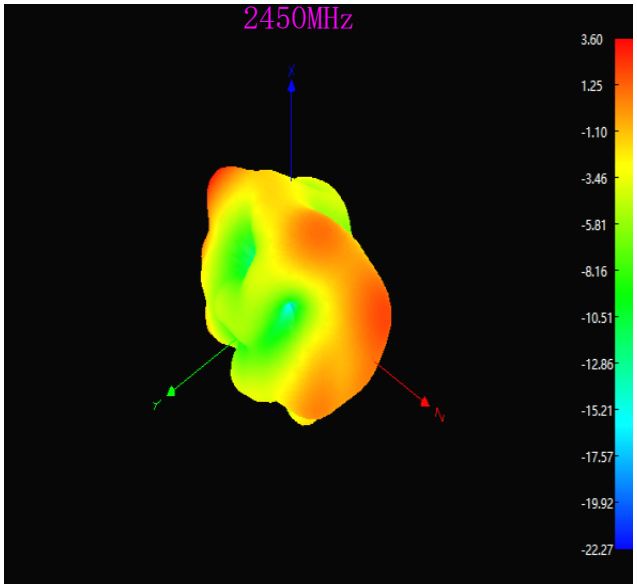

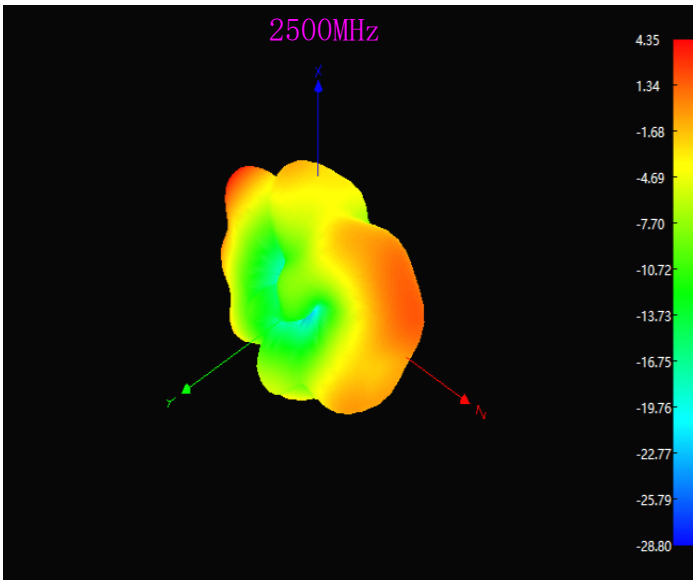

Frequency	Efficiency	Efficiency / %
2400	-4.14	38.55
2410	-4.26	37.5
2420	-3.96	40.18
2430	-3.91	40.64
2440	-3.61	43.55
2450	-3.69	42.76
2460	-3.79	41.78
2470	-3.8	41.69
2480	-3.88	40.93
2490	-3.67	42.95
2500	-3.84	41.3

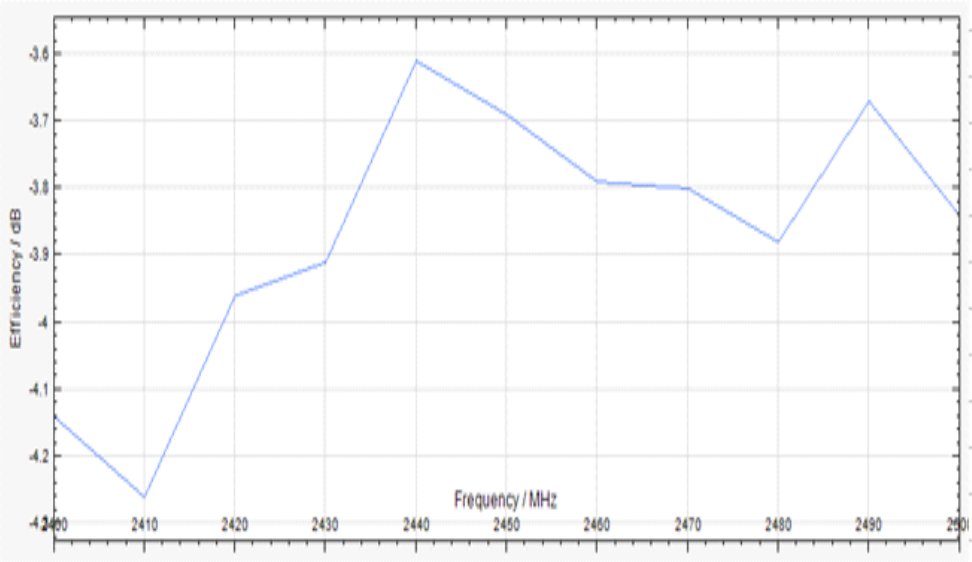

Gain：ANT1/ANT2

Frequency	Gain/ dB
2400	1.73
2410	1.32
2420	2.05
2430	2.51
2440	3.59
2450	3.6
2460	3.73
2470	4.34
2480	4.05
2490	4.47
2500	4.35

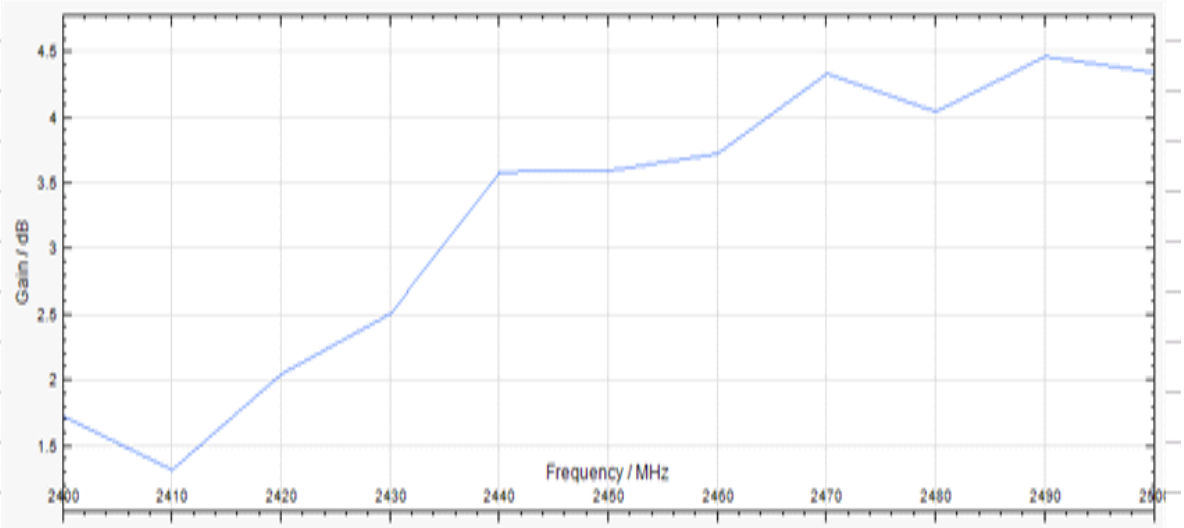

Material Data Sheet

MHF Connector

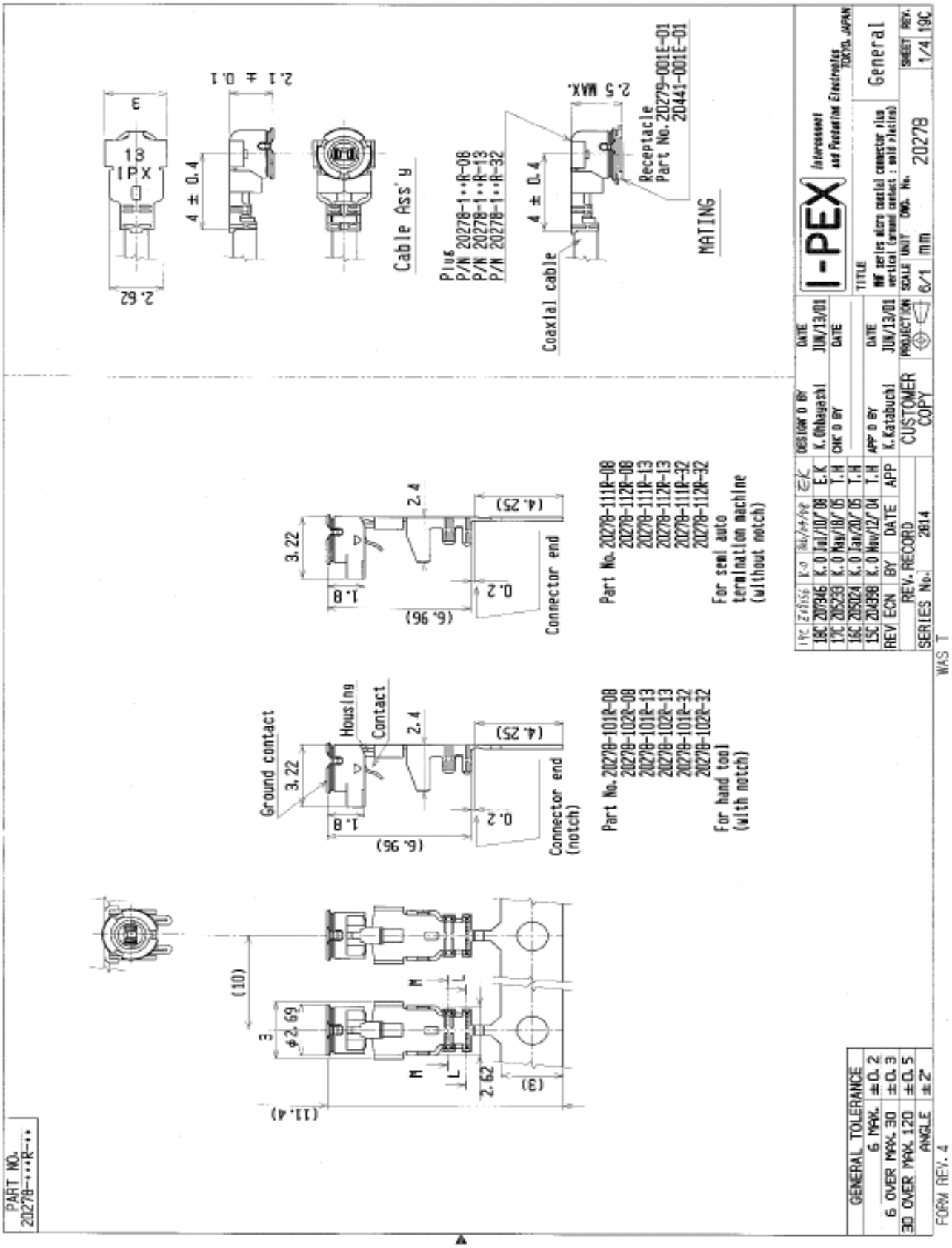

深圳市雨盛通讯电子有限公司
Shenzhen Yu Sheng Communications Electronics co., LTD

TEL：+86 0755-28640107 FAX：+86 0755-28694967

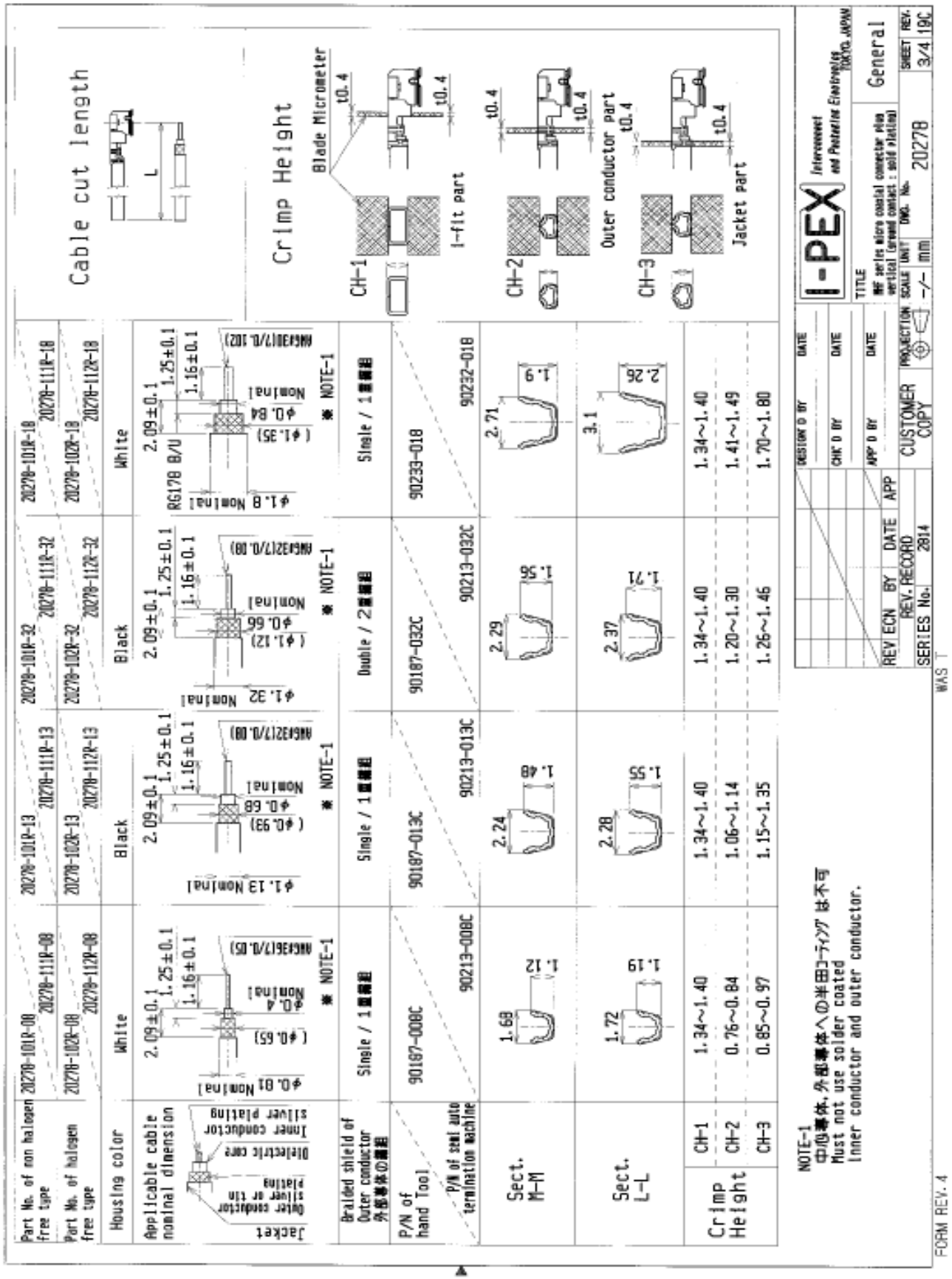

工厂地址：深圳市龙岗区横岗镇坳背一村坳西路 102 号 3-4 楼

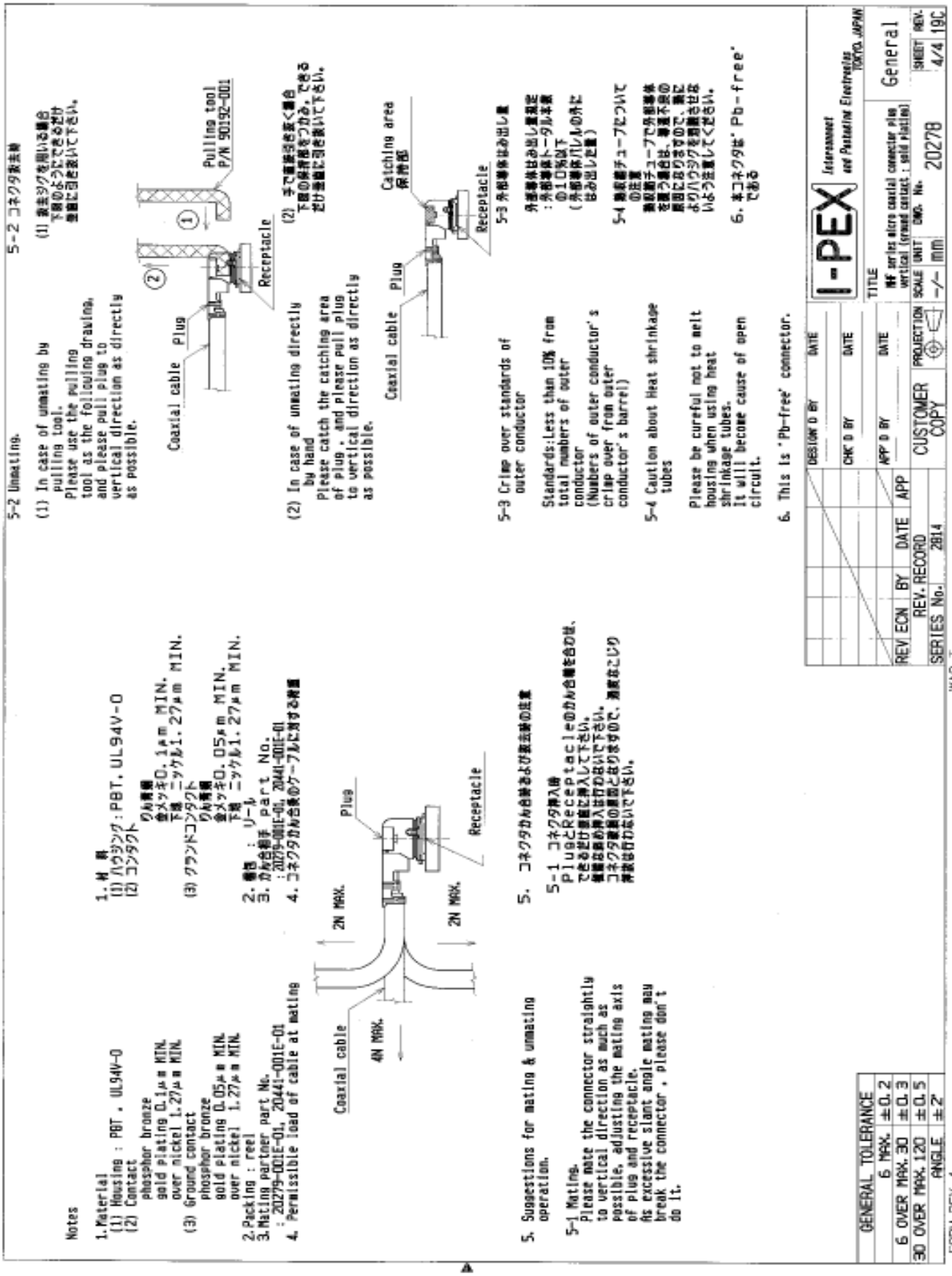
Notes
1. Material
(1) Housing : PBT , UL94V-0
(2) Contact
phosphor bronze
gold plating 0.1μm MIN.
over nickel 1.27μm MIN.
(3) Ground contact
phosphor bronze
gold plating 0.05μm MIN.
over nickel 1.27μm MIN.
2. Packing : reel
3. Mating partner part No.
: 20279-001E-01, 20441-001E-01
4. Permissible load of cable at mating
Coaxial cable
4N MAX.
2N MAX.
2N MAX.
Plug
Receptacle
5. Suggestions for mating & unmating operation.
5-1 Mating.
Please mate the connector straightly to vertical direction as much as possible, adjusting the mating axis of plug and receptacle.
As excessive slant angle mating may break the connector , please don't do it.
5-2 Unmating.
(1) In case of unmating by pulling tool.
Please use the pulling tool as the following drawing, and please pull plug to vertical direction as directly as possible.
Coaxial cable
Plug
Receptacle
Pulling tool
P/N 90192-001
(2) In case of unmating directly by hand
Please catch the catching area of plug , and please pull plug to vertical direction as directly as possible.
Coaxial cable
Plug
Catching area
Receptacle
5-3 Crimp over standards of outer conductor
Standards:Less than 10% from total numbers of outer conductor
(Numbers of outer conductor's crimp over from outer conductor's barrel)
5-4 Caution about Heat shrinkage tubes
Please be careful not to melt housing when using heat shrinkage tubes.
It will become cause of open circuit.
6. This is 'Pb-free' connector.
DESIGN'D BY
CHK'D BY
APP'D BY
DATE
REV. ECN BY DATE APP
REV. RECORD
SERIES No. 2814
CUSTOMER COPY
PROJECTION
SCALE UNIT -/- mm
TITLE
MF series micro coaxial connector plug vertical (ground contact : solid plating)
DWG. No. 20278
I-PEX
Interconnect and Passive Electronics TOKYO, JAPAN
General
SHEET 4/4
REV. 19C
GENERAL TOLERANCE
6 MAX. ±0.2
6 OVER MAX.30 ±0.3
30 OVER MAX.120 ±0.5
ANGLE ±2°
FORM REV. 4
WAS T