



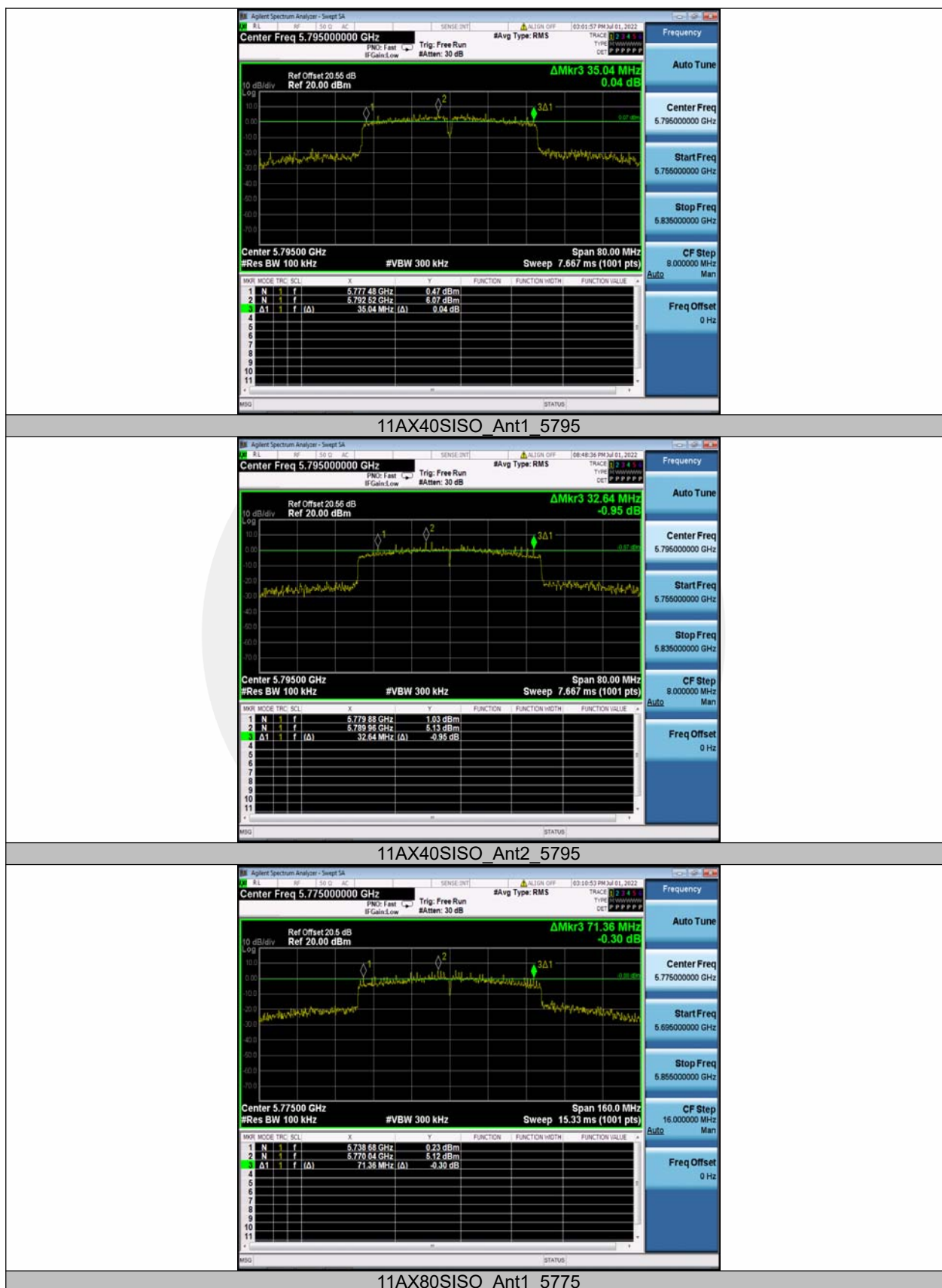
11AX20SISO_Ant2_5825

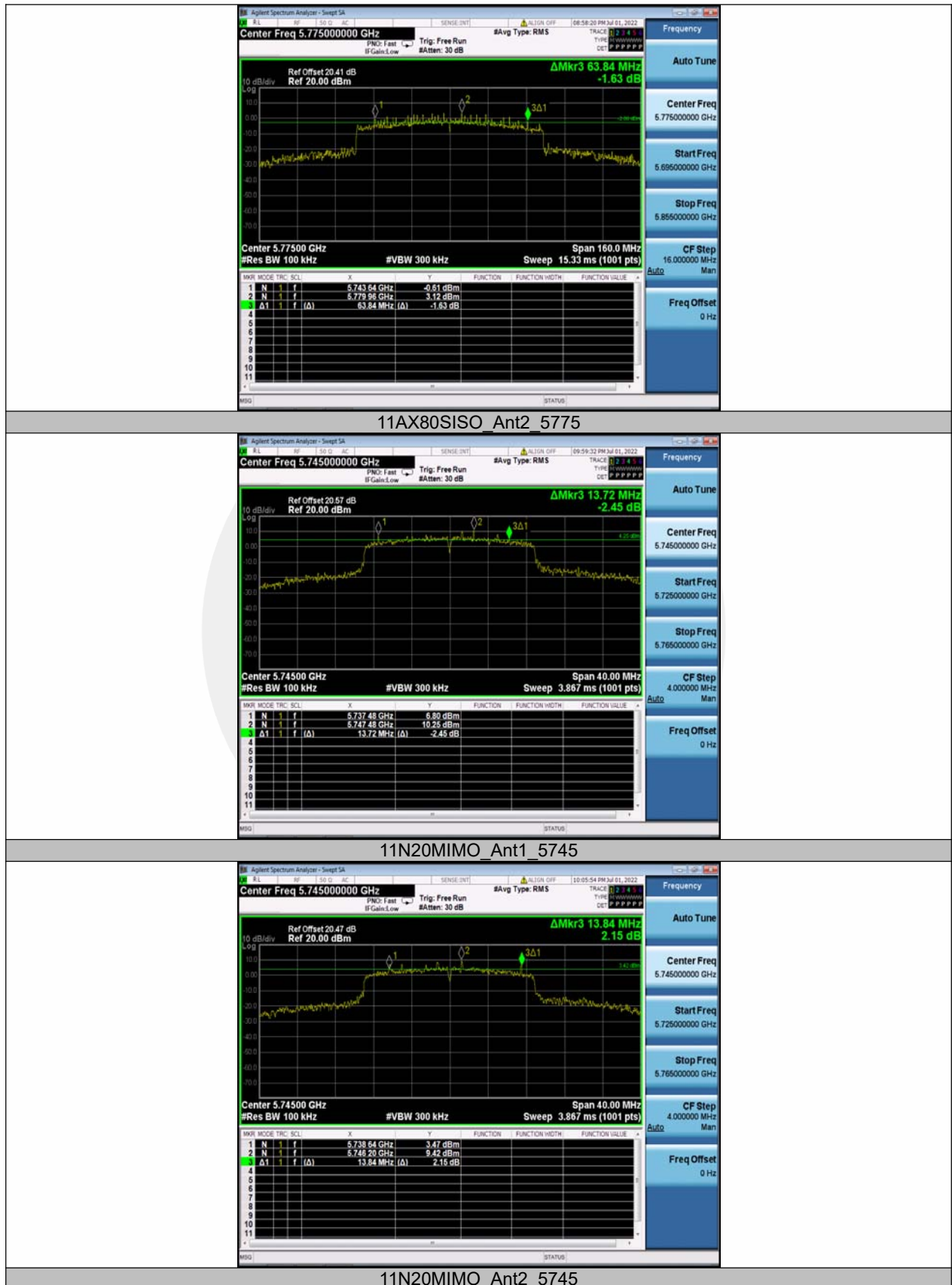


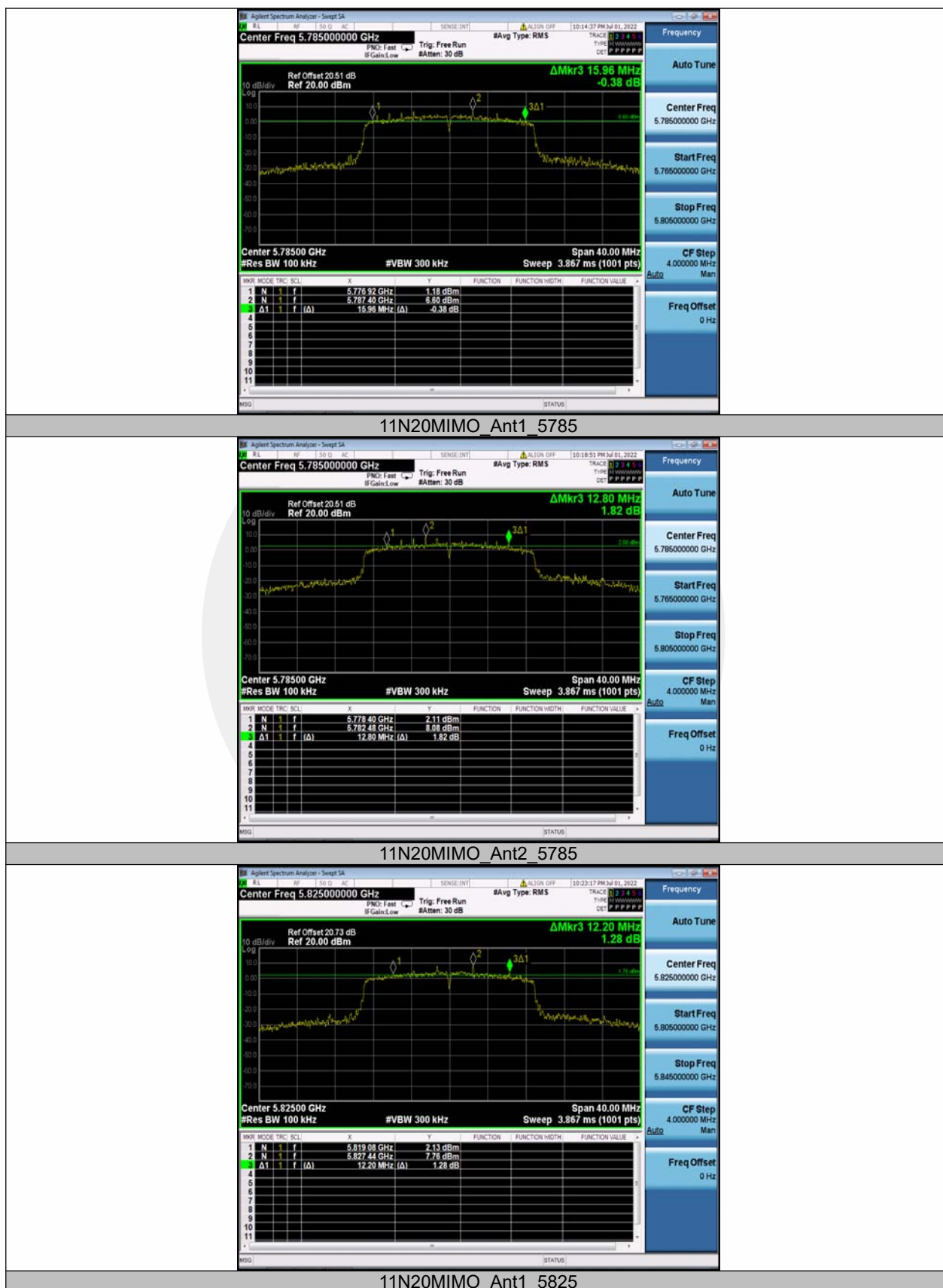
11AX40SISO_Ant1_5755



11AX40SISO_Ant2_5755









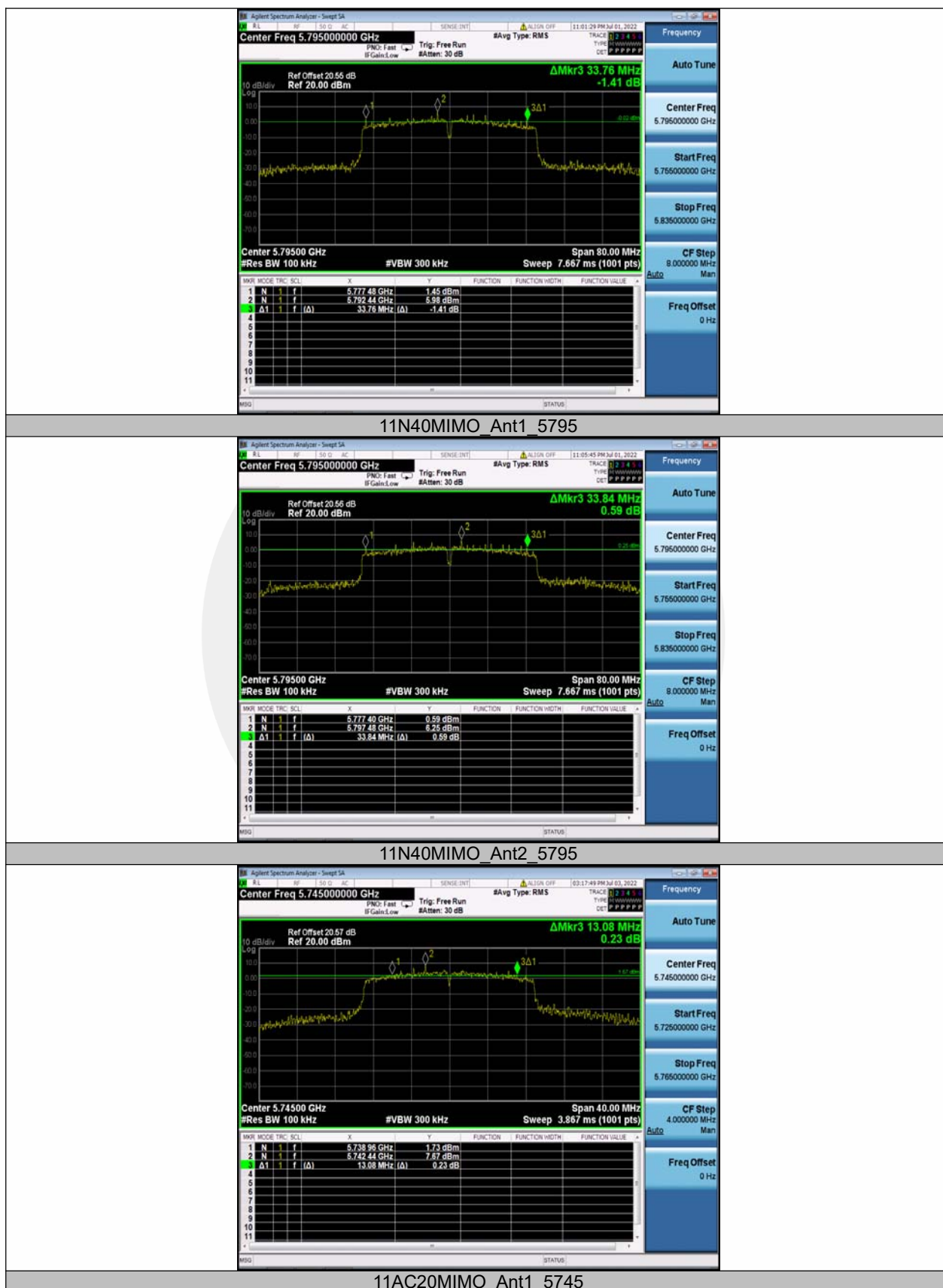
11N20MIMO_Ant2_5825

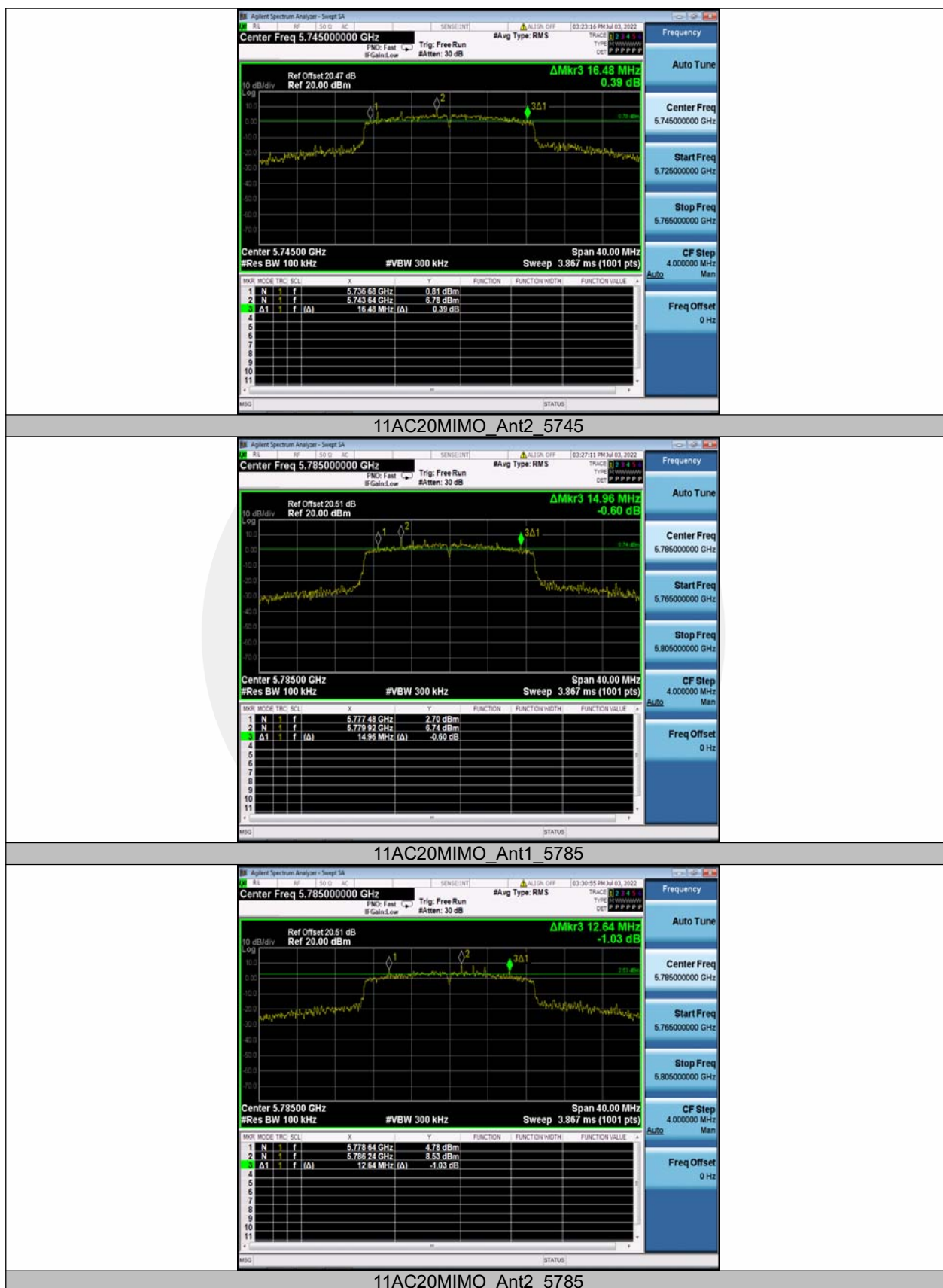


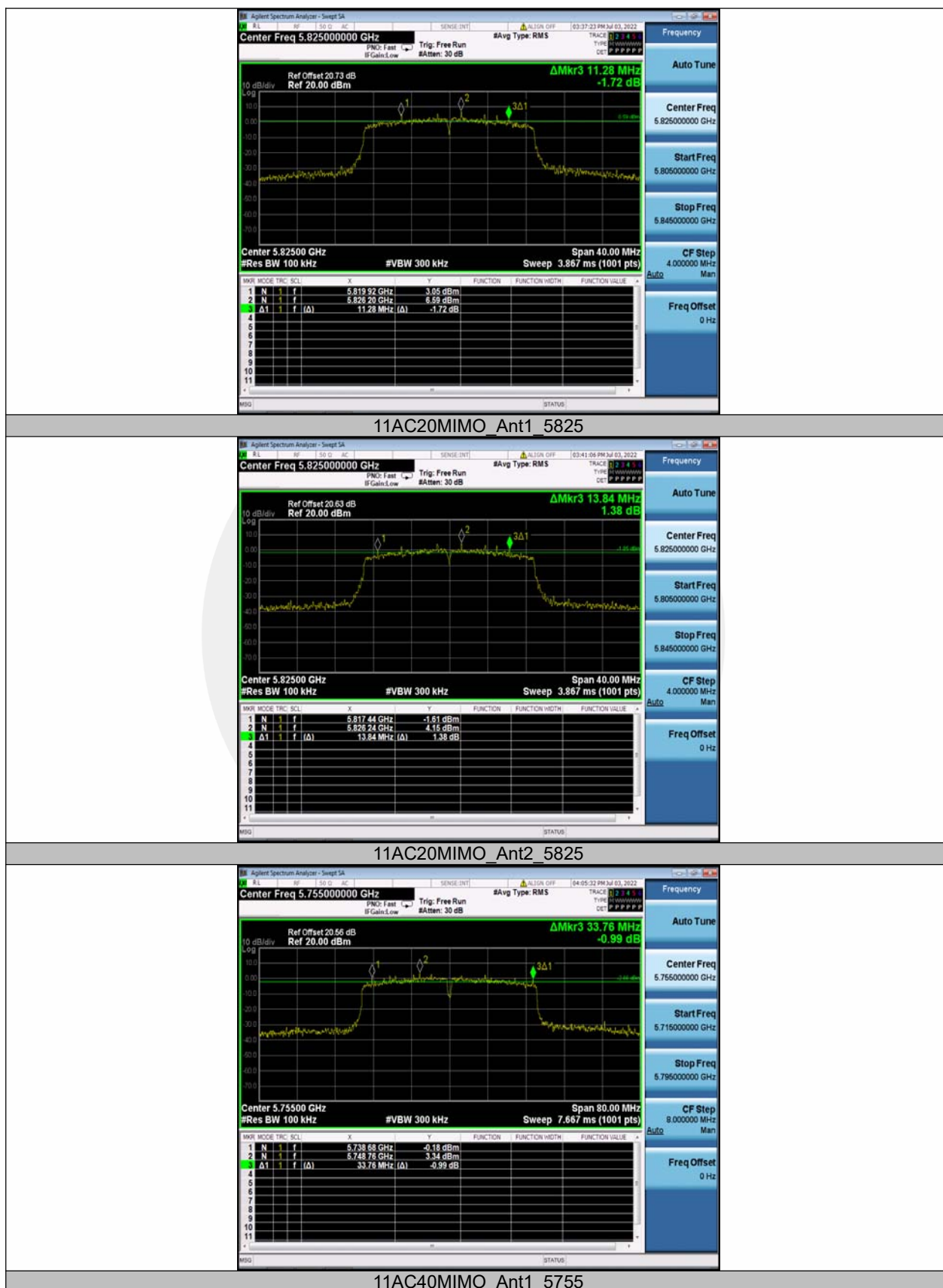
11N40MIMO_Ant1_5755

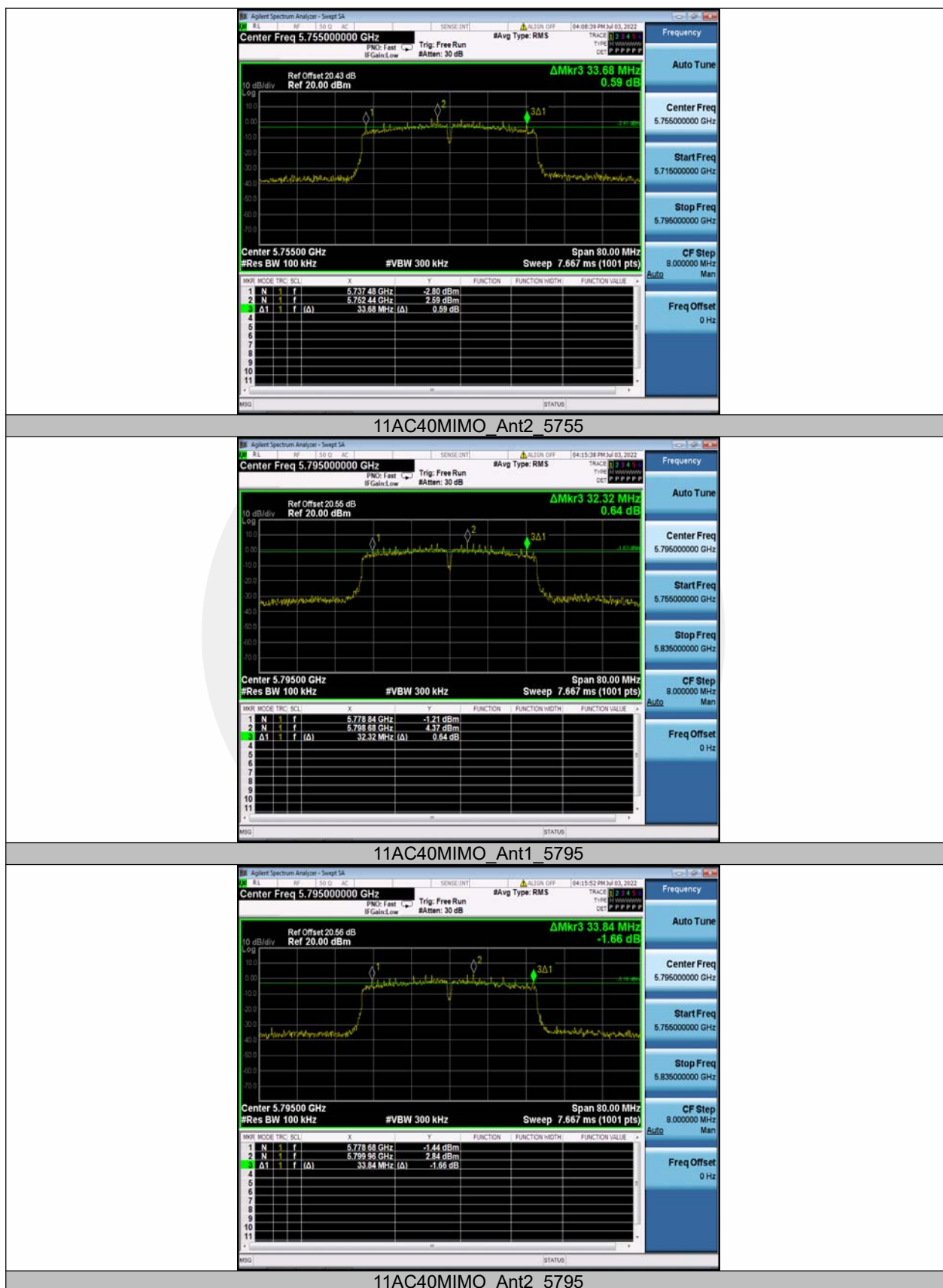


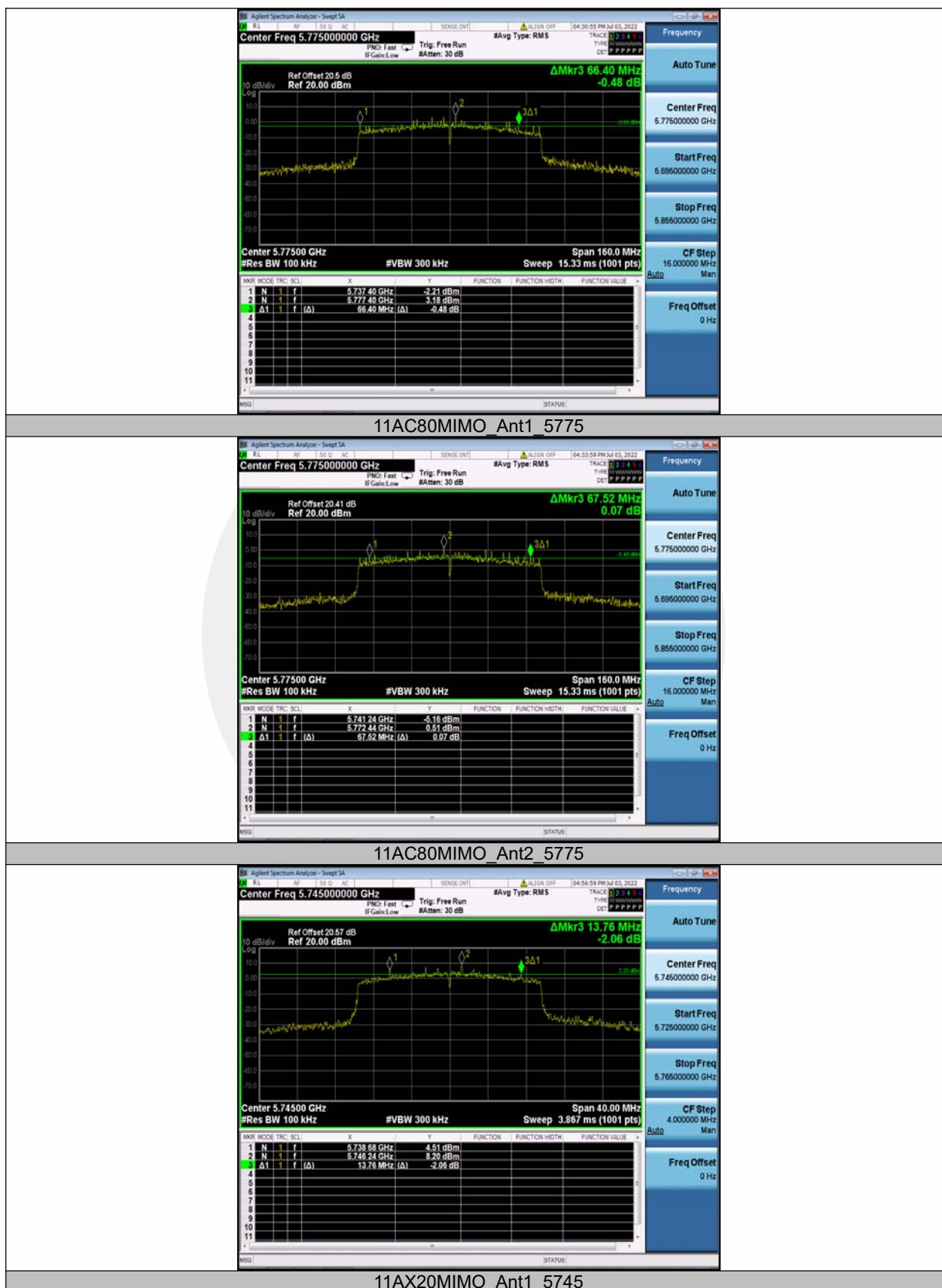
11N40MIMO_Ant2_5755

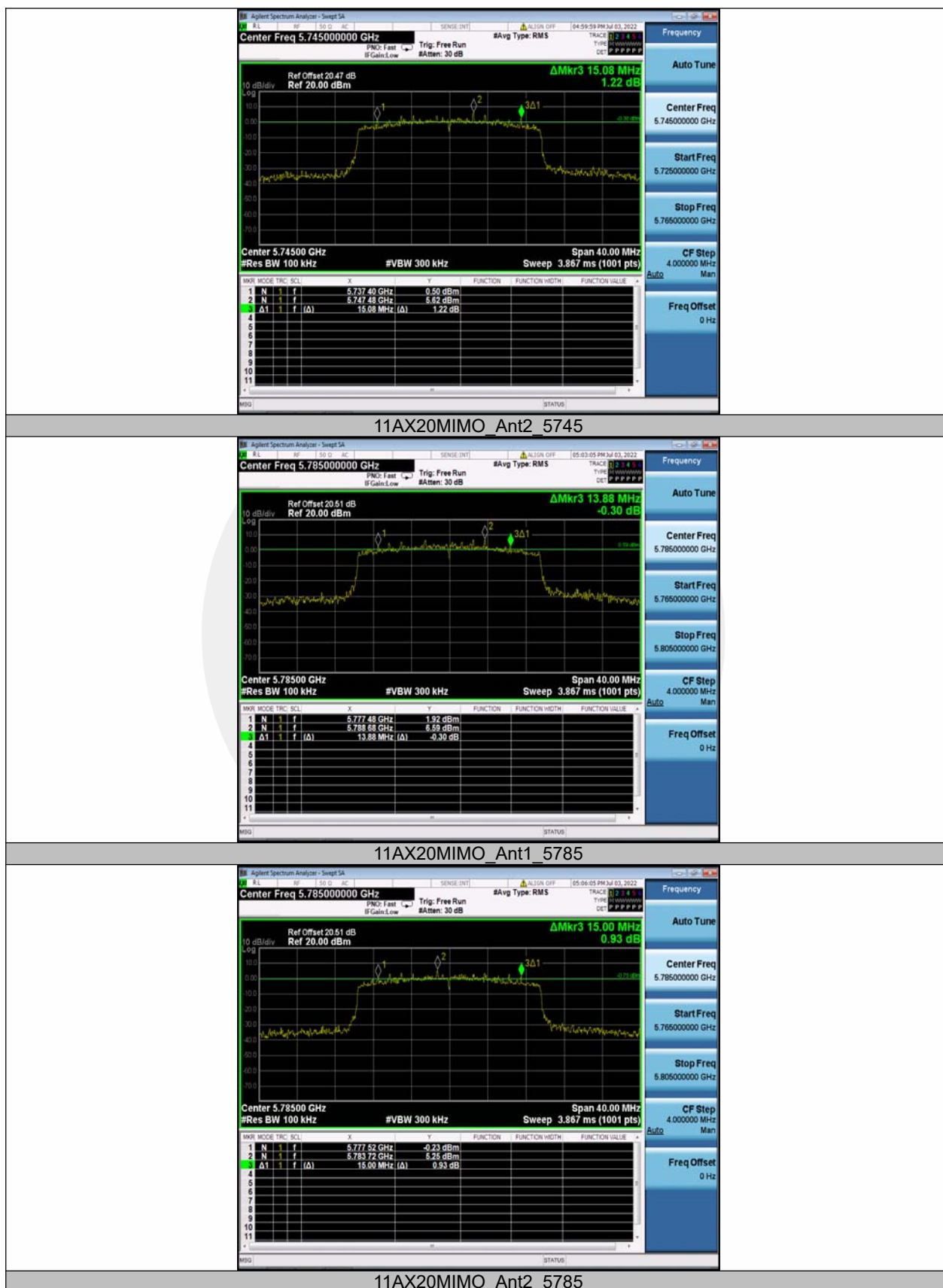


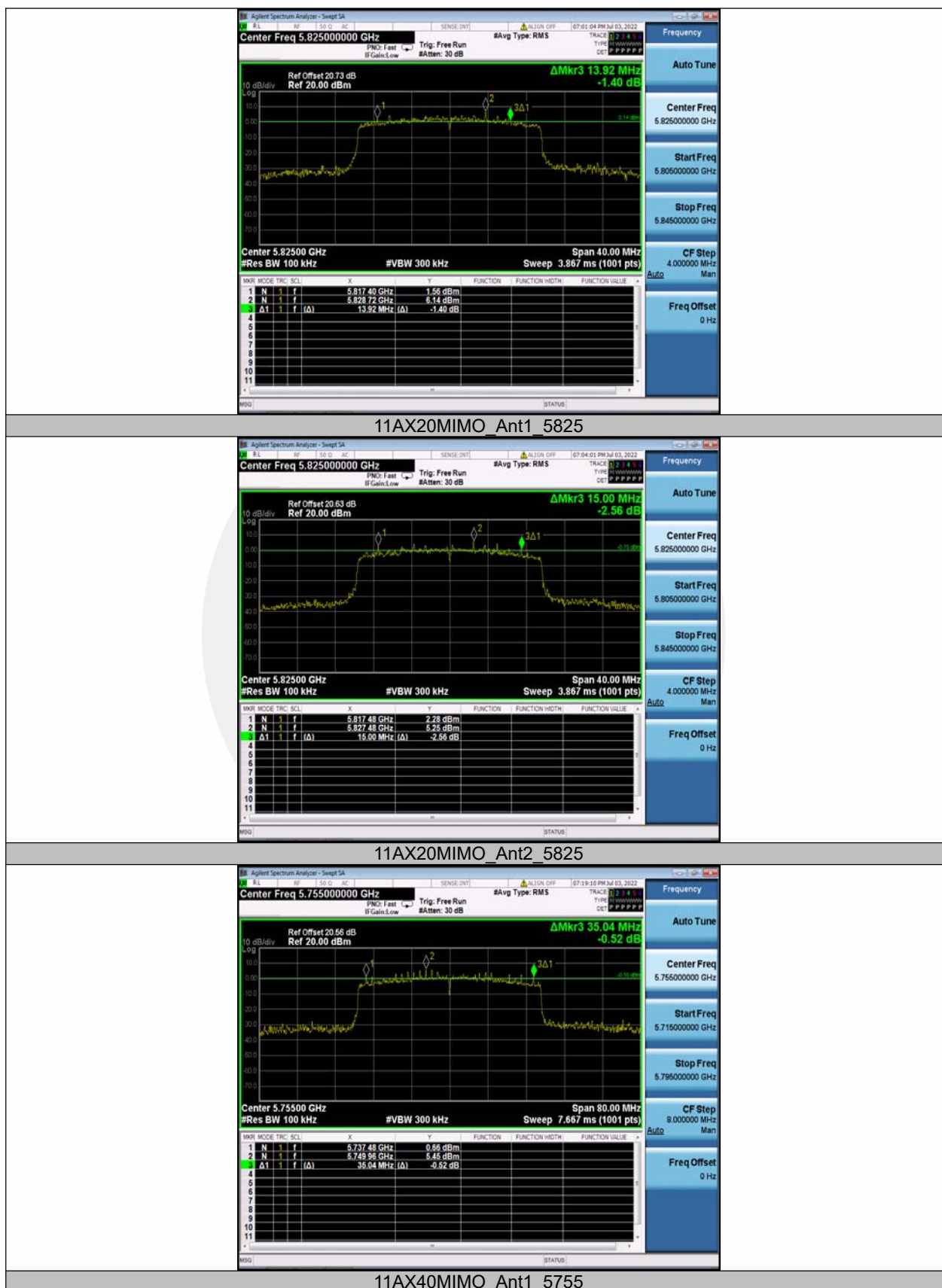


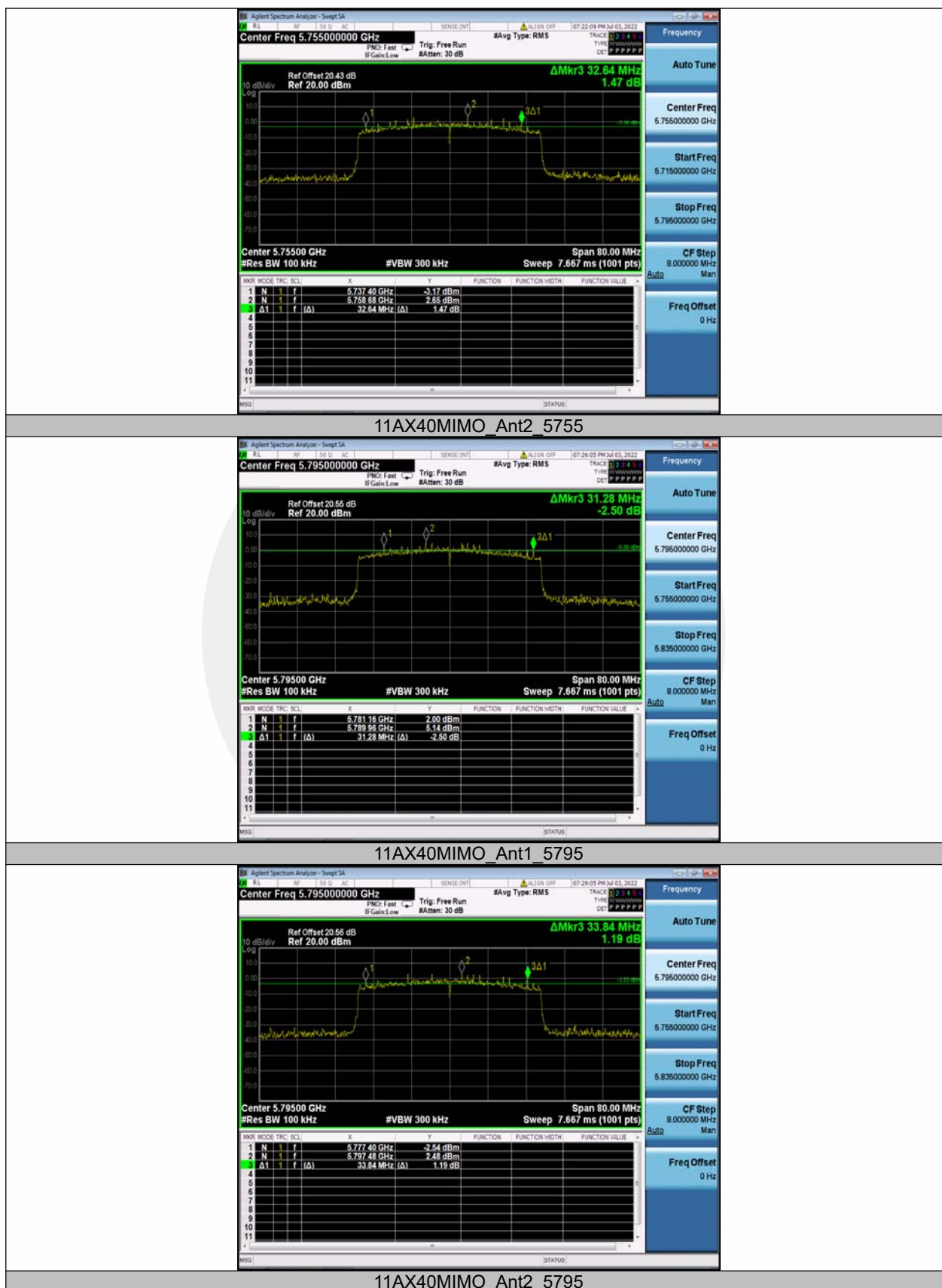














8.2 MAXIMUM CONDUCTED OUTPUT POWER

8.2.1 Applicable Standard

According to FCC Part 15.407(a)(1) for UNII Band I
 According to FCC Part 15.407(a)(2) for UNII Band II-A and UNII Band II-C
 According to FCC Part 15.407(a)(3) for UNII Band III
 According to 789033 D02 Section II(E)

8.2.2 Conformance Limit

■ For the band 5.15-5.25 GHz,

(a) (1) (i) For an outdoor access point operating in the band 5.15-5.25 GHz, the maximum conducted output power over the frequency band of operation shall not exceed 1 W provided the maximum antenna gain does not exceed 6 dBi. In addition, the maximum power spectral density shall not exceed 17 dBm in any 1 megahertz band. If transmitting antennas of directional gain greater than 6 dBi are used, both the maximum conducted output power and the maximum power spectral density shall be reduced by the amount in dB that the directional gain of the antenna exceeds 6 dBi. The maximum e.i.r.p. at any elevation angle above 30 degrees as measured from the horizon must not exceed 125 mW (21 dBm).

(a) (1) (ii) For an indoor access point operating in the band 5.15-5.25 GHz, the maximum conducted output power over the frequency band of operation shall not exceed 1 W provided the maximum antenna gain does not exceed 6 dBi. In addition, the maximum power spectral density shall not exceed 17 dBm in any 1 megahertz band. If transmitting antennas of directional gain greater than 6 dBi are used, both the maximum conducted output power and the maximum power spectral density shall be reduced by the amount in dB that the directional gain of the antenna exceeds 6 dBi.

(a) (1) (iii) For fixed point-to-point access points operating in the band 5.15-5.25 GHz, the maximum conducted output power over the frequency band of operation shall not exceed 1 W. In addition, the maximum power spectral density shall not exceed 17 dBm in any 1 megahertz band. Fixed point-to-point U-NII devices may employ antennas with directional gain up to 23 dBi without any corresponding reduction in the maximum conducted output power or maximum power spectral density. For fixed point-to-point transmitters that employ a directional antenna gain greater than 23 dBi, a 1 dB reduction in maximum conducted output power and maximum power spectral density is required for each 1 dB of antenna gain in excess of 23 dBi. Fixed, point-to-point operations exclude the use of point-to-multipoint systems, omnidirectional applications, and multiple collocated transmitters transmitting the same information. The operator of the U-NII device, or if the equipment is professionally installed, the installer, is responsible for ensuring that systems employing high gain directional antennas are used exclusively for fixed, point-to-point operations.

(a) (1) (iv) For client devices in the 5.15-5.25 GHz band, the maximum conducted output power over the frequency band of operation shall not exceed 250 mW provided the maximum antenna gain does not exceed 6 dBi. In addition, the maximum power spectral density shall not exceed 11 dBm in any 1 megahertz band. If transmitting antennas of directional gain greater than 6 dBi are used, both the maximum conducted output power and the maximum power spectral density shall be reduced by the amount in dB that the directional gain of the antenna exceeds 6 dBi.

■ For the 5.25-5.35 GHz and 5.47-5.725 GHz bands

(a) (2) The maximum conducted output power over the frequency bands of operation shall not exceed the lesser of 250 mW or $11 \text{ dBm} + 10 \log B$, where B is the 26 dB emission bandwidth in megahertz. In addition, the maximum power spectral density shall not exceed 11 dBm in any 1 megahertz band. If transmitting antennas of directional gain greater than 6 dBi are used, both the maximum conducted output power and the maximum power spectral density shall be reduced by the amount in dB that the directional gain of the antenna exceeds 6 dBi.

■ For the band 5.725-5.85 GHz

(a) (3) for the band 5.725-5.85 GHz, the maximum conducted output power over the frequency band of operation shall not exceed 1 W. In addition, the maximum power spectral density shall not exceed 30

dBm in any 500-kHz band. If transmitting antennas of directional gain greater than 6 dBi are used, both the maximum conducted output power and the maximum power spectral density shall be reduced by the amount in dB that the directional gain of the antenna exceeds 6 dBi. However, fixed point-to-point U-NII devices operating in this band may employ transmitting antennas with directional gain greater than 6 dBi without any corresponding reduction in transmitter conducted power. Fixed, point-to-point operations exclude the use of point-to-multipoint systems, omnidirectional applications, and multiple collocated transmitters transmitting the same information. The operator of the U-NII device, or if the equipment is professionally installed, the installer, is responsible for ensuring that systems employing high gain directional antennas are used exclusively for fixed, point-to-point operations

8.2.3 Test Configuration

Test according to clause 6.1 radio frequency test setup

8.2.4 Test Procedure

The maximum average conducted output power can be measured using Method PM-G (Measurement using a gated RF average power meter):

Measurements may be performed using a wideband gated RF power meter provided that the gate parameters are adjusted such that the power is measured only when the EUT is transmitting at its maximum power control level. Since the measurement is made only during the ON time of the transmitter, no duty cycle correction factor is required.

- a. The Transmitter output (antenna port) was connected to the power meter.
- b. Turn on the EUT and power meter and then record the power value.
- c. Repeat above procedures on all channels needed to be tested.

8.2.5 Test Results

Test Mode	Antenna	Frequency[MHz]	Set Power	Channel Power [dBm]	Duty Cycle [%]	DC Factor [dBm]	Result [dBm]	Limit [dBm]	Verdict
11A	Ant1	5180	---	11.85	35.40	4.51	16.36	≤23.98	PASS
	Ant2	5180	---	9.99	35.14	4.54	14.53	≤23.98	PASS
	Ant1	5220	---	11.65	35.14	4.54	16.19	≤23.98	PASS
	Ant2	5220	---	11.47	35.23	4.53	16.00	≤23.98	PASS
	Ant1	5240	---	11.29	35.14	4.54	15.83	≤23.98	PASS
	Ant2	5240	---	11.01	35.14	4.54	15.55	≤23.98	PASS
	Ant1	5745	---	17.47	35.49	4.50	21.97	≤30.00	PASS
	Ant2	5745	---	18.10	35.49	4.50	22.60	≤30.00	PASS
	Ant1	5785	---	17.00	34.97	4.56	21.56	≤30.00	PASS
	Ant2	5785	---	16.68	35.40	4.51	21.19	≤30.00	PASS
	Ant1	5825	---	17.08	35.23	4.53	21.61	≤30.00	PASS
	Ant2	5825	---	16.93	35.23	4.53	21.46	≤30.00	PASS
11N20SISO	Ant1	5180	---	11.73	31.23	5.05	16.78	≤23.98	PASS
	Ant2	5180	---	11.09	31.42	5.03	16.12	≤23.98	PASS
	Ant1	5220	---	11.27	31.32	5.04	16.31	≤23.98	PASS
	Ant2	5220	---	10.90	31.69	4.99	15.89	≤23.98	PASS
	Ant1	5240	---	10.65	31.32	5.04	15.69	≤23.98	PASS
	Ant2	5240	---	10.70	31.42	5.03	15.73	≤23.98	PASS
	Ant1	5745	---	17.02	31.51	5.02	22.04	≤30.00	PASS
	Ant2	5745	---	16.62	31.42	5.03	21.65	≤30.00	PASS
	Ant1	5785	---	16.74	31.51	5.02	21.76	≤30.00	PASS
	Ant2	5785	---	16.35	31.51	5.02	21.37	≤30.00	PASS
	Ant1	5825	---	15.94	31.32	5.04	20.98	≤30.00	PASS
	Ant2	5825	---	16.94	31.51	5.02	21.96	≤30.00	PASS
11N40SISO	Ant1	5190	---	9.79	18.51	7.33	17.12	≤23.98	PASS
	Ant2	5190	---	9.65	18.83	7.25	16.90	≤23.98	PASS
	Ant1	5230	---	8.91	18.24	7.39	16.30	≤23.98	PASS
	Ant2	5230	---	9.23	18.51	7.33	16.56	≤23.98	PASS
	Ant1	5755	---	15.54	18.57	7.31	22.85	≤30.00	PASS
	Ant2	5755	---	15.40	18.24	7.39	22.79	≤30.00	PASS
	Ant1	5795	---	14.92	18.57	7.31	22.23	≤30.00	PASS
	Ant2	5795	---	14.55	18.83	7.25	21.80	≤30.00	PASS
11AC20SISO	Ant1	5180	---	12.55	35.23	4.53	17.08	≤23.98	PASS
	Ant2	5180	---	10.75	31.61	5.00	15.75	≤23.98	PASS
	Ant1	5220	---	12.48	35.14	4.54	17.02	≤23.98	PASS
	Ant2	5220	---	10.99	31.69	4.99	15.98	≤23.98	PASS
	Ant1	5240	---	12.14	35.14	4.54	16.68	≤23.98	PASS
	Ant2	5240	---	10.78	31.69	4.99	15.77	≤23.98	PASS
	Ant1	5745	---	17.80	35.23	4.53	22.33	≤30.00	PASS
	Ant2	5745	---	17.04	31.69	4.99	22.03	≤30.00	PASS
	Ant1	5785	---	16.04	35.23	4.53	20.57	≤30.00	PASS
	Ant2	5785	---	16.65	31.69	4.99	21.64	≤30.00	PASS
11AC40SISO	Ant1	5825	---	16.82	35.23	4.53	21.35	≤30.00	PASS
	Ant2	5825	---	16.56	31.78	4.98	21.54	≤30.00	PASS
	Ant1	5190	---	9.00	18.51	7.33	16.33	≤23.98	PASS
	Ant2	5190	---	8.59	18.51	7.33	15.92	≤23.98	PASS
	Ant1	5230	---	8.79	18.51	7.33	16.12	≤23.98	PASS
	Ant2	5230	---	9.26	18.51	7.33	16.59	≤23.98	PASS
	Ant1	5755	---	15.97	18.51	7.33	23.30	≤30.00	PASS
	Ant2	5755	---	14.79	18.83	7.25	22.04	≤30.00	PASS
11AC80SISO	Ant1	5795	---	14.30	18.51	7.33	21.63	≤30.00	PASS
	Ant2	5795	---	14.72	18.51	7.33	22.05	≤30.00	PASS
	Ant1	5210	---	7.35	10.39	9.83	17.18	≤23.98	PASS
	Ant2	5210	---	6.68	10.39	9.83	16.51	≤23.98	PASS
11AC80SISO	Ant1	5775	---	12.24	10.04	9.98	22.22	≤30.00	PASS
	Ant2	5775	---	8.54	10.39	9.83	18.37	≤30.00	PASS

11AX20SI SO	Ant1	5180	---	12.15	28.08	5.52	17.67	≤23.98	PASS
	Ant2	5180	---	12.04	28.29	5.48	17.52	≤23.98	PASS
	Ant1	5220	---	12.25	28.08	5.52	17.77	≤23.98	PASS
	Ant2	5220	---	11.39	28.37	5.47	16.86	≤23.98	PASS
	Ant1	5240	---	12.30	28.37	5.47	17.77	≤23.98	PASS
	Ant2	5240	---	12.13	28.29	5.48	17.61	≤23.98	PASS
	Ant1	5745	---	16.15	28.37	5.47	21.62	≤30.00	PASS
	Ant2	5745	---	16.63	28.29	5.48	22.11	≤30.00	PASS
	Ant1	5785	---	14.36	28.08	5.52	19.88	≤30.00	PASS
	Ant2	5785	---	15.95	28.08	5.52	21.47	≤30.00	PASS
	Ant1	5825	---	16.13	28.37	5.47	21.60	≤30.00	PASS
11AX40SI SO	Ant2	5825	---	12.05	28.37	5.47	17.52	≤30.00	PASS
	Ant1	5190	---	9.79	18.24	7.39	17.18	≤23.98	PASS
	Ant2	5190	---	10.50	18.51	7.33	17.83	≤23.98	PASS
	Ant1	5230	---	9.31	18.24	7.39	16.70	≤23.98	PASS
	Ant2	5230	---	10.40	18.51	7.33	17.73	≤23.98	PASS
	Ant1	5755	---	14.16	18.57	7.31	21.47	≤30.00	PASS
	Ant2	5755	---	14.81	18.57	7.31	22.12	≤30.00	PASS
11AX80SI SO	Ant1	5795	---	15.00	18.24	7.39	22.39	≤30.00	PASS
	Ant2	5795	---	13.86	18.83	7.25	21.11	≤30.00	PASS
	Ant1	5210	---	6.39	10.07	9.97	16.36	≤23.98	PASS
	Ant2	5210	---	7.97	10.07	9.97	17.94	≤23.98	PASS
11N20MIM O	Ant1	5775	---	11.45	10.04	9.98	21.43	≤30.00	PASS
	Ant2	5775	---	11.68	10.07	9.97	21.65	≤30.00	PASS
	Ant1	5180	---	10.67	31.23	5.05	15.72	≤21.98	PASS
	Ant2	5180	---	10.02	31.51	5.02	15.04	≤21.98	PASS
	total	5180	---	---	---	---	18.40	≤21.98	PASS
	Ant1	5220	---	10.30	31.51	5.02	15.32	≤21.98	PASS
	Ant2	5220	---	9.67	31.23	5.05	14.72	≤21.98	PASS
	total	5220	---	---	---	---	18.04	≤21.98	PASS
	Ant1	5240	---	10.15	31.51	5.02	15.17	≤21.98	PASS
	Ant2	5240	---	9.80	31.51	5.02	14.82	≤21.98	PASS
	total	5240	---	---	---	---	18.01	≤21.98	PASS
	Ant1	5745	---	14.93	31.23	5.05	19.98	≤28.00	PASS
	Ant2	5745	---	12.30	31.51	5.02	17.32	≤28.00	PASS
	total	5745	---	---	---	---	21.86	≤28.00	PASS
	Ant1	5785	---	14.33	31.51	5.02	19.35	≤28.00	PASS
	Ant2	5785	---	12.37	31.51	5.02	17.39	≤28.00	PASS
	total	5785	---	---	---	---	21.49	≤28.00	PASS
	Ant1	5825	---	13.95	31.23	5.05	19.00	≤28.00	PASS
	Ant2	5825	---	11.74	31.32	5.04	16.78	≤28.00	PASS
	total	5825	---	---	---	---	21.04	≤28.00	PASS
11N40MIM O	Ant1	5190	---	10.31	18.57	7.31	17.62	≤21.98	PASS
	Ant2	5190	---	9.63	18.51	7.33	16.96	≤21.98	PASS
	total	5190	---	---	---	---	20.31	≤21.98	PASS
	Ant1	5230	---	10.79	18.57	7.31	18.10	≤21.98	PASS
	Ant2	5230	---	10.20	18.51	7.33	17.53	≤21.98	PASS
	total	5230	---	---	---	---	20.83	≤21.98	PASS
	Ant1	5755	---	13.12	18.51	7.33	20.45	≤28.00	PASS
	Ant2	5755	---	10.53	18.51	7.33	17.86	≤28.00	PASS
	total	5755	---	---	---	---	22.36	≤28.00	PASS
	Ant1	5795	---	11.63	18.24	7.39	19.02	≤28.00	PASS
	Ant2	5795	---	10.90	18.57	7.31	18.21	≤28.00	PASS
11AC20MI MO	total	5795	---	---	---	---	21.64	≤28.00	PASS
	Ant1	5180	---	10.90	31.51	5.02	15.92	≤21.98	PASS
	Ant2	5180	---	9.92	31.69	4.99	14.91	≤21.98	PASS
	total	5180	---	---	---	---	18.45	≤21.98	PASS
	Ant1	5220	---	10.05	31.51	5.02	15.07	≤21.98	PASS
	Ant2	5220	---	9.69	31.51	5.02	14.71	≤21.98	PASS
	total	5220	---	---	---	---	17.90	≤21.98	PASS
	Ant1	5240	---	10.22	31.42	5.03	15.25	≤21.98	PASS

	Ant2	5240	---	9.37	31.69	4.99	14.36	≤21.98	PASS
	total	5240	---	---	---	---	17.84	≤21.98	PASS
	Ant1	5745	---	15.00	31.42	5.03	20.03	≤28.00	PASS
	Ant2	5745	---	13.04	31.69	4.99	18.03	≤28.00	PASS
	total	5745	---	---	---	---	22.15	≤28.00	PASS
	Ant1	5785	---	14.52	31.51	5.02	19.54	≤28.00	PASS
	Ant2	5785	---	12.54	31.51	5.02	17.56	≤28.00	PASS
	total	5785	---	---	---	---	21.67	≤28.00	PASS
	Ant1	5825	---	14.35	31.51	5.02	19.37	≤28.00	PASS
	Ant2	5825	---	12.57	31.69	4.99	17.56	≤28.00	PASS
11AC40MI MO	total	5825	---	---	---	---	21.57	≤28.00	PASS
	Ant1	5190	---	10.76	18.83	7.25	18.01	≤21.98	PASS
	Ant2	5190	---	10.24	18.51	7.33	17.57	≤21.98	PASS
	total	5190	---	---	---	---	20.81	≤21.98	PASS
	Ant1	5230	---	10.29	18.83	7.25	17.54	≤21.98	PASS
	Ant2	5230	---	9.97	18.51	7.33	17.30	≤21.98	PASS
	total	5230	---	---	---	---	20.43	≤21.98	PASS
	Ant1	5755	---	12.74	18.83	7.25	19.99	≤28.00	PASS
	Ant2	5755	---	10.85	18.83	7.25	18.10	≤28.00	PASS
	total	5755	---	---	---	---	22.16	≤28.00	PASS
11AC80MI MO	Ant1	5795	---	13.36	18.83	7.25	20.61	≤28.00	PASS
	Ant2	5795	---	10.66	18.51	7.33	17.99	≤28.00	PASS
	total	5795	---	---	---	---	22.50	≤28.00	PASS
	Ant1	5210	---	7.31	10.07	9.97	17.28	≤21.98	PASS
	Ant2	5210	---	9.14	10.71	9.70	18.84	≤21.98	PASS
	total	5210	---	---	---	---	21.14	≤21.98	PASS
	Ant1	5775	---	9.07	10.39	9.83	18.90	≤28.00	PASS
	Ant2	5775	---	8.05	10.39	9.83	17.88	≤28.00	PASS
	total	5775	---	---	---	---	21.43	≤28.00	PASS
	Ant1	5180	---	9.86	28.29	5.48	15.34	≤21.98	PASS
11AX20MI MO	Ant2	5180	---	9.22	28.08	5.52	14.74	≤21.98	PASS
	total	5180	---	---	---	---	18.06	≤21.98	PASS
	Ant1	5220	---	8.54	28.37	5.47	14.01	≤21.98	PASS
	Ant2	5220	---	8.69	28.08	5.52	14.21	≤21.98	PASS
	total	5220	---	---	---	---	17.12	≤21.98	PASS
	Ant1	5240	---	8.90	28.37	5.47	14.37	≤21.98	PASS
	Ant2	5240	---	8.78	28.37	5.47	14.25	≤21.98	PASS
	total	5240	---	---	---	---	17.32	≤21.98	PASS
	Ant1	5745	---	14.16	28.08	5.52	19.68	≤28.00	PASS
	Ant2	5745	---	12.66	28.37	5.47	18.13	≤28.00	PASS
11AX40MI MO	total	5745	---	---	---	---	21.98	≤28.00	PASS
	Ant1	5785	---	14.24	28.37	5.47	19.71	≤28.00	PASS
	Ant2	5785	---	12.15	28.57	5.44	17.59	≤28.00	PASS
	total	5785	---	---	---	---	21.79	≤28.00	PASS
	Ant1	5825	---	13.65	28.29	5.48	19.13	≤28.00	PASS
	Ant2	5825	---	12.10	28.29	5.48	17.58	≤28.00	PASS
	total	5825	---	---	---	---	21.43	≤28.00	PASS
	Ant1	5190	---	10.39	18.57	7.31	17.70	≤21.98	PASS
	Ant2	5190	---	10.58	18.57	7.31	17.89	≤21.98	PASS
	total	5190	---	---	---	---	20.81	≤21.98	PASS
11AX80MI MO	Ant1	5230	---	10.64	18.57	7.31	17.95	≤21.98	PASS
	Ant2	5230	---	9.60	18.83	7.25	16.85	≤21.98	PASS
	total	5230	---	---	---	---	20.45	≤21.98	PASS
	Ant1	5755	---	13.52	18.57	7.31	20.83	≤28.00	PASS
	Ant2	5755	---	10.67	18.51	7.33	18.00	≤28.00	PASS
	total	5755	---	---	---	---	22.65	≤28.00	PASS
	Ant1	5795	---	12.69	18.51	7.33	20.02	≤28.00	PASS
	Ant2	5795	---	10.41	18.24	7.39	17.80	≤28.00	PASS
	total	5795	---	---	---	---	22.06	≤28.00	PASS
	Ant1	5210	---	9.22	10.07	9.97	19.19	≤21.98	PASS
11AX80MI MO	Ant2	5210	---	6.59	10.04	9.98	16.57	≤21.98	PASS

	total	5210	---	---	---	---	21.08	≤21.98	PASS
	Ant1	5775	---	10.28	10.07	9.97	20.25	≤28.00	PASS
	Ant2	5775	---	8.47	10.04	9.98	18.45	≤28.00	PASS
	total	5775	---	---	---	---	22.45	≤28.00	PASS



8.3 MAXIMUM PEAK POWER DENSITY

8.3.1 Applicable Standard

According to FCC Part 15.407(a)(1) for UNII Band I
According to FCC Part 15.407(a)(2) for UNII Band II-A and UNII Band II-C
According to FCC Part 15.407(a)(3) for UNII Band III
According to 789033 D02 Section II(F)

8.3.2 Conformance Limit

■ For the band 5.15-5.25 GHz,

(a) (1) (i) For an outdoor access point operating in the band 5.15-5.25 GHz, the maximum conducted output power over the frequency band of operation shall not exceed 1 W provided the maximum antenna gain does not exceed 6 dBi. In addition, the maximum power spectral density shall not exceed 17 dBm in any 1 megahertz band. If transmitting antennas of directional gain greater than 6 dBi are used, both the maximum conducted output power and the maximum power spectral density shall be reduced by the amount in dB that the directional gain of the antenna exceeds 6 dBi. The maximum e.i.r.p. at any elevation angle above 30 degrees as measured from the horizon must not exceed 125 mW (21 dBm).

(a) (1) (ii) For an indoor access point operating in the band 5.15-5.25 GHz, the maximum conducted output power over the frequency band of operation shall not exceed 1 W provided the maximum antenna gain does not exceed 6 dBi. In addition, the maximum power spectral density shall not exceed 17 dBm in any 1 megahertz band. If transmitting antennas of directional gain greater than 6 dBi are used, both the maximum conducted output power and the maximum power spectral density shall be reduced by the amount in dB that the directional gain of the antenna exceeds 6 dBi.

(a) (1) (iii) For fixed point-to-point access points operating in the band 5.15-5.25 GHz, the maximum conducted output power over the frequency band of operation shall not exceed 1 W. In addition, the maximum power spectral density shall not exceed 17 dBm in any 1 megahertz band. Fixed point-to-point U-NII devices may employ antennas with directional gain up to 23 dBi without any corresponding reduction in the maximum conducted output power or maximum power spectral density. For fixed point-to-point transmitters that employ a directional antenna gain greater than 23 dBi, a 1 dB reduction in maximum conducted output power and maximum power spectral density is required for each 1 dB of antenna gain in excess of 23 dBi. Fixed, point-to-point operations exclude the use of point-to-multipoint systems, omnidirectional applications, and multiple collocated transmitters transmitting the same information. The operator of the U-NII device, or if the equipment is professionally installed, the installer, is responsible for ensuring that systems employing high gain directional antennas are used exclusively for fixed, point-to-point operations.

(a) (1) (iv) For client devices in the 5.15-5.25 GHz band, the maximum conducted output power over the frequency band of operation shall not exceed 250 mW provided the maximum antenna gain does not exceed 6 dBi. In addition, the maximum power spectral density shall not exceed 11 dBm in any 1 megahertz band. If transmitting antennas of directional gain greater than 6 dBi are used, both the maximum conducted output power and the maximum power spectral density shall be reduced by the amount in dB that the directional gain of the antenna exceeds 6 dBi.

■ For the 5.25-5.35 GHz and 5.47-5.725 GHz bands

(b) (2) The maximum conducted output power over the frequency bands of operation shall not exceed the lesser of 250 mW or $11 \text{ dBm} + 10 \log B$, where B is the 26 dB emission bandwidth in megahertz. In addition, the maximum power spectral density shall not exceed 11 dBm in any 1 megahertz band. If transmitting antennas of directional gain greater than 6 dBi are used, both the maximum conducted output power and the maximum power spectral density shall be reduced by the amount in dB that the directional gain of the antenna exceeds 6 dBi.

■ For the band 5.725-5.85 GHz

(a) (3) for the band 5.725-5.85 GHz, the maximum conducted output power over the frequency band of operation shall not exceed 1 W. In addition, the maximum power spectral density shall not exceed 30

dBm in any 500-kHz band. If transmitting antennas of directional gain greater than 6 dBi are used, both the maximum conducted output power and the maximum power spectral density shall be reduced by the amount in dB that the directional gain of the antenna exceeds 6 dBi. However, fixed point-to-point U-NII devices operating in this band may employ transmitting antennas with directional gain greater than 6 dBi without any corresponding reduction in transmitter conducted power. Fixed, point-to-point operations exclude the use of point-to-multipoint systems, omnidirectional applications, and multiple collocated transmitters transmitting the same information. The operator of the U-NII device, or if the equipment is professionally installed, the installer, is responsible for ensuring that systems employing high gain directional antennas are used exclusively for fixed, point-to-point operations

8.3.3 Test Configuration

Test according to clause 6.1 radio frequency test setup

8.3.4 Test Procedure

Methods refer to FCC KDB 789033

For devices operating in the bands 5.15-5.25 GHz, 5.25-5.35 GHz, and 5.47-5.725 GHz, the above procedures make use of 1 MHz RBW to satisfy directly the 1 MHz reference bandwidth specified in § 15.407(a)(5). For devices operating in the band 5.725-5.85 GHz, the rules specify a measurement bandwidth of 500 kHz. Many spectrum analyzers do not have 500 kHz RBW, thus a narrower RBW may need to be used. The rules permit the use of a RBWs less than 1 MHz, or 500 kHz, “provided that the measured power is integrated over the full reference bandwidth” to show the total power over the specified measurement bandwidth (i.e., 1 MHz, or 500 kHz). If measurements are performed using a reduced resolution bandwidth (< 1 MHz, or < 500 kHz) and integrated over 1 MHz, or 500 KHz bandwidth, the following adjustments to the procedures apply:

- a) Set $RBW \geq 1/T$, where T is defined in section II.B.I.a).
- b) Set $VBW \geq 3 RBW$.
- c) If measurement bandwidth of Maximum PSD is specified in 500 kHz, add $10\log(500\text{kHz}/RBW)$ to the measured result, whereas $RBW (< 500 \text{ KHz})$ is the reduced resolution bandwidth of the spectrum analyzer set during measurement.
- d) If measurement bandwidth of Maximum PSD is specified in 1 MHz, add $10\log(1\text{MHz}/RBW)$ to the measured result, whereas $RBW (< 1 \text{ MHz})$ is the reduced resolution bandwidth of spectrum analyzer set during measurement.
- e) Care must be taken to ensure that the measurements are performed during a period of continuous transmission or are corrected upward for duty cycle.

Note: As a practical matter, it is recommended to use reduced RBW of 100 KHz for the sections 5.c) and 5.d) above, since $RBW=100 \text{ KHz}$ is available on nearly all spectrum analyzers.

8.3.5 Test Results

TestMode	Antenna	Frequency[MHz]	Result UNII-1[dBm/MHz] UNII-3[dBm/500KHz]	Limit UNII-1[dBm/MHz] UNII-3[dBm/500KHz]	Verdict
11A	Ant1	5180	5.73	≤17.00	PASS
	Ant2	5180	7.06	≤17.00	PASS
	Ant1	5220	5.35	≤17.00	PASS
	Ant2	5220	7.5	≤17.00	PASS
	Ant1	5240	5.35	≤17.00	PASS
	Ant2	5240	7.92	≤17.00	PASS
	Ant1	5745	9.26	≤30.00	PASS
	Ant2	5745	7.88	≤30.00	PASS
	Ant1	5785	8.95	≤30.00	PASS
	Ant2	5785	6.41	≤30.00	PASS
	Ant1	5825	8.79	≤30.00	PASS
	Ant2	5825	8.95	≤30.00	PASS
11N20SISO	Ant1	5180	6.57	≤17.00	PASS
	Ant2	5180	6.02	≤17.00	PASS
	Ant1	5220	4.8	≤17.00	PASS
	Ant2	5220	6.75	≤17.00	PASS
	Ant1	5240	4.17	≤17.00	PASS
	Ant2	5240	7.37	≤17.00	PASS
	Ant1	5745	9.6	≤30.00	PASS
	Ant2	5745	9.59	≤30.00	PASS
	Ant1	5785	9.26	≤30.00	PASS
	Ant2	5785	7.08	≤30.00	PASS
	Ant1	5825	9.42	≤30.00	PASS
	Ant2	5825	6.68	≤30.00	PASS
11N40SISO	Ant1	5190	5.63	≤17.00	PASS
	Ant2	5190	3.43	≤17.00	PASS
	Ant1	5230	2.14	≤17.00	PASS
	Ant2	5230	4.35	≤17.00	PASS
	Ant1	5755	7.29	≤30.00	PASS
	Ant2	5755	7	≤30.00	PASS
	Ant1	5795	7.26	≤30.00	PASS
	Ant2	5795	4.38	≤30.00	PASS
11AC20SISO	Ant1	5180	6.24	≤17.00	PASS
	Ant2	5180	6.16	≤17.00	PASS
	Ant1	5220	5.74	≤17.00	PASS
	Ant2	5220	7.2	≤17.00	PASS
	Ant1	5240	6.02	≤17.00	PASS
	Ant2	5240	7.43	≤17.00	PASS
	Ant1	5745	9.61	≤30.00	PASS
	Ant2	5745	9.65	≤30.00	PASS
	Ant1	5785	6.06	≤30.00	PASS
	Ant2	5785	7.49	≤30.00	PASS
11AC40SISO	Ant1	5825	6.38	≤30.00	PASS
	Ant2	5825	7.07	≤30.00	PASS
	Ant1	5190	4.12	≤17.00	PASS
	Ant2	5190	3.31	≤17.00	PASS
	Ant1	5230	3.5	≤17.00	PASS
	Ant2	5230	4.33	≤17.00	PASS
	Ant1	5755	7.15	≤30.00	PASS
	Ant2	5755	1.38	≤30.00	PASS
11AC80SISO	Ant1	5795	4.21	≤30.00	PASS
	Ant2	5795	2.7	≤30.00	PASS
11AC80SISO	Ant1	5210	2.28	≤17.00	PASS

	Ant2	5210	0.23	≤17.00	PASS
	Ant1	5775	2.91	≤30.00	PASS
	Ant2	5775	-0.45	≤30.00	PASS
11AX20SISO	Ant1	5180	7.18	≤17.00	PASS
	Ant2	5180	8.24	≤17.00	PASS
	Ant1	5220	8.8	≤17.00	PASS
	Ant2	5220	7.47	≤17.00	PASS
	Ant1	5240	6.64	≤17.00	PASS
	Ant2	5240	8.9	≤17.00	PASS
	Ant1	5745	7.84	≤30.00	PASS
	Ant2	5745	5.93	≤30.00	PASS
	Ant1	5785	6.33	≤30.00	PASS
	Ant2	5785	6.95	≤30.00	PASS
	Ant1	5825	7.57	≤30.00	PASS
	Ant2	5825	2.64	≤30.00	PASS
	Ant1	5190	5.19	≤17.00	PASS
11AX40SISO	Ant2	5190	5.52	≤17.00	PASS
	Ant1	5230	3.44	≤17.00	PASS
	Ant2	5230	7.87	≤17.00	PASS
	Ant1	5755	3.44	≤30.00	PASS
	Ant2	5755	3.2	≤30.00	PASS
	Ant1	5795	5.09	≤30.00	PASS
	Ant2	5795	3.19	≤30.00	PASS
11AX80SISO	Ant1	5210	2.02	≤17.00	PASS
	Ant2	5210	1.36	≤17.00	PASS
	Ant1	5775	3.28	≤30.00	PASS
	Ant2	5775	0.6	≤30.00	PASS
11N20MIMO	Ant1	5180	6.16	≤17.00	PASS
	Ant2	5180	5.34	≤17.00	PASS
	total	5180	8.78	≤15.00	PASS
	Ant1	5220	5.63	≤17.00	PASS
	Ant2	5220	4.32	≤17.00	PASS
	total	5220	8.03	≤15.00	PASS
	Ant1	5240	5.06	≤17.00	PASS
	Ant2	5240	4.81	≤17.00	PASS
	total	5240	7.95	≤15.00	PASS
	Ant1	5745	5.23	≤30.00	PASS
	Ant2	5745	6.05	≤30.00	PASS
	total	5745	8.67	≤28.00	PASS
	Ant1	5785	5.13	≤30.00	PASS
	Ant2	5785	5.91	≤30.00	PASS
	total	5785	8.55	≤28.00	PASS
	Ant1	5825	5.57	≤30.00	PASS
	Ant2	5825	5.48	≤30.00	PASS
	total	5825	8.54	≤28.00	PASS
11N40MIMO	Ant1	5190	4.68	≤17.00	PASS
	Ant2	5190	5.87	≤17.00	PASS
	total	5190	8.33	≤15.00	PASS
	Ant1	5230	5.66	≤17.00	PASS
	Ant2	5230	3.78	≤17.00	PASS
	total	5230	7.83	≤15.00	PASS
	Ant1	5755	2.64	≤30.00	PASS
	Ant2	5755	4.14	≤30.00	PASS
	total	5755	6.46	≤28.00	PASS
	Ant1	5795	2.68	≤30.00	PASS
11AC20MIMO	Ant2	5795	3.03	≤30.00	PASS
	total	5795	5.87	≤28.00	PASS
	Ant1	5180	5.64	≤17.00	PASS
	Ant2	5180	5.05	≤17.00	PASS
	total	5180	8.37	≤15.00	PASS
	Ant1	5220	4.91	≤17.00	PASS

	Ant2	5220	4.94	≤17.00	PASS
	total	5220	7.94	≤15.00	PASS
	Ant1	5240	5.29	≤17.00	PASS
	Ant2	5240	4.46	≤17.00	PASS
	total	5240	7.91	≤15.00	PASS
	Ant1	5745	5.22	≤30.00	PASS
	Ant2	5745	5.59	≤30.00	PASS
	total	5745	8.42	≤28.00	PASS
	Ant1	5785	5.16	≤30.00	PASS
	Ant2	5785	5.05	≤30.00	PASS
	total	5785	8.12	≤28.00	PASS
	Ant1	5825	3.3	≤30.00	PASS
11AC40MIMO	Ant2	5825	1.49	≤30.00	PASS
	total	5825	5.50	≤28.00	PASS
	Ant1	5190	5.42	≤17.00	PASS
	Ant2	5190	2.77	≤17.00	PASS
	total	5190	7.30	≤15.00	PASS
	Ant1	5230	6.27	≤17.00	PASS
	Ant2	5230	4.31	≤17.00	PASS
	total	5230	8.41	≤15.00	PASS
	Ant1	5755	1.08	≤30.00	PASS
	Ant2	5755	2.25	≤30.00	PASS
	total	5755	4.71	≤28.00	PASS
	Ant1	5795	4.47	≤30.00	PASS
11AC80MIMO	Ant2	5795	2.38	≤30.00	PASS
	total	5795	6.56	≤28.00	PASS
	Ant1	5210	4.97	≤17.00	PASS
	Ant2	5210	2.36	≤17.00	PASS
	total	5210	6.87	≤15.00	PASS
	Ant1	5775	2.95	≤30.00	PASS
11AX20MIMO	Ant2	5775	-0.03	≤30.00	PASS
	total	5775	4.72	≤28.00	PASS
	Ant1	5180	5.03	≤17.00	PASS
	Ant2	5180	6.28	≤17.00	PASS
	total	5180	8.71	≤15.00	PASS
	Ant1	5220	5.05	≤17.00	PASS
	Ant2	5220	5.12	≤17.00	PASS
	total	5220	8.10	≤15.00	PASS
	Ant1	5240	5.07	≤17.00	PASS
	Ant2	5240	4.4	≤17.00	PASS
	total	5240	7.76	≤15.00	PASS
	Ant1	5745	7.42	≤30.00	PASS
	Ant2	5745	5.54	≤30.00	PASS
	total	5745	9.59	≤28.00	PASS
	Ant1	5785	7.06	≤30.00	PASS
	Ant2	5785	5.04	≤30.00	PASS
	total	5785	9.18	≤28.00	PASS
11AX40MIMO	Ant1	5825	6.59	≤30.00	PASS
	Ant2	5825	4.55	≤30.00	PASS
	total	5825	8.70	≤28.00	PASS
	Ant1	5190	5.6	≤17.00	PASS
	Ant2	5190	5.05	≤17.00	PASS
	total	5190	8.34	≤15.00	PASS
	Ant1	5230	3.85	≤17.00	PASS
	Ant2	5230	3.69	≤17.00	PASS
	total	5230	6.78	≤15.00	PASS
	Ant1	5755	5.37	≤30.00	PASS
	Ant2	5755	2.58	≤30.00	PASS
	total	5755	7.21	≤28.00	PASS
	Ant1	5795	3.7	≤30.00	PASS
	Ant2	5795	2.19	≤30.00	PASS

	total	5795	6.02	≤28.00	PASS
11AX80MIMO	Ant1	5210	4.74	≤17.00	PASS
	Ant2	5210	3.36	≤17.00	PASS
	total	5210	7.11	≤15.00	PASS
	Ant1	5775	1.84	≤30.00	PASS
	Ant2	5775	1.55	≤30.00	PASS
	total	5775	4.71	≤28.00	PASS





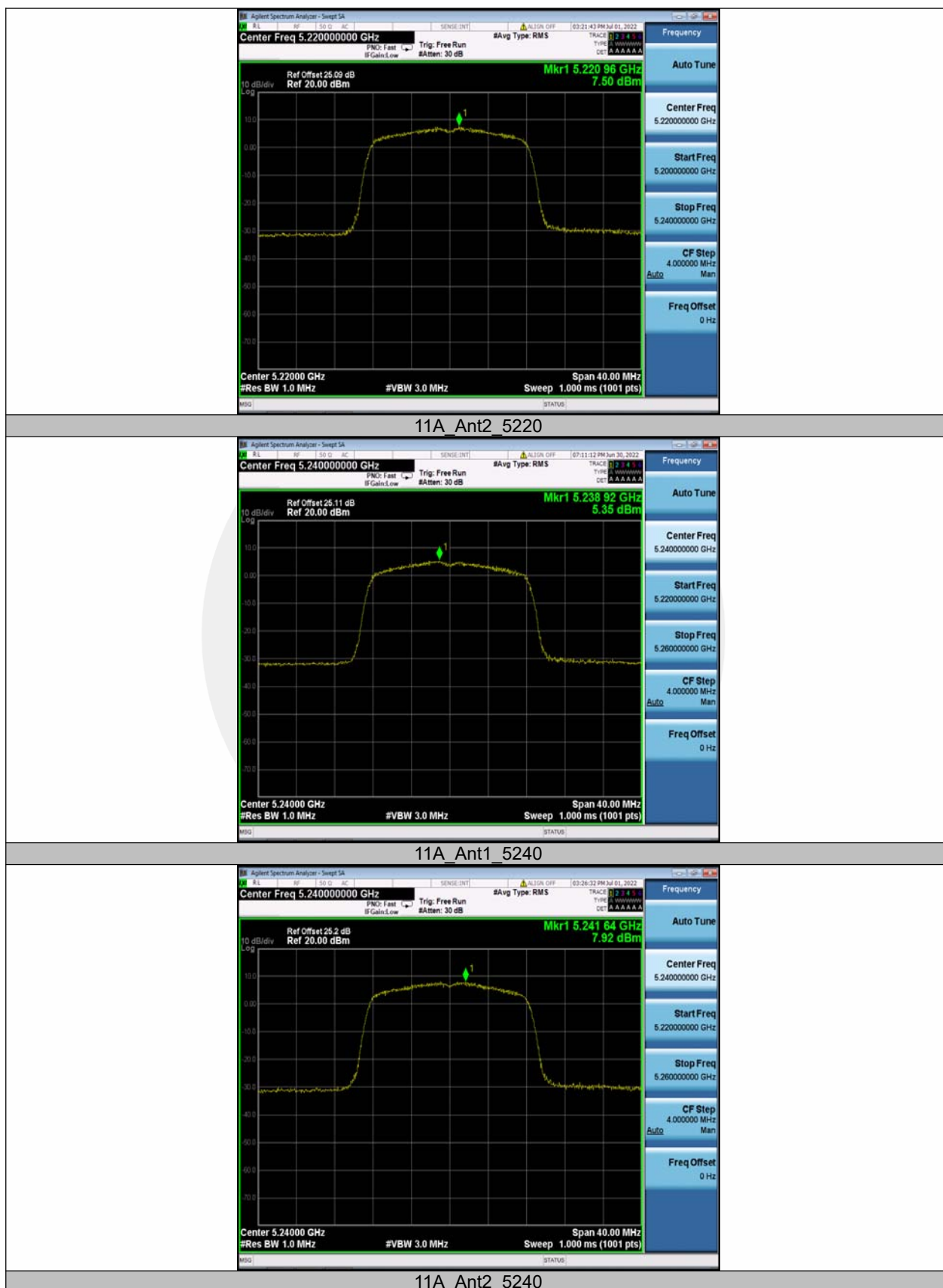
11A_Ant1_5180



11A_Ant2_5180



11A_Ant1_5220





11A_Ant1_5745



11A_Ant2_5745



11A_Ant1_5785