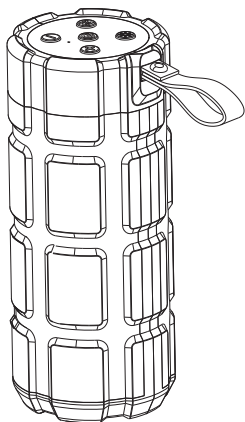


TG-285

USER MANUAL



PRODUCT SPECIFICATIONS:



- ◆Wireless: V5.0
- Support: L2CAP/A2DP/AVCTP, can receive AUDIO signal and control the AUDIO device.
- Support HSP//HFP(Handsfree profile), with HANDS-FREE functions.
- ◆Working distance:10M
- ◆SNR:≥90db
- ◆Battery: about 2400mAh
- ◆Normal volume playing time:about4H
- ◆Speaker driver: ϕ52mm*2
- ◆Speaker Power: 4Ω/5W * 2
- ◆Frequency response:120HZ-20KHZ
- ◆Unit size:75*75*179.8mm
- ◆Unit weight: about 500 G (not includ accessories)
- ◆Charging:5V/1000mA
- ◆Charging time:3-4H

PRODUCT FEATURE:

- 1.International advanced wireless chip and circuit design techniques, support all wireless devices.

- 3.With Hi-Fi speaker, to make sure the clear and bright sound.
- 4.Support Micro SD card and USB card, play MP3 format audio.
- 5.The wireless working distance is 10 meters.
- 6.With AUX line in, can directly connect the outside devices, for example, tablet PC/TV/cell phones.
- 7.It will close automatically after 30 mins if disconnect Wireless & torchlight not working.
- 8.A variety of flashing LED lights with different colors, color lights flash follow the melody.

KEY AND SLOT FUNCTION:



- 1.DC 5V slot: Use the standard Micro USB V8 charging cable for power charging.
- 2.TF slot: It can decode and play MP3 format audio when put TF card into the slot.
- 3.USB slot: It can decode and play MP3 format audio when put the USB card into the slot.
- 4.AUX line in slot: Use the Mini 3.5 head input through outside devices.
- 5.Power switch: Press long for power on /power off. When play music,(USB card/TF card/Wireless/line in), short press for “play/pause”. In mode, press short to search station automatically, press again to stop searching. Under wireless mode

- with mobile paired,when call coming, press short to answer a call hands-free,press again to hand up, press twice to ring up a call.
- 6.When play music, Press short for last song, long press to turn down the volume.
 - 7.When play music, press short for next song, long press to turn up the volume.
 - 8.Short press to swith model(USB card/TF card/Wireless/line in).
 - 9.Press short for option of the LED flashing light ,press long to close the LED light

This device complies with Part 15 of the FCC Rules. Operation is subject to the following two conditions: (1) this device may not cause harmful interference, and (2) this device must accept any interference received, including interference that may cause undesired operation

NOTE: This equipment has been tested and found to comply with the limits for a Class B digital device, pursuant to Part 15 of the FCC Rules. These limits are designed to provide reasonable protection against harmful interference in a residential installation. This equipment generates, uses and can radiate radio frequency energy and, if not installed and used in accordance with the instructions, may cause harmful interference to radio communications. However, there is no guarantee that interference will not occur in a particular installation.

If this equipment does cause harmful interference to radio or television reception, which can be determined by turning the equipment off and on, the user is encouraged to try to correct the interference by one or more of the following measures:

- Reorient or relocate the receiving antenna.
- Increase the separation between the equipment and receiver.
- Connect the equipment into an outlet on a circuit different from that to which the receiver is connected.
- Consult the dealer or an experienced radio/TV technician for help.

Warning: changes or modifications not expressly approved by the party responsible for compliance could void the user's authority to operate the equipment