

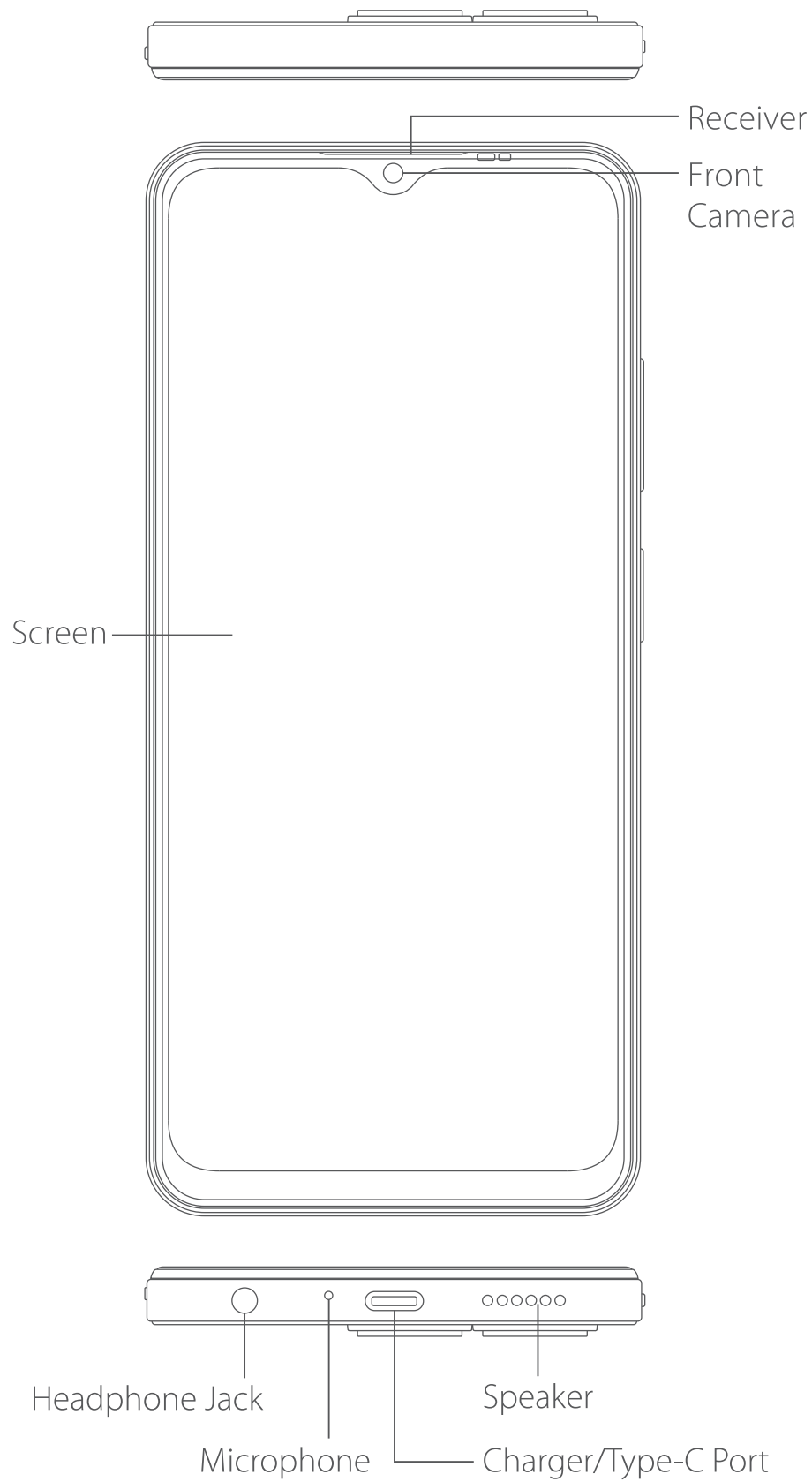


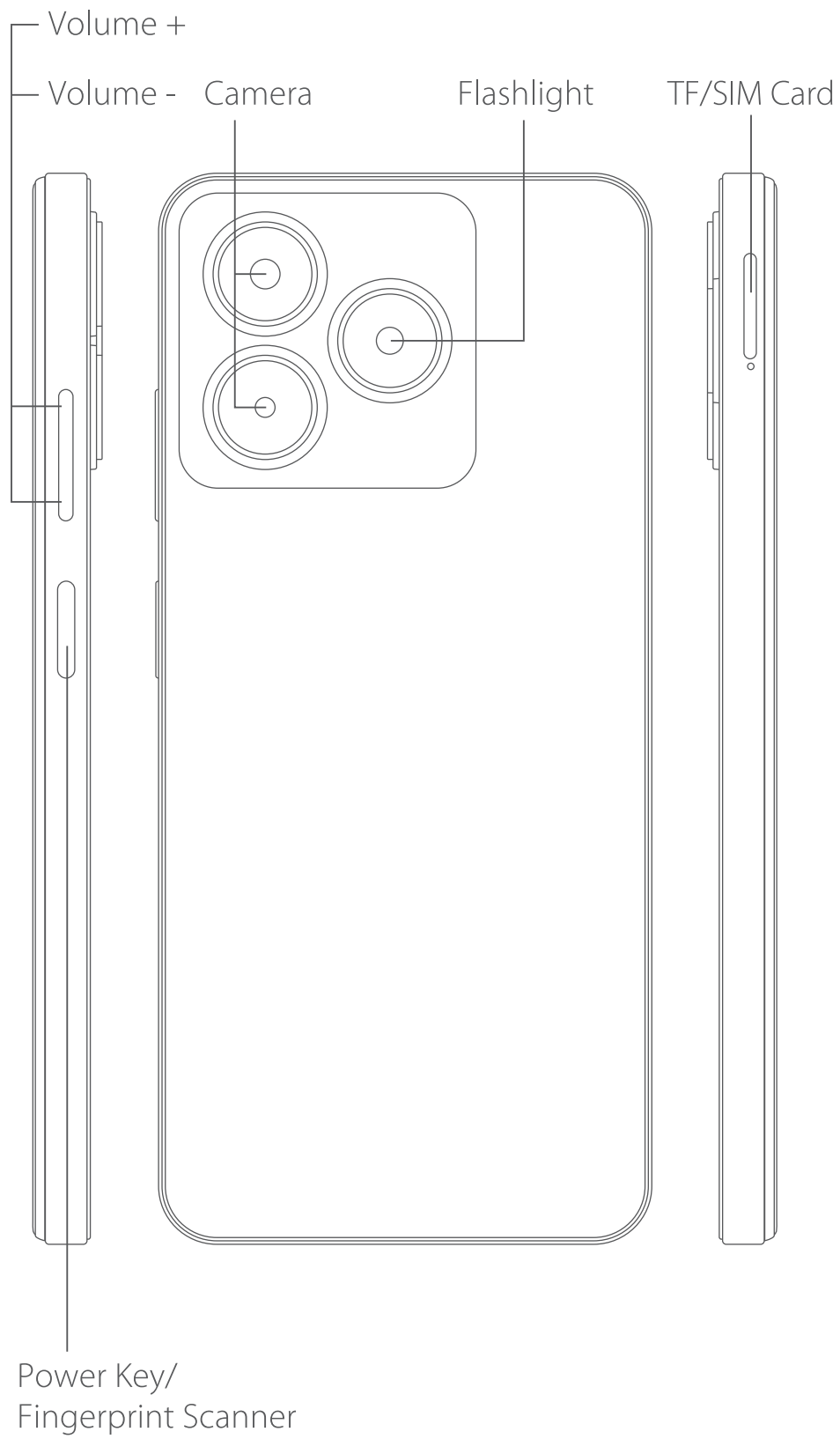
Only the Brave



# QUICK START GUIDE

Smart phone  
FLAT 2

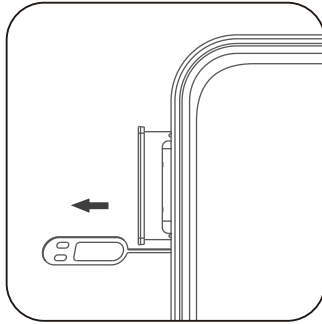




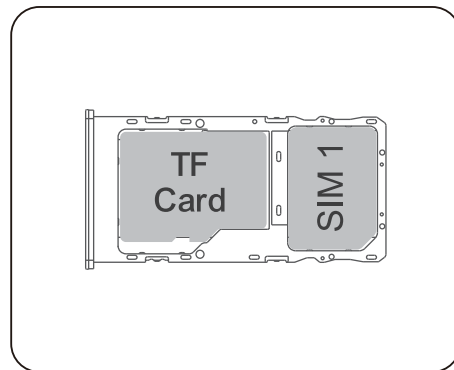
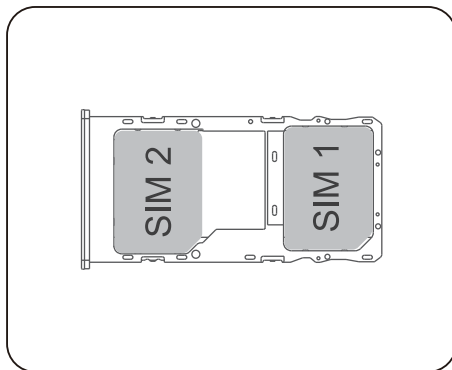
## ① How to insert the card

To make sure your smartphone be able to call, put the SIM card in the following order.

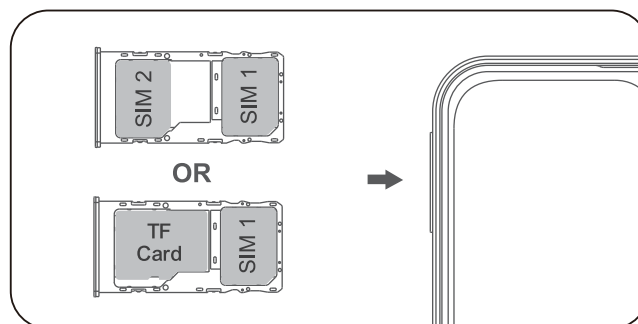
- Press the card pin into the side hole and then the card tray pops up and pull out it.



- Take out the card slot and place the Nano card or Nano card and TF card with the metal side facing down. Make sure the bevel angle is aligned with the bevel angle of the card slot and placed in the corresponding card slot.



- Insert the card holder into the phone in the direction of the arrow.



## ② How to boot

### Non-removable battery

**Press the power button for 3-5 seconds to boot**

## ③ How to send SMS, MMS

### SMS

- Open the SMS app
- Select New Information
- Enter a phone number or browse your contacts
- Select Edit Information and enter your text
- Send ➤

### MMS - video

- When writing a text message
- Select images, videos or other files you want to add, even  
You can take a new picture or video right away.
- Selecting or sending ➤

## ④ Language switching settings

- Main menu--settings-system setting--language and input method
- Language and input method--language--language adding
- Select the language you need, the system will automatically jump back to the language interface.
- Select the icon after the language bar and drag it to the first one.


## **⑤ Safety- In order to ensure safely using the product, you must strictly abide by the following rules**

- The phone should be at least 15 cm away from any medical implant or rhythm adjuster and never put the device in your coat pocket.
- Do not expose the device and other batteries together with the high temperatures or heat-generating equipment such as sunlight, heaters, microwave ovens, ovens or water heaters. Overheating of the battery can cause an explosion.
- When charging is complete or not charging, disconnect the charger from the device and unplug the charger from the power outlet.
- If the device is equipped with a non-removable battery, do not replace the battery yourself to avoid damaging the battery or device.
- Use of an unapproved or incompatible power source, charger or battery may cause fire, explosion or other hazards.
- Do not disassemble or reset the battery, insert other objects, immerse in water or other liquids to avoid battery leakage, overheating, fire or explosion.
- Do not drop, crush, scratch or puncture the battery to avoid subjecting the battery to excessive external pressure, resulting in internal short-circuit and overheating of the battery.
- The company does not bear the responsibility for accidents caused by non-standard related charging equipment.
- Hereby, Shenzhen DOKE Electronic Co., Ltd declares that this radio equipment type is in compliance with Directive 2014/53/EU. The full text of the EU declaration of conformity is available at the following internet address:  
<https://oscal.hk/declaration-of-conformity>

Use careful with the earphone maybe possible excessive sound pressure from earphones and headphones can cause hearing loss.



- Restrictions in the 5 GHz band:  
According to Article 10(10) of Directive 2014/53/EU, the Packaging shows that this radio equipment will be subject to some restrictions when placed on the market in Belgium (BE), Bulgaria (BG), the Czech Republic (CZ), Denmark (DK), Germany (DE), Estonia (EE), Ireland (E), Greece (EL), Spain (ES), France (FR), Croatia (HR), Italy (IT), Cyprus (CY), Latvia (LV), Lithuania (LT), Luxembourg (LU), Hungary (HU), Malta (MT), Netherlands (NL), Austria (AT), Poland (PL), Portugal (PT), Romania (RO), Slovenia (SI), Slovakia (SK), Finland (FI), Sweden (SE), the United Kingdom (UK), Turkey (TR), Norway (NO), Switzerland (CH), Iceland (IS), and Liechtenstein (LI). The WLAN function for this device is restricted to indoor use only when operating in the 5180 to 5240 MHz frequency range.

				
ES	LU	RO	CZ	FR
HU	SI	DK	HR	BE
BG	DE	EE	IE	EL
IT	CY	LV	LT	SK
MT	NL	AT	PL	PT
FI	SE	UK	TR	NO
CH	IS	LI		

- Declaration: Our equipment which support 5G Wi-Fi all meet the above EU Standards. Otherwise, they do not meet the above standards.  
The object of the declaration described above is in conformity with the essential requirements of the relevant Union harmonization legislation: Radio Equipment Directive RED (2014/53/EU).

## ⑦ Maintenance

- Thoroughly understand the maintenance of this mobile phone to use the mobile phone more safely and effectively, and extend the service life of the mobile phone as much as possible.
- Please follow the instructions in the manual to open the phone, disassemble the accessories, and do not try other methods.
- Please avoid falling, knocking or shaking your phone. Rough handling of the phone can cause the screen to rupture, damaging the internal circuit board and the delicate structure.
- Do not use chemical solvents or detergents to clean your phone. Wipe the phone case with a soft cotton cloth dampened with water or a mild soap.
- Clean the lens with a clean, dry, soft cloth. (Example: camera lens) and display.
- If you encounter an abnormal image such as a crash during use, the processing method is as follows: For a mobile phone that cannot remove the battery, please press and hold the power button for more than 12 seconds, the mobile phone will be forced to restart (unlock the phone when restarting) It can solve the general bug; for the mobile phone that can remove the battery, please remove the battery, then insert the battery and restart it to solve the bug.
- When the charger is not in use, please unplug it from the power outlet. Do not connect the battery that has been fully charged to the charger for a long time, as overcharging will shorten the battery life.



### FCC Statement

This device complies with Part 15 of the FCC rules. Operation is subject to the following two conditions: 1) this device may not cause harmful interference, and 2) this device must accept any interference received, including interference that may cause undesired operation.

Note: This equipment has been tested and found to comply with the limits for a Class B digital device, pursuant to part 15 of the FCC Rules. These limits are designed to provide reasonable protection against harmful interference in a residential installation. This equipment generates uses and can radiate radio frequency energy and, if not installed and used in accordance with the instructions, may cause harmful interference to radio communications. However, there is no guarantee that interference will not occur in particular installation. If this equipment does cause harmful interference to radio or television reception, which can be determined by turning the equipment off and on, the user is encouraged to try to correct the interference by one or more of the following measures:

- Reorient or relocate the receiving antenna.
- Increase the separation between the equipment and receiver.
- Connect the equipment into an outlet on a circuit different from that to which the receiver is connected.
- Consult the dealer or an experienced radio/TV technician for help.

Changes or modifications not expressly approved by the party responsible for compliance could void the user's authority to operate the equipment.

### RF Exposure Statement

SAR tests are conducted using standard operating positions according standards with the device transmitting at its highest certified power level in all tested frequency bands, although the SAR is determined at the highest certified power level, the actual SAR level of the device while operating can be well below the maximum value.

This model product has been tested and meets the RF exposure guidelines with the test distance 0mm for head and 5mm for body worn. The highest SAR<sub>1g</sub> value is 0.684 W/Kg for head and 0.626 W/Kg for body worn. The use of belt clips, holsters and similar accessories should not contain metallic components in its assembly. The use of accessories that do not satisfy these requirements may not comply with RF exposure requirements, and should be avoided

**ISED Statement:**

This device contains licence-exempt transmitter(s)/receiver(s) that comply with Innovation, Science and Economic Development Canada's licence-exempt RSS(s). Operation is subject to the following two conditions::

- (1) This device may not cause interference; and
- (2) This device must accept any interference, including interference that may cause undesired operation of the device.

Cet appareil est conforme aux RSS sans licence d'Industrie Canada. L'exploitation est soumise aux deux conditions suivantes :

- (1) Ce dispositif ne peut causer d'interférences ; et
- (2) Ce dispositif doit accepter toute interférence , y compris les interférences qui peuvent causer un mauvais fonctionnement de l'appareil.

**Déclaration d'exposition aux RF**

Les tests SAR sont effectués en utilisant des positions de fonctionnement standard conformément aux normes avec l'appareil transmettant à son niveau de puissance certifié le plus élevé dans toutes les bandes de fréquences testées, bien que le SAR soit déterminé au niveau de puissance certifié le plus élevé, le niveau SAR réel de l'appareil pendant le fonctionnement peut être bien inférieur à la valeur maximale.

Ce modèle de produit a été testé et répond aux directives d'exposition RF avec une distance de test de 0 mm pour la tête et de 5 mm pour le corps. La valeur SAR1g la plus élevée est de 0.684 W/kg pour la tête et de 0.626 W/kg pour le corps.

L'utilisation d'attaches de ceinture, d'étuis et d'accessoires semblables ne doit pas contenir de composants métalliques dans son assemblage. L'utilisation d'accessoires qui ne répondent pas à ces exigences pourrait ne pas être conforme aux exigences d'exposition aux RF et devrait être évitée.