

BK003 &BK004 Manual

For Infant Swing , Infant bouncer seat , Infant bassinet and bedside sleeper etc. that published by Bobie baby inc.

Read all instructions before use of the remote controller.

Keep instructions for future use.

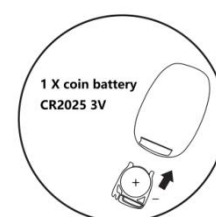
The remote controller is not a toy , keep it out of reach of children.

WARNING

- **INGESTION HAZARD:** This product contains a button cell or coin battery.
- **DEATH** or serious injury can occur if ingested.
- A swallowed button cell or coin battery can cause **Internal Chemical Burns** in as little as **2 hours**.
- **KEEP** new and used batteries **OUT OF REACH** of **CHILDREN**.
- **Seek immediate medical attention** if a battery is suspected to be swallowed or inserted inside any part of the body.

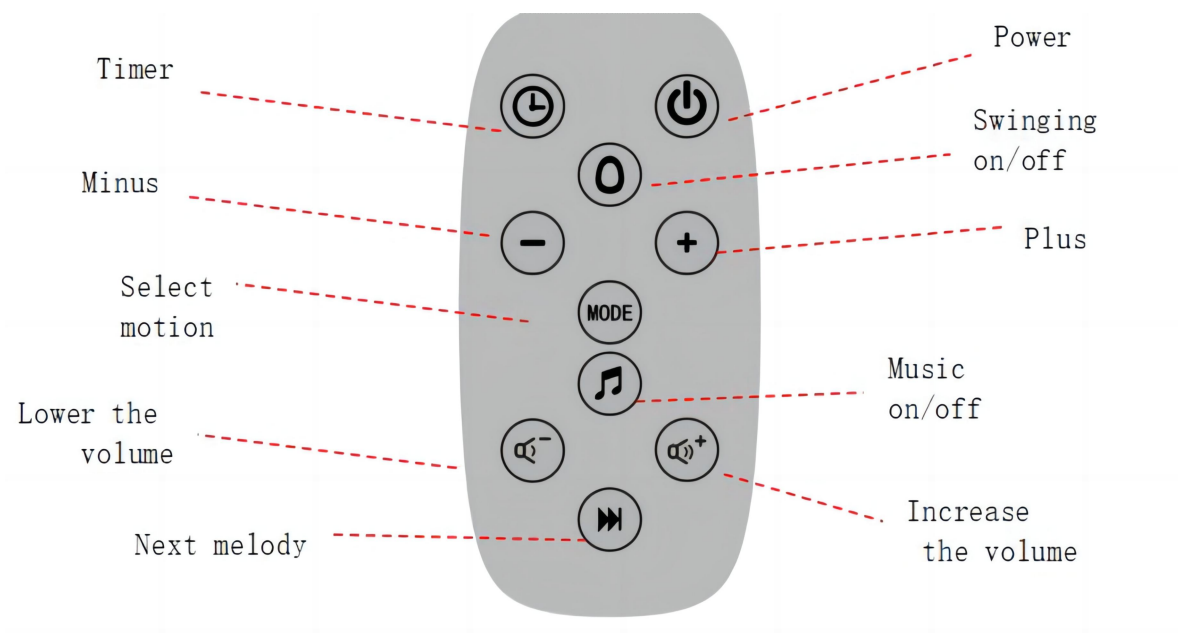


- **Remove and immediately recycle or dispose of used batteries according to local regulations and keep away from children. Do NOT dispose of batteries in household trash or incinerate.**
- **Non-rechargeable batteries are not to be recharged.**
- **Even used batteries may cause severe injury or death.**
- **Call a local poison control center for treatment information.**
- **The compatible battery type is CR2025 and the nominal battery voltage is 3V.**
- **Do not force discharge, recharge, disassemble, heat above 50 °C (122F) or incinerate. Doing so may result in injury due to venting, leakage or explosion resulting in chemical burns.**
- **Ensure the batteries are installed correctly according to polarity (+ and -).**
Remove and immediately recycle or dispose of batteries from equipment not used for an extended period of time according to local regulations.
- **Do not mix old and new batteries, different brands or types of batteries, such as alkaline, carbon-zinc, or rechargeable batteries.**
- **Always completely secure the battery compartment. If the battery compartment does not close securely,**



stop using the product, remove the batteries, and keep them away from children.

Instructions for remote control





(The Control panel icons and colors may be different by product upgrade)



WARNING: This product contains a button or coin cell battery.

1.1 When using the product remote control for the first time, please pullout the battery isolation film from the bottom of the remote and keep it well. If you don't want to use it, you can insert the film back to the original position to avoid power consumption and extend the life time of the remote.


1.2 Power  : Press once, power on and the product is in standby mode. Press it again to shut down the product.


1.3 Timer  : Press it to activate the function, shows the setting time, then press it again to confirm.


1.4 Swinging  : Press this icon to activate the product function, default setting is


level one speed at N mode.


1.5 Motion selection : Press it to choose the motions


1.6 Plus : Press it to increase the speed, keep pressing it until the highest level.

1.7 Minus : Press it to lower the speed, keep pressing it until it stop .

1.8 Music : Press it to activate the music function, press it again to shut down. The melodies are played in loop.

1.9 Next melody : Press it to switch the melodies.

1.10 Volume up : Press it to increase the volume, keep pressing it until the highest level.

1.11 Volume down : Press it to lower the volume, keep pressing it until the lowest level.

1.12 Replace the battery

One CR2025 , 3V battery require if the remote controller when running out of battery.

FCC statement

Model: BK003 /BK004 FCC ID: XXXXX

This device complies with part 15 of the FCC Rules.Operation is subject to the following two conditions:(1)This device may not cause harmful interference, and(2) this device must accept any interference received, including interference that may cause undesired operation.

Maintenance and storage

- Wipe clean with a dry cloth . Don't immerse in water.
- Remove the battery from battery compartment if for a long time do not use.

ZHONGSHAN CITY BOBIE BABY PRODUCT CO.,LTD.

NO.3 HEMAN STREET,JI DONG YI DISTRICT,XIAOLAN TOWN,ZHONGSHAN
CITY,GUANGDONG , CHINA

FCC Warning:

This equipment has been tested and found to comply with the limits for a Class B digital device, pursuant to part 15 of the FCC Rules. These limits are designed to provide reasonable protection against harmful interference in a residential installation. This equipment generates, uses and can radiate radio frequency energy and, if not installed and used in accordance with the instructions, may cause harmful interference to radio communications. However, there is no guarantee that interference will not occur in a particular installation. If this equipment does cause harmful interference to radio or television reception, which can be determined by turning the equipment off and on, the user is encouraged to try to correct the interference by one or more of the following measures:

- Reorient or relocate the receiving antenna.
- Increase the separation between the equipment and receiver.
- Connect the equipment into an outlet on a circuit different from that to which the receiver is connected.
- Consult the dealer or an experienced radio/TV technician for help.

Caution: Any changes or modifications to this device not explicitly approved by manufacturer could void your authority to operate this equipment.

This device complies with part 15 of the FCC Rules. Operation is subject to the following two conditions:

(1) This device may not cause harmful interference, and (2) this device must accept any interference received, including interference that may cause undesired operation.

This equipment complies with FCC radiation exposure limits set forth for an uncontrolled environment. This equipment should be installed and operated with minimum distance 0cm between the radiator and your body.