


Remote Control User Manual


BK001




Remote Control


Remote Control: Press the remote control button each time, the light on the top of the control will blink one time to indicate the device works normally.

Power Button: Press the power button “”, music start to play、product start to swing at the speed one, press the power button again the product music and swing function will stop working.


Gear button: Press this button “”, start to swing at 1st gear speed, press again it will turn to 2nd Gear


swing speed, Press again the product will stop swing and cycle like this. Press this button “” after press the power on button, it will turn to the 2nd Gear Swing speed, press this button again product will stop to swing.


Music button:

Press button “”, turn on Music, it will play according to the customized duration of 8 pieces of music and play in order. After 8 pieces of songs are played, they will be played again from the beginning and loop like this. Press the button again, music turn off.

Music memory ability, if after the music sequence is selected, the music switch is turned off and then turned on again, the music will continue to play the music that was just turned off.

Next music: Press button “” to change to next song, and it will be changed every time when you press it, songs loop switch.

Volume Decrease-: Press “” to decrease the volume of music, it will decrease the music voice to the lower level every time you press it

Volume Increase: Press “” to Increase the volume of music, it will increase the music voice to the higher level every time you press it

FCC Statement

This equipment has been tested and found to comply with the limits for a Class B digital device, pursuant to Part 15 of the FCC Rules. These limits are designed to provide reasonable protection against harmful interference in a residential installation. This equipment generates uses and can radiate radio frequency energy and, if not installed and used in accordance with the instructions, may cause harmful interference to radio communications. However, there is no guarantee that interference will not occur in a particular installation. If this equipment does cause harmful interference to radio or television reception, which can be determined by turning the equipment off and on, the user is encouraged to try to correct the interference by one or more of the following measures:

- Reorient or relocate the receiving antenna.
- Increase the separation between the equipment and receiver.
- Connect the equipment into an outlet on a circuit different from that to which the receiver is connected.
- Consult the dealer or an experienced radio/TV technician for help.

This device complies with part 15 of the FCC Rules. Operation is subject to the following two conditions:

(1) This device may not cause harmful interference, and (2) this device must accept any interference received, including interference that may cause undesired operation.

Changes or modifications not expressly approved by the party responsible for compliance could void the user's authority to operate the equipment.