


## TEST SETUP PHOTOGRAPHS

PCBA\_1:


9kHz~30MHz \_ Radiated Emission View -Parallel



9kHz~30MHz \_ Radiated Emission View - Perpendicular



**9kHz~30MHz \_ Radiated Emission View - Ground-parallel**




**30MHz~1GHz \_ Radiated Emission View**



**PCBA\_2:**

**9kHz~30MHz \_ Radiated Emission View -Parallel**




**9kHz~30MHz \_ Radiated Emission View - Perpendicular**





**9kHz~30MHz \_ Radiated Emission View - Ground-parallel**



**30MHz~1GHz \_ Radiated Emission View**



**Radiated Emission Above 1GHz View**



**Radiated Emission 18-25GHz View**

