


双线圈自动感应汽车快速
无线充电器

Model : F4 □

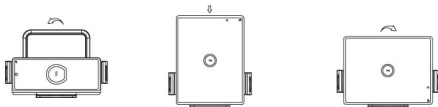


用户手册

产品特点

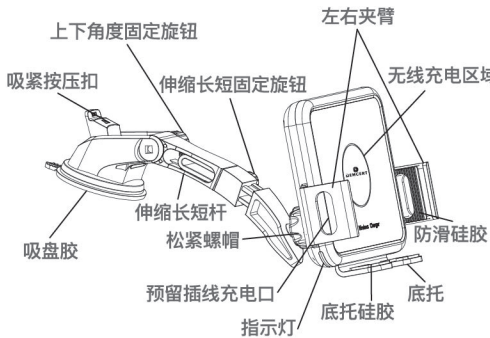
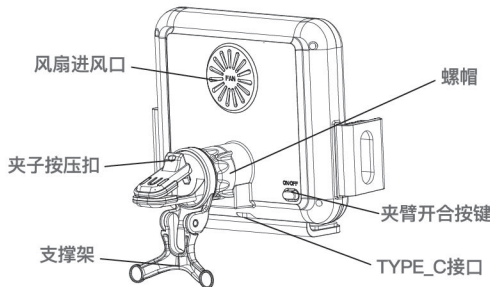
- 1.左右两侧按钮，轻触按钮即开，单手操作更便捷。
- 2.内置快速无线充电发射模块,兼容Qi标准所有手机无线充电，TYPE-C快速充电接口。
- 3.底托和左右夹子设计防滑硅胶垫保护手机。
- 4.步进电机设计传动左右夹臂锁紧手机更牢固,静音，使用寿命更长。
- 5.采用西门子进口电容，充电温度低,效率高,更加稳定。
- 6.FOD自动异物检测:智能识别异物，如硬币，钥匙等金属或磁性物品，会有红绿灯交替闪烁。
- 7.温度保护:温度达到60℃-70℃时产品自动停止充电，待温度下降后可自动继续充电。
- 8.智能夹臂:连接好USB车载电源后，夹臂自动打开，放手机后立即夹紧。
- 9.应急电源:当驾驶汽车到达目的地，忘记取走手机，汽车已经熄火，无需再次启动汽车，产品内置超级电容储能电量，轻触按钮可打开夹臂取走手机,电量可供夹臂开合10次,解决汽车熄火后拿不走手机困扰。
- 10.产品内置散热风扇，充电时风扇自动开启给手机散热，充满电风扇自动停止，风扇开始转动后，也可通过背部任意按键长按3秒后松开，风扇会立即停止转动，在长按3秒松开后开启风扇散热功能。

11.产品多线圈设计，无论手机折叠屏幕还是展开屏幕，都可以快速无线充电，还支持横屏和竖屏快速无线充电，随意摆放更便捷



产品使用指南

- 1.在使用本产品前,请检查此产品是否已连接好电源。
- 2.在成功连接USB电源设备后，待机LED红灯常亮，充电蓝灯常亮。
- 3.当检测电流过大温度过高或者感应线圈位置有异物的情况下LED红蓝指示灯会闪烁，设备自动停止充电，当发生类似情况时，请不要放手机充电，需移除异物后回复正常使用。
- 4.当您驾驶汽车到达目的地后，需要取出手机时，轻触一次左右两侧任意按钮即可打开夹臂,即可取出手机
- 5.如您的手机不支持无线充电，本产品也能当做智能电动手机支架使用
- 6.快速无线充电模式需使用三星原装快充适配器或QC2.0 /3.0适配器或QC2.0/3.0车载充头。



规格参数

输入电压:5V-2A 9V-1.67A 12V-1.5A
输出功率: 15W 10W 7.5W 5W
无线标准:Qi
充电距离:8MM
充电效率:75%
产品尺寸:长139*宽126*高26 MM
产品材质:ABS+PC


注意事项

- 1.请勿大力挤压或碰撞。
- 2.请不要自行拆解或投入火中，水中，避免短路漏电。
- 3.请不要在严重高温，高潮湿或腐蚀性环境下使用，避免损坏电路出现漏电。
- 4.请不要将带有磁条或芯卡的磁卡（身份证，银行卡等）放置在充电板上，避免造成磁卡失效。
- 5.请不要再充电时将金属(硬币或其他金属物体)放置在充电板上，避免出现不能充电。
- 6.输入电压不能超过16V，避免损坏充电板。



DOUBLE COIL AUTO SENSING CAR
FAST WIRELESS CHARGER

Model : F4 □

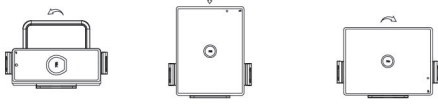


USER'S MANUAL

PRODUCT CHARACTERISTICS

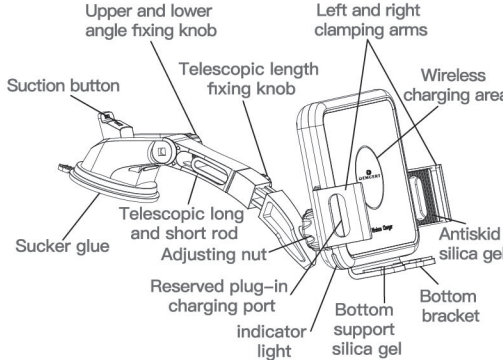
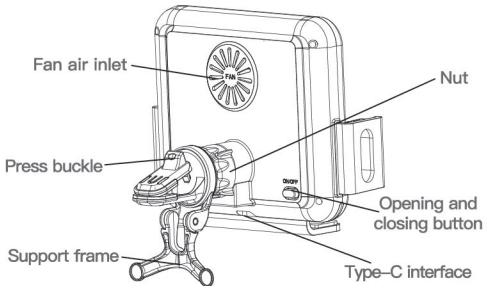
- 1.Left and right buttons, tap the button to open, one hand operation is more convenient.
- 2.Built in fast wireless charging transmitting module, compatible with Qi standard wireless charging for all mobile phones, type-C fast charging interface.
- 3.The bottom bracket and left and right clips are designed with anti-skid silicone pads to protect the mobile phone.
- 4.The stepping motor is designed to drive the left and right clamping arms to lock the mobile phone more firmly, mute and have a longer service life.
5. Siemens imported capacitor is adopted, with low charging temperature, high efficiency and more stability.
- 6.FOD automatic foreign object detection, intelligent identification of foreign objects, such as coins and keys and other metal or magnetic cards, there will be red and blue lights flashing alternately.
- 7.Temperature protection: when the temperature reaches 60℃-70℃, the product will automatically stop charging, and can automatically continue charging after the temperature drops.
8. Smart arm clamping: after the USB vehicle power supply is connected, the arm clamping automatically opens and clamps immediately after the mobile phone is put.
9. Emergency power supply: drive the car to the destination, forget to take away the mobile phone, the car has stalled, no need to start the car again, the product has built-in super capacitor energy storage power, tap the button to open the clamp arm to take away the mobile phone, the power can be used to open and close the clamp arm for 10 times, to solve the problem of not taking away the mobile phone after the car stalls.
- 10.The product has a built-in cooling fan. When charging, the fan will automatically turn on to heat the mobile phone, and the fully charged fan will automatically stop. After the fan starts to rotate, it can also be released by pressing any key on the back for 3 seconds, and the fan will stop rotating immediately. After pressing

for 3 seconds, the fan cooling function will be turned on.
11.The product is designed with multiple coils. No matter whether the mobile phone folds the screen or unfolds the screen, it can be charged quickly and wirelessly. It also supports fast wireless charging of horizontal screen and vertical screen, which is more convenient to place at will



PRODUCT USE GUIDE

- 1.Before using this product, please check whether the power supply of this product has been connected.
- 2.After the USB power supply device is successfully connected, the standby LED red light is always on and the charging blue light is always on.
- 3.When the detection current is too large, the temperature is too high or there is foreign matter at the position of the induction coil, the LED red and blue indicator will flash, and the device will automatically stop charging. In case of similar situations, please do not put the mobile phone for charging, and return to normal use after removing the foreign matter.
- 4.When you need to take out the mobile phone after driving the car to the destination, you can tap any button on the left and right sides once to open the clamp arm and take out the mobile phone.
- 5.If your mobile phone does not support wireless charging, this product can also be used as a smart electric phone stand.
- 6.Fast wireless charging mode requires Samsung original fast charging adapter or qc2.0/3.0 adapter or qc2.0 / 3.0 car charger



SPECIFICATION PARAMETER

input voltage:5V-2A 9V-1.67A 12V-1.5A
Aoutput power: 15W 10W 7.5W 5W
Wireless standard:Qi
Charging distance: 8mm
Charging efficiency: 75%
Product size: Length 139* width 126 * height 26 mm
Product material: ABS+PC

MATTERS NEEDING ATTENTION

- 1.Do not squeeze or collide vigorously
- 2.Please do not disassemble or put it into fire or water to avoid short circuit and leakage
- 3.Please don't use it in severe high temperature, high tide, wet or rotten environment to avoid damage to the circuit and leakage
- 4.Please do not place the magnetic card (ID card, bank card, etc.) with magnetic stripe or core card on the charging board to avoid the failure of the magnetic card
- 5.Please do not place the metal (coins or other metal objects) on the charging board when recharging, so as to avoid being unable to charge
- 6.The input voltage shall not exceed 16V to avoid damaging the charging board



FCC Warning

This device complies with part 15 of the FCC Rules. Operation is subject to the following two conditions:(1) This device may not cause harmful interference, and (2) this device must accept any interference received, including interference that may cause undesired operation.
Any Changes or modifications not expressly approved by the party responsible for compliance could void the user's authority to operate the equipment.
This equipment has been tested and found to comply with the limits for a Class B digital device, pursuant to part 15 of the FCC Rules. These limits are designed to provide reasonable protection against harmful interference in a residential installation. This equipment generates uses and can radiate radio frequency energy and, if not installed and used in accordance with the instructions, may cause harmful interference to radio communications. However, there is no guarantee that interference will not occur in a particular installation. If this equipment does cause harmful interference to radio or television reception, which can be determined by turning the equipment off and on, the user is encouraged to try to correct the interference by one or more of the following measures:
-Reorient or relocate the receiving antenna.
-Increase the separation between the equipment and receiver.
-Connect the equipment into an outlet on a circuit different from that to which the receiver is connected.
-Consult the dealer or an experienced radio/TV technician for help.
FCC RF exposure statement:
The equipment complies with FCC radiation exposure limits set forth for an uncontrolled environment. This equipment should be installed and operated with minimum distance between 20cm and your body.
The product has two coils, each time only the paired coil is working, the other coil is not working.