


ATag

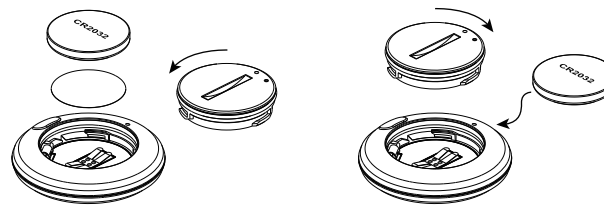
使用说明




产品规格	
型号	TTFM-S0
尺寸	37 x 37 x 9mm
重量	9g
电池	CR2032 (可更换)
工作电压	DC 3V
工作电流	待机电流<5uA/最大电流<10mA
无线	BLE 5.1
无线传输距离	>40m(空旷环境)
蜂鸣器	内置 >75db (10cm处)
工作温度	- 5°C 至 45°C (23°F 至 113°F)
工作湿度	<95%(无凝结)

使用说明

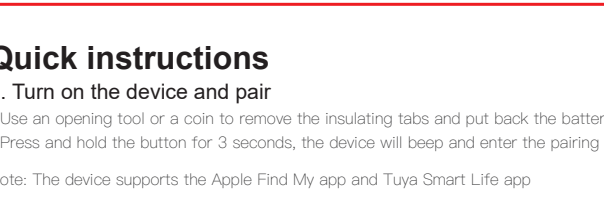
1、设备开机及进入配对状态



2、Apple 查找app绑定设备



3、Tuya 智能生活 app绑定设备



说明：解除设备后，如果重新配对设备，10分钟内可使用查找 app 直接配对，如果超过10分钟，则需长按设备按钮3秒，直到听到蜂鸣2声，此时设备 再次进入配对状态，可以跟查找 app 重新配对。

5、物品放置

6、寻找手机

设备按键使用说明

1、进入配对状态

2、播放声音

3、启用“丢失模式”

4、移除设备

5、修复出厂设置

常见问题

1、设备什么时候可以被别的 Apple 设备定位？

2、如何防止设备被用于恶意跟踪？

3、如何保护我的隐私？

4、如何给设备更换电池？

6、序列号查询

7、使用“查找”网络

重要提示

监管安全信息


Legal notice

Compatibility statement

Credit line

ATag

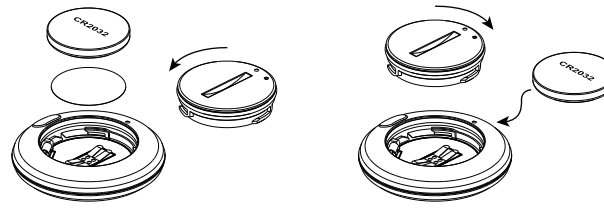
Manual



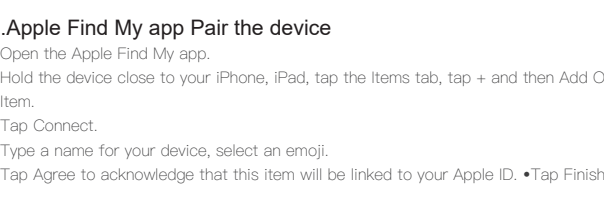
Specification	
Model	TTFM-S0
Size	37 x 37x 9mm
Weight	9g
Battery	CR2032 (Replaceable)
Voltage	DC 3V
Current	<5uA(Standby) / <10mA(Max)
Wireless	BLE 5.1
Wireless range	>40m(Line-of-sight)
Buzzer	Built-in >75db (in 10cm)
Temperature range	- 5°C ~ 45°C (23°F ~ 113°F)
Humidity range	<95%(Non-condensing)

Quick instructions


1. Turn on the device and pair



2.Apple Find My app Pair the device



3.Tuya Smart Life app Pair the device



2. Re-pairing the device

3. Factory Reset

FAQ:

1. When can the device be located?

2. How is the device designed to discourage unwanted tracking?

Instructions for device button

1. Pairing state

3. How is my privacy protected?

4. How to replace the battery?

5. What is the Find My network? And how does it work?

6. Serial number lookup


7. Disable the Apple Find My network

Important tips:

After installing the battery, long press the button for 3 seconds, the device will beep, the device will enter the pairing state.

ATag

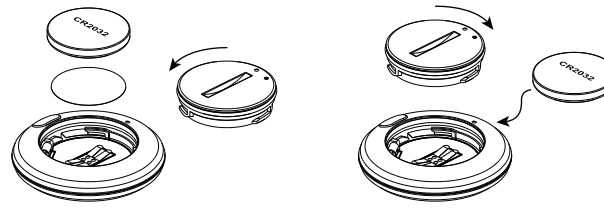
Manual



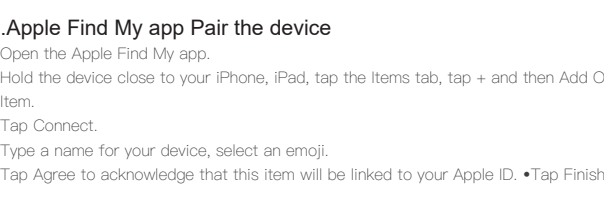
Specification	
Model	TTFM-S0
Size	37 x 37x 9mm
Weight	9g
Battery	CR2032 (Replaceable)
Voltage	DC 3V
Current	<5uA(Standby) / <10mA(Max)
Wireless	BLE 5.1
Wireless range	>40m(Line-of-sight)
Buzzer	Built-in >75db (in 10cm)
Temperature range	- 5°C ~ 45°C (23°F ~ 113°F)
Humidity range	<95%(Non-condensing)

Quick instructions


1. Turn on the device and pair



2.Apple Find My app Pair the device



3.Tuya Smart Life app Pair the device



2. Re-pairing the device

3. Factory Reset

FAQ:

1. When can the device be located?

2. How is the device designed to discourage unwanted tracking?

Instructions for device button

1. Pairing state

3. How is my privacy protected?

4. How to replace the battery?

5. What is the Find My network? And how does it work?

6. Serial number lookup


7. Disable the Apple Find My network

Important tips:

After installing the battery, long press the button for 3 seconds, the device will beep, the device will enter the pairing state.

ATag

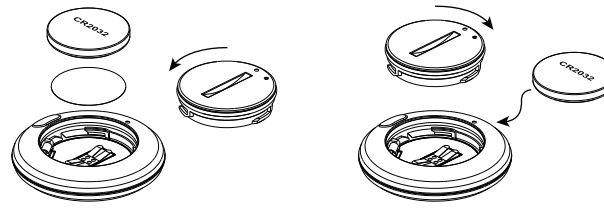
Manual



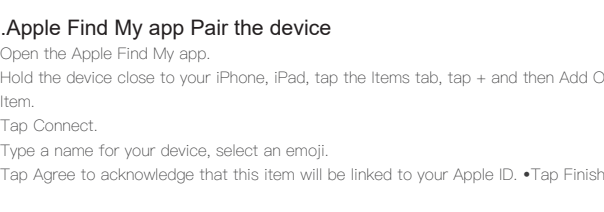
Specification	
Model	TTFM-S0
Size	37 x 37x 9mm
Weight	9g
Battery	CR2032 (Replaceable)
Voltage	DC 3V
Current	<5uA(Standby) / <10mA(Max)
Wireless	BLE 5.1
Wireless range	>40m(Line-of-sight)
Buzzer	Built-in >75db (in 10cm)
Temperature range	- 5°C ~ 45°C (23°F ~ 113°F)
Humidity range	<95%(Non-condensing)

Quick instructions


1. Turn on the device and pair



2.Apple Find My app Pair the device



3.Tuya Smart Life app Pair the device



2. Re-pairing the device

3. Factory Reset

FAQ:

1. When can the device be located?

2. How is the device designed to discourage unwanted tracking?

Instructions for device button

1. Pairing state

3. How is my privacy protected?

4. How to replace the battery?

5. What is the Find My network? And how does it work?

6. Serial number lookup


7. Disable the Apple Find My network

Important tips:

After installing the battery, long press the button for 3 seconds, the device will beep, the device will enter the pairing state.

ATag

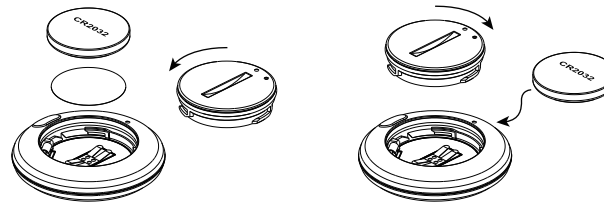
Manual



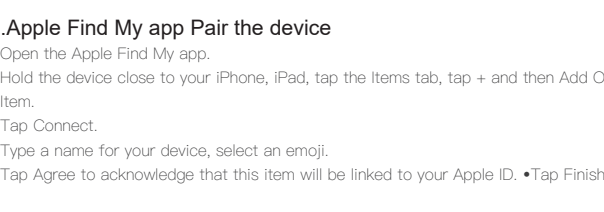
Specification	
Model	TTFM-S0
Size	37 x 37x 9mm
Weight	9g
Battery	CR2032 (Replaceable)
Voltage	DC 3V
Current	<5uA(Standby) / <10mA(Max)
Wireless	BLE 5.1
Wireless range	>40m(Line-of-sight)
Buzzer	Built-in >75db (in 10cm)
Temperature range	- 5°C ~ 45°C (23°F ~ 113°F)
Humidity range	<95%(Non-condensing)

Quick instructions


1. Turn on the device and pair



2.Apple Find My app Pair the device



3.Tuya Smart Life app Pair the device



2. Re-pairing the device

3. Factory Reset

FAQ:

1. When can the device be located?

2. How is the device designed to discourage unwanted tracking?

Instructions for device button

1. Pairing state

3. How is my privacy protected?

4. How to replace the battery?

5. What is the Find My network? And how does it work?

6. Serial number lookup


7. Disable the Apple Find My network

Important tips:

After installing the battery, long press the button for 3 seconds, the device will beep, the device will enter the pairing state.

ATag

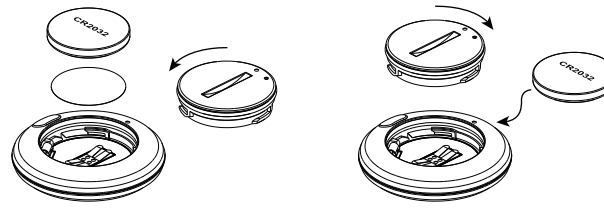
Manual



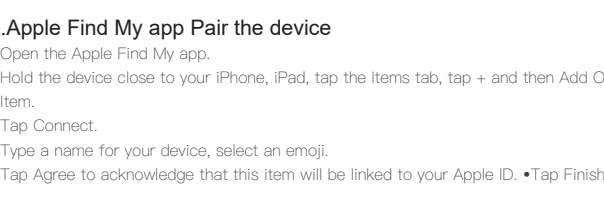
Specification	
Model	TTFM-S0
Size	37 x 37x 9mm
Weight	9g
Battery	CR2032 (Replaceable)
Voltage	DC 3V
Current	<5uA(Standby) / <10mA(Max)
Wireless	BLE 5.1
Wireless range	>40m(Line-of-sight)
Buzzer	Built-in >75db (in 10cm)
Temperature range	- 5°C ~ 45°C (23°F ~ 113°F)
Humidity range	<95%(Non-condensing)

Quick instructions


1. Turn on the device and pair



2.Apple Find My app Pair the device



3.Tuya Smart Life app Pair the device



2. Re-pairing the device

3. Factory Reset

FAQ:

1. When can the device be located?

2. How is the device designed to discourage unwanted tracking?

Instructions for device button

1. Pairing state

3. How is my privacy protected?

4. How to replace the battery?

5. What is the Find My network? And how does it work?

6. Serial number lookup


7. Disable the Apple Find My network

Important tips:

After installing the battery, long press the button for 3 seconds, the device will beep, the device will enter the pairing state.

ATag

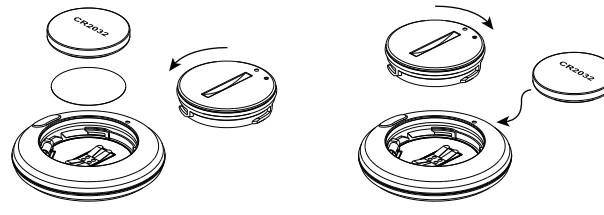
Manual



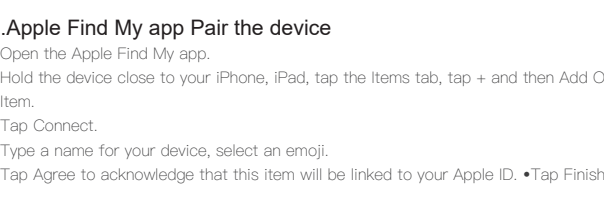
Specification	
Model	TTFM-S0
Size	37 x 37x 9mm
Weight	9g
Battery	CR2032 (Replaceable)
Voltage	DC 3V
Current	<5uA(Standby) / <10mA(Max)
Wireless	BLE 5.1
Wireless range	>40m(Line-of-sight)
Buzzer	Built-in >75db (in 10cm)
Temperature range	- 5°C ~ 45°C (23°F ~ 113°F)
Humidity range	<95%(Non-condensing)

Quick instructions


1. Turn on the device and pair



2.Apple Find My app Pair the device



3.Tuya Smart Life app Pair the device



2. Re-pairing the device

3. Factory Reset

FAQ:

1. When can the device be located?

2. How is the device designed to discourage unwanted tracking?

Instructions for device button

1. Pairing state

3. How is my privacy protected?

4. How to replace the battery?

5. What is the Find My network? And how does it work?

6. Serial number lookup


7. Disable the Apple Find My network

Important tips:

After installing the battery, long press the button for 3 seconds, the device will beep, the device will enter the pairing state.

ATag

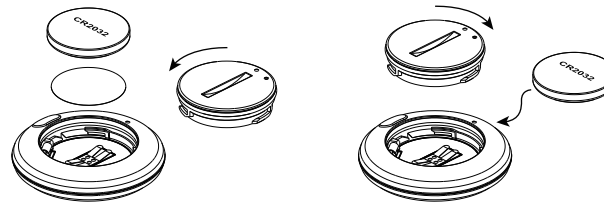
Manual



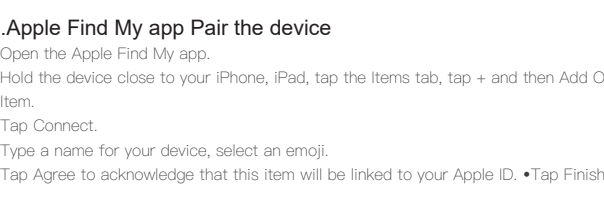
Specification	
Model	TTFM-S0
Size	37 x 37x 9mm
Weight	9g
Battery	CR2032 (Replaceable)
Voltage	DC 3V
Current	<5uA(Standby) / <10mA(Max)
Wireless	BLE 5.1
Wireless range	>40m(Line-of-sight)
Buzzer	Built-in >75db (in 10cm)
Temperature range	- 5°C ~ 45°C (23°F ~ 113°F)
Humidity range	<95%(Non-condensing)

Quick instructions


1. Turn on the device and pair



2.Apple Find My app Pair the device



3.Tuya Smart Life app Pair the device



2. Re-pairing the device

3. Factory Reset

FAQ:

1. When can the device be located?

2. How is the device designed to discourage unwanted tracking?

Instructions for device button

1. Pairing state

3. How is my privacy protected?

4. How to replace the battery?

5. What is the Find My network? And how does it work?

6. Serial number lookup


7. Disable the Apple Find My network

Important tips:

After installing the battery, long press the button for 3 seconds, the device will beep, the device will enter the pairing state.

ATag

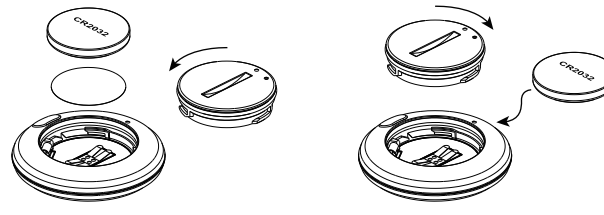
Manual



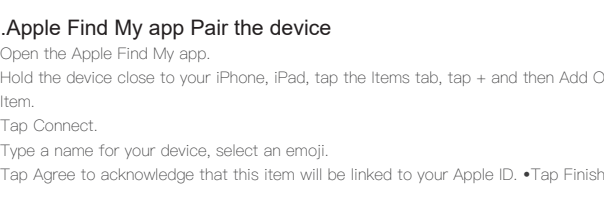
Specification	
Model	TTFM-S0
Size	37 x 37x 9mm
Weight	9g
Battery	CR2032 (Replaceable)
Voltage	DC 3V
Current	<5uA(Standby) / <10mA(Max)
Wireless	BLE 5.1
Wireless range	>40m(Line-of-sight)
Buzzer	Built-in >75db (in 10cm)
Temperature range	- 5°C ~ 45°C (23°F ~ 113°F)
Humidity range	<95%(Non-condensing)

Quick instructions


1. Turn on the device and pair



2.Apple Find My app Pair the device



3.Tuya Smart Life app Pair the device



2. Re-pairing the device

3. Factory Reset

FAQ:

1. When can the device be located?

2. How is the device designed to discourage unwanted tracking?

Instructions for device button

1. Pairing state

3. How is my privacy protected?

4. How to replace the battery?

5. What is the Find My network? And how does it work?

6. Serial number lookup


7. Disable the Apple Find My network

Important tips:

After installing the battery, long press the button for 3 seconds, the device will beep, the device will enter the pairing state.

ATag

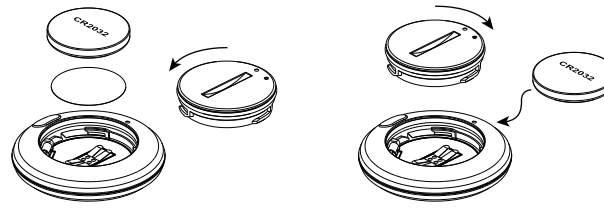
Manual



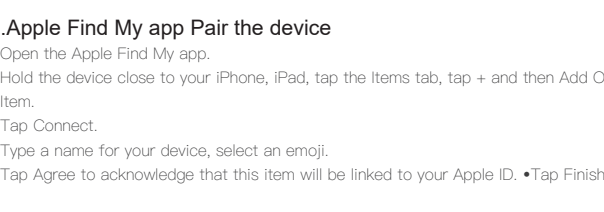
Specification	
Model	TTFM-S0
Size	37 x 37x 9mm
Weight	9g
Battery	CR2032 (Replaceable)
Voltage	DC 3V
Current	<5uA(Standby) / <10mA(Max)
Wireless	BLE 5.1
Wireless range	>40m(Line-of-sight)
Buzzer	Built-in >75db (in 10cm)
Temperature range	- 5°C ~ 45°C (23°F ~ 113°F)
Humidity range	<95%(Non-condensing)

Quick instructions


1. Turn on the device and pair



2.Apple Find My app Pair the device



3.Tuya Smart Life app Pair the device



2. Re-pairing the device

3. Factory Reset

FAQ:

1. When can the device be located?

2. How is the device designed to discourage unwanted tracking?

Instructions for device button

1. Pairing state

3. How is my privacy protected?

4. How to replace the battery?

5. What is the Find My network? And how does it work?

6. Serial number lookup


7. Disable the Apple Find My network

Important tips:

After installing the battery, long press the button for 3 seconds, the device will beep, the device will enter the pairing state.

ATag

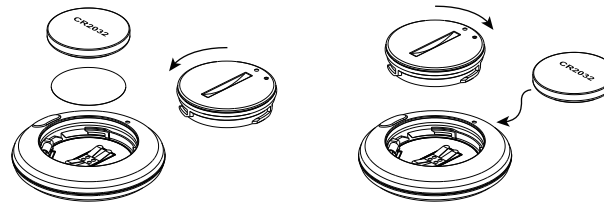
Manual



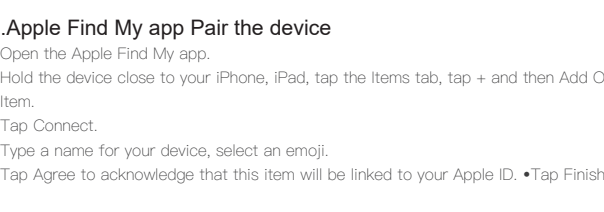
Specification	
Model	TTFM-S0
Size	37 x 37x 9mm
Weight	9g
Battery	CR2032 (Replaceable)
Voltage	DC 3V
Current	<5uA(Standby) / <10mA(Max)
Wireless	BLE 5.1
Wireless range	>40m(Line-of-sight)
Buzzer	Built-in >75db (in 10cm)
Temperature range	- 5°C ~ 45°C (23°F ~ 113°F)
Humidity range	<95%(Non-condensing)

Quick instructions


1. Turn on the device and pair



2.Apple Find My app Pair the device



3.Tuya Smart Life app Pair the device



2. Re-pairing the device

3. Factory Reset

FAQ:

1. When can the device be located?

2. How is the device designed to discourage unwanted tracking?

Instructions for device button

1. Pairing state

3. How is my privacy protected?

4. How to replace the battery?

5. What is the Find My network? And how does it work?

6. Serial number lookup


7. Disable the Apple Find My network

Important tips:

After installing the battery, long press the button for 3 seconds, the device will beep, the device will enter the pairing state.

ATag

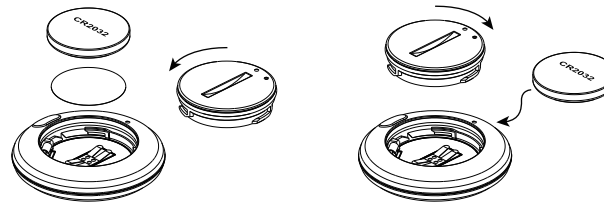
Manual



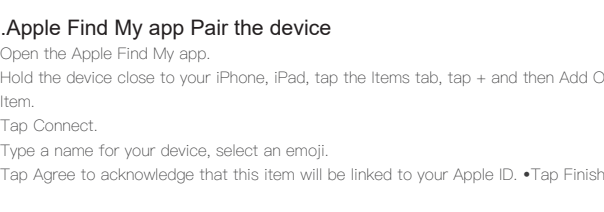
Specification	
Model	TTFM-S0
Size	37 x 37x 9mm
Weight	9g
Battery	CR2032 (Replaceable)
Voltage	DC 3V
Current	<5uA(Standby) / <10mA(Max)
Wireless	BLE 5.1
Wireless range	>40m(Line-of-sight)
Buzzer	Built-in >75db (in 10cm)
Temperature range	- 5°C ~ 45°C (23°F ~ 113°F)
Humidity range	<95%(Non-condensing)

Quick instructions


1. Turn on the device and pair



2.Apple Find My app Pair the device



3.Tuya Smart Life app Pair the device



2. Re-pairing the device

3. Factory Reset

FAQ:

1. When can the device be located?

2. How is the device designed to discourage unwanted tracking?

Instructions for device button

1. Pairing state

3. How is my privacy protected?

4. How to replace the battery?

5. What is the Find My network? And how does it work?

6. Serial number lookup


7. Disable the Apple Find My network

Important tips:

After installing the battery, long press the button for 3 seconds, the device will beep, the device will enter the pairing state.

ATag

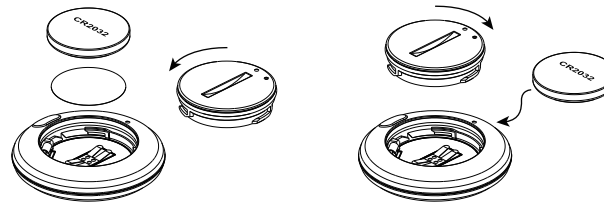
Manual



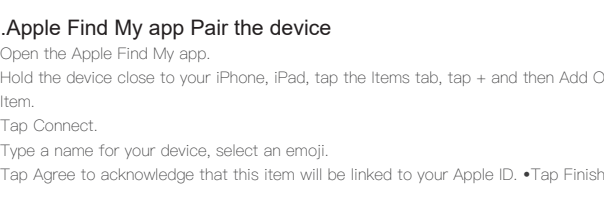
Specification	
Model	TTFM-S0
Size	37 x 37x 9mm
Weight	9g
Battery	CR2032 (Replaceable)
Voltage	DC 3V
Current	<5uA(Standby) / <10mA(Max)
Wireless	BLE 5.1
Wireless range	>40m(Line-of-sight)
Buzzer	Built-in >75db (in 10cm)
Temperature range	- 5°C ~ 45°C (23°F ~ 113°F)
Humidity range	<95%(Non-condensing)

Quick instructions


1. Turn on the device and pair



2.Apple Find My app Pair the device



3.Tuya Smart Life app Pair the device



2. Re-pairing the device

3. Factory Reset

FAQ:

1. When can the device be located?

2. How is the device designed to discourage unwanted tracking?

Instructions for device button

1. Pairing state

3. How is my privacy protected?

4. How to replace the battery?

5. What is the Find My network? And how does it work?

6. Serial number lookup


7. Disable the Apple Find My network

Important tips:

After installing the battery, long press the button for 3 seconds, the device will beep, the device will enter the pairing state.

ATag

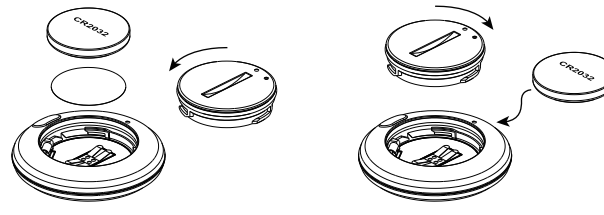
Manual



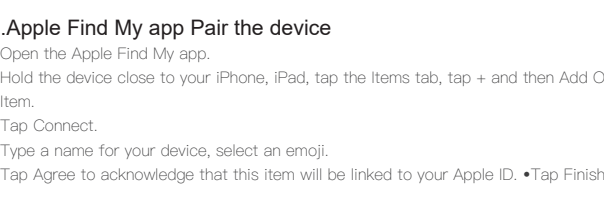
Specification	
Model	TTFM-S0
Size	37 x 37x 9mm
Weight	9g
Battery	CR2032 (Replaceable)
Voltage	DC 3V
Current	<5uA(Standby) / <10mA(Max)
Wireless	BLE 5.1
Wireless range	>40m(Line-of-sight)
Buzzer	Built-in >75db (in 10cm)
Temperature range	- 5°C ~ 45°C (23°F ~ 113°F)
Humidity range	<95%(Non-condensing)

Quick instructions


1. Turn on the device and pair



2.Apple Find My app Pair the device



3.Tuya Smart Life app Pair the device



2. Re-pairing the device

3. Factory Reset

FAQ:

1. When can the device be located?

2. How is the device designed to discourage unwanted tracking?

Instructions for device button

1. Pairing state

3. How is my privacy protected?

4. How to replace the battery?

5. What is the Find My network? And how does it work?

6. Serial number lookup


7. Disable the Apple Find My network

Important tips:

After installing the battery, long press the button for 3 seconds, the device will beep, the device will enter the pairing state.

ATag

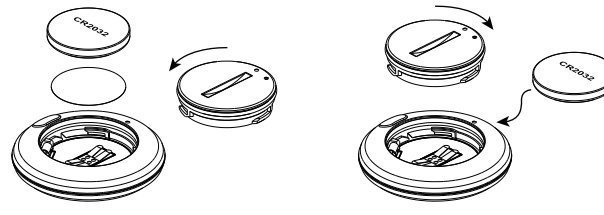
Manual



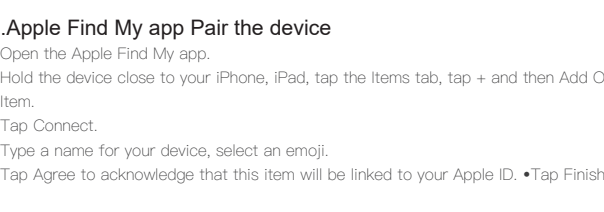
Specification	
Model	TTFM-S0
Size	37 x 37x 9mm
Weight	9g
Battery	CR2032 (Replaceable)
Voltage	DC 3V
Current	<5uA(Standby) / <10mA(Max)
Wireless	BLE 5.1
Wireless range	>40m(Line-of-sight)
Buzzer	Built-in >75db (in 10cm)
Temperature range	- 5°C ~ 45°C (23°F ~ 113°F)
Humidity range	<95%(Non-condensing)

Quick instructions


1. Turn on the device and pair



2.Apple Find My app Pair the device



3.Tuya Smart Life app Pair the device



2. Re-pairing the device

3. Factory Reset

FAQ:

1. When can the device be located?

2. How is the device designed to discourage unwanted tracking?

Instructions for device button

1. Pairing state

3. How is my privacy protected?

4. How to replace the battery?

5. What is the Find My network? And how does it work?

6. Serial number lookup


7. Disable the Apple Find My network

Important tips:

After installing the battery, long press the button for 3 seconds, the device will beep, the device will enter the pairing state.

ATag

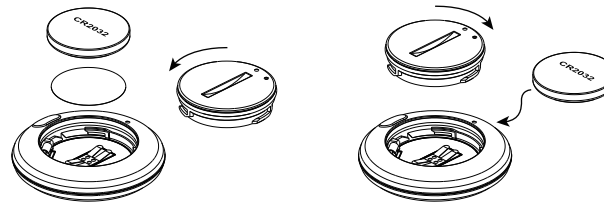
Manual



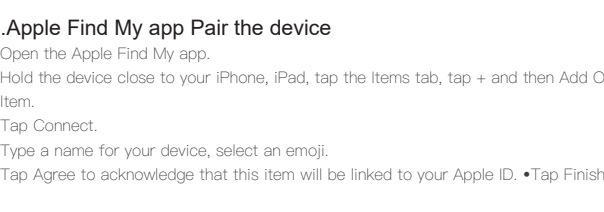
Specification	
Model	TTFM-S0
Size	37 x 37x 9mm
Weight	9g
Battery	CR2032 (Replaceable)
Voltage	DC 3V
Current	<5uA(Standby) / <10mA(Max)
Wireless	BLE 5.1
Wireless range	>40m(Line-of-sight)
Buzzer	Built-in >75db (in 10cm)
Temperature range	- 5°C ~ 45°C (23°F ~ 113°F)
Humidity range	<95%(Non-condensing)

Quick instructions


1. Turn on the device and pair



2.Apple Find My app Pair the device



3.Tuya Smart Life app Pair the device



2. Re-pairing the device

3. Factory Reset

FAQ:

1. When can the device be located?

2. How is the device designed to discourage unwanted tracking?

Instructions for device button

1. Pairing state

3. How is my privacy protected?

4. How to replace the battery?

5. What is the Find My network? And how does it work?

6. Serial number lookup


7. Disable the Apple Find My network

Important tips:

After installing the battery, long press the button for 3 seconds, the device will beep, the device will enter the pairing state.

ATag

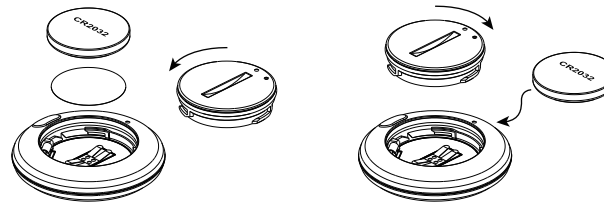
Manual



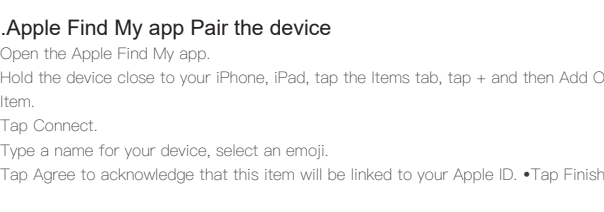
Specification	
Model	TTFM-S0
Size	37 x 37x 9mm
Weight	9g
Battery	CR2032 (Replaceable)
Voltage	DC 3V
Current	<5uA(Standby) / <10mA(Max)
Wireless	BLE 5.1
Wireless range	>40m(Line-of-sight)
Buzzer	Built-in >75db (in 10cm)
Temperature range	- 5°C ~ 45°C (23°F ~ 113°F)
Humidity range	<95%(Non-condensing)

Quick instructions


1. Turn on the device and pair



2.Apple Find My app Pair the device



3.Tuya Smart Life app Pair the device



2. Re-pairing the device

3. Factory Reset

FAQ:

1. When can the device be located?

2. How is the device designed to discourage unwanted tracking?

Instructions for device button

1. Pairing state

3. How is my privacy protected?

4. How to replace the battery?

5. What is the Find My network? And how does it work?

6. Serial number lookup


7. Disable the Apple Find My network

Important tips:

After installing the battery, long press the button for 3 seconds, the device will beep, the device will enter the pairing state.

ATag

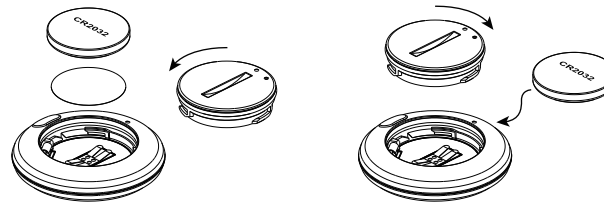
Manual



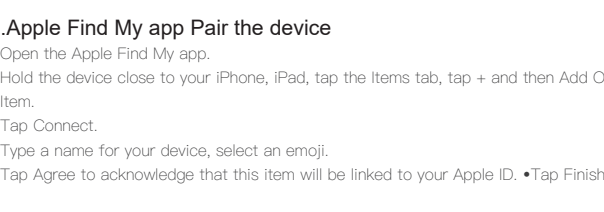
Specification	
Model	TTFM-S0
Size	37 x 37x 9mm
Weight	9g
Battery	CR2032 (Replaceable)
Voltage	DC 3V
Current	<5uA(Standby) / <10mA(Max)
Wireless	BLE 5.1
Wireless range	>40m(Line-of-sight)
Buzzer	Built-in >75db (in 10cm)
Temperature range	- 5°C ~ 45°C (23°F ~ 113°F)
Humidity range	<95%(Non-condensing)

Quick instructions


1. Turn on the device and pair



2.Apple Find My app Pair the device



3.Tuya Smart Life app Pair the device



2. Re-pairing the device

3. Factory Reset

FAQ:

1. When can the device be located?

2. How is the device designed to discourage unwanted tracking?

Instructions for device button

1. Pairing state

3. How is my privacy protected?

4. How to replace the battery?

5. What is the Find My network? And how does it work?

6. Serial number lookup


7. Disable the Apple Find My network

Important tips:

After installing the battery, long press the button for 3 seconds, the device will beep, the device will enter the pairing state.

ATag

Manual



Specification	
Model	TTFM-S0
Size	37 x 37