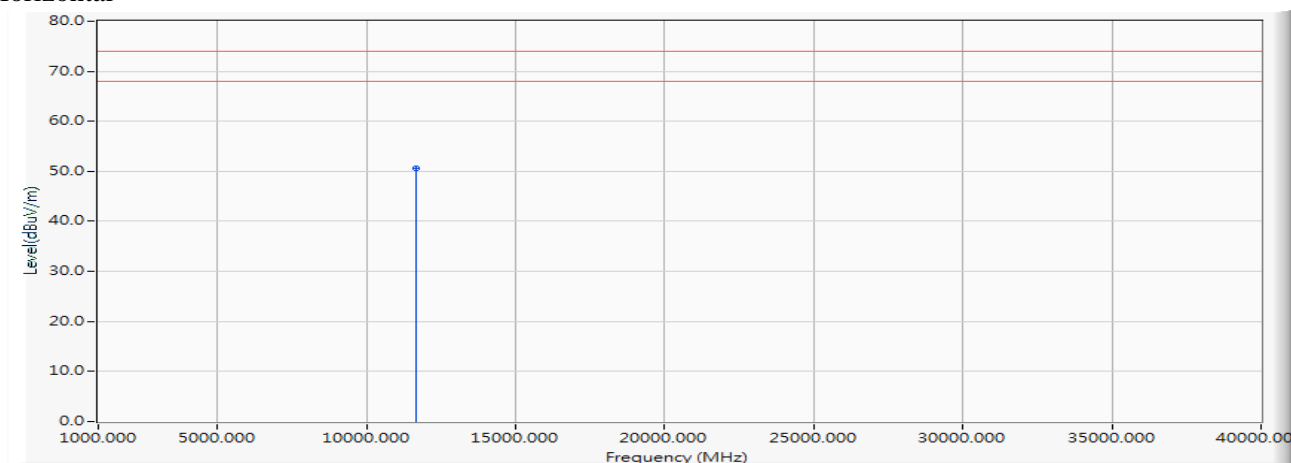


Product : Wireless/ Wired X-Ray Flat Panel Detectors  
 Test Item : Harmonic Radiated Emission Data  
 Test Date : 2019/10/03  
 Test Mode : Mode 2 SISO B: Transmit (802.11n-20BW\_7.2Mbps) (5825MHz)

## Horizontal



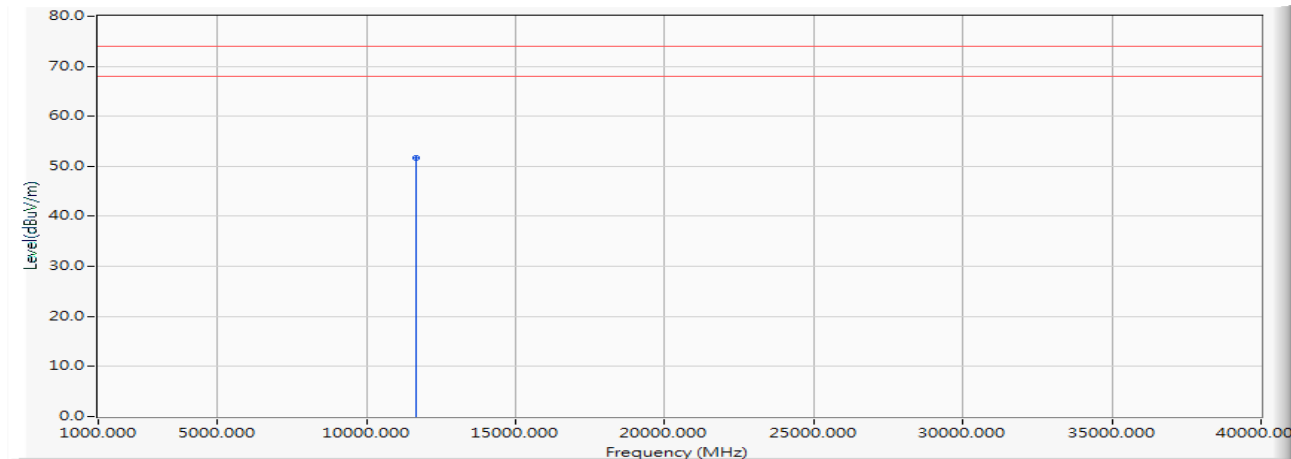
		Frequency (MHz)	Correct Factor (dB)	Reading Level (dBuV)	Measure Level (dBuV/m)	Margin (dB)	Limit (dBuV/m)	Detector Type
1	*	11650.000	14.096	36.495	50.591	-23.409	74.000	PEAK

## Note:

1. All Readings below 1GHz are Quasi-Peak, above 1GHz are performed with peak and/or average measurements as necessary.
2. Measurement Level = Reading Level + Correct Factor.
3. Correct Factor = Antenna factor + Cable loss – Amplifier gain.
4. The average measurement was not performed when the peak measured data under the limit of average detection.
5. The emission levels of other frequencies are very lower than the limit and not show in test report.

Product : Wireless/ Wired X-Ray Flat Panel Detectors  
 Test Item : Harmonic Radiated Emission Data  
 Test Date : 2019/10/03  
 Test Mode : Mode 2 SISO B: Transmit (802.11n-20BW\_7.2Mbps) (5825MHz)

Vertical



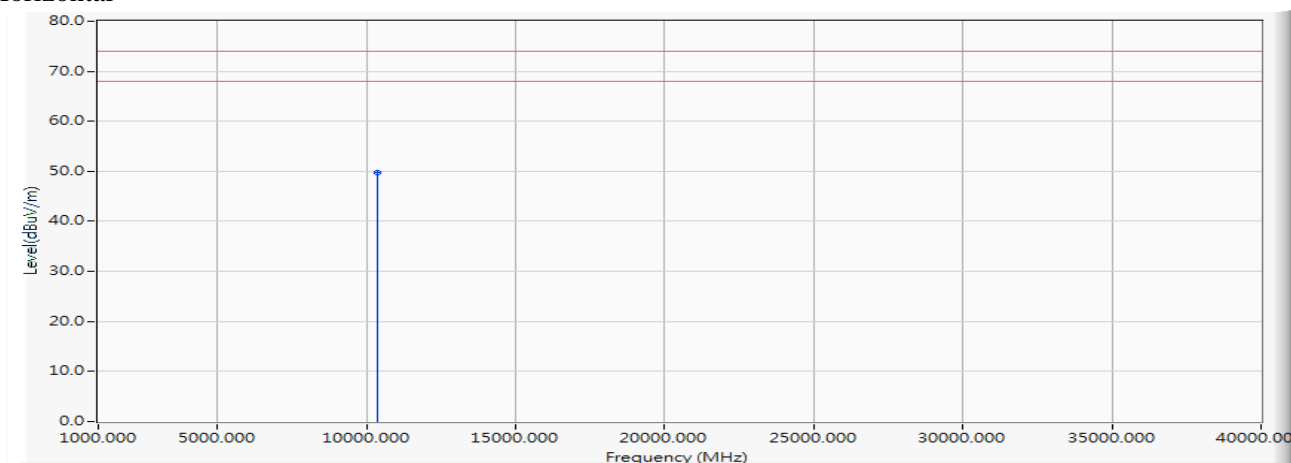
		Frequency (MHz)	Correct Factor (dB)	Reading Level (dBuV)	Measure Level (dBuV/m)	Margin (dB)	Limit (dBuV/m)	Detector Type
1	*	11650.000	14.096	37.496	51.592	-22.408	74.000	PEAK

Note:

1. All Readings below 1GHz are Quasi-Peak, above 1GHz are performed with peak and/or average measurements as necessary.
2. Measurement Level = Reading Level + Correct Factor.
3. Correct Factor = Antenna factor + Cable loss – Amplifier gain.
4. The average measurement was not performed when the peak measured data under the limit of average detection.
5. The emission levels of other frequencies are very lower than the limit and not show in test report.

Product : Wireless/ Wired X-Ray Flat Panel Detectors  
 Test Item : Harmonic Radiated Emission Data  
 Test Date : 2019/10/03  
 Test Mode : Mode 2 SISO B: Transmit (802.11n-40BW\_15Mbps) (5190MHz)

## Horizontal



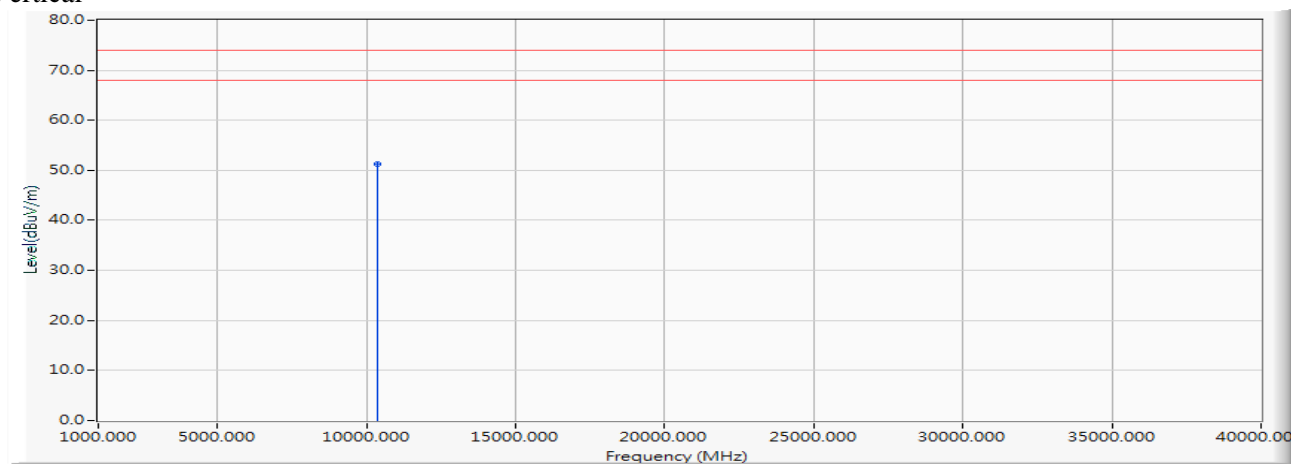
		Frequency (MHz)	Correct Factor (dB)	Reading Level (dBuV)	Measure Level (dBuV/m)	Margin (dB)	Limit (dBuV/m)	Detector Type
1	*	10380.000	13.352	36.491	49.843	-24.157	74.000	PEAK

## Note:

1. All Readings below 1GHz are Quasi-Peak, above 1GHz are performed with peak and/or average measurements as necessary.
2. Measurement Level = Reading Level + Correct Factor.
3. Correct Factor = Antenna factor + Cable loss – Amplifier gain.
4. The average measurement was not performed when the peak measured data under the limit of average detection.
5. The emission levels of other frequencies are very lower than the limit and not show in test report.

Product : Wireless/ Wired X-Ray Flat Panel Detectors  
 Test Item : Harmonic Radiated Emission Data  
 Test Date : 2019/10/03  
 Test Mode : Mode 2 SISO B: Transmit (802.11n-40BW\_15Mbps) (5190MHz)

## Vertical



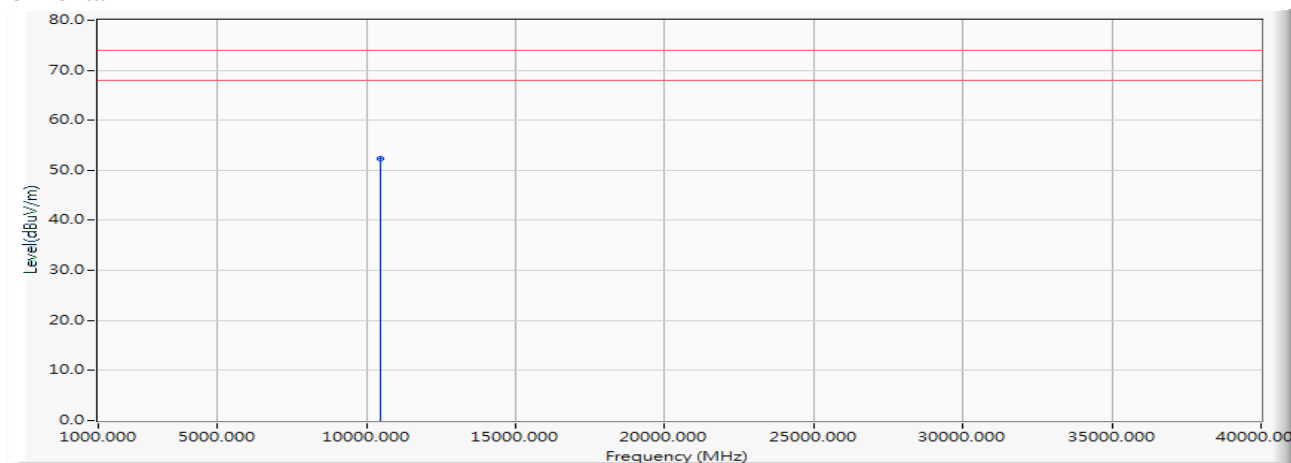
		Frequency (MHz)	Correct Factor (dB)	Reading Level (dBuV)	Measure Level (dBuV/m)	Margin (dB)	Limit (dBuV/m)	Detector Type
1	*	10380.000	13.352	37.861	51.213	-22.787	74.000	PEAK

## Note:

1. All Readings below 1GHz are Quasi-Peak, above 1GHz are performed with peak and/or average measurements as necessary.
2. Measurement Level = Reading Level + Correct Factor.
3. Correct Factor = Antenna factor + Cable loss – Amplifier gain.
4. The average measurement was not performed when the peak measured data under the limit of average detection.
5. The emission levels of other frequencies are very lower than the limit and not show in test report.

Product : Wireless/ Wired X-Ray Flat Panel Detectors  
 Test Item : Harmonic Radiated Emission Data  
 Test Date : 2019/10/03  
 Test Mode : Mode 2 SISO B: Transmit (802.11n-40BW\_15Mbps) (5230MHz)

## Horizontal



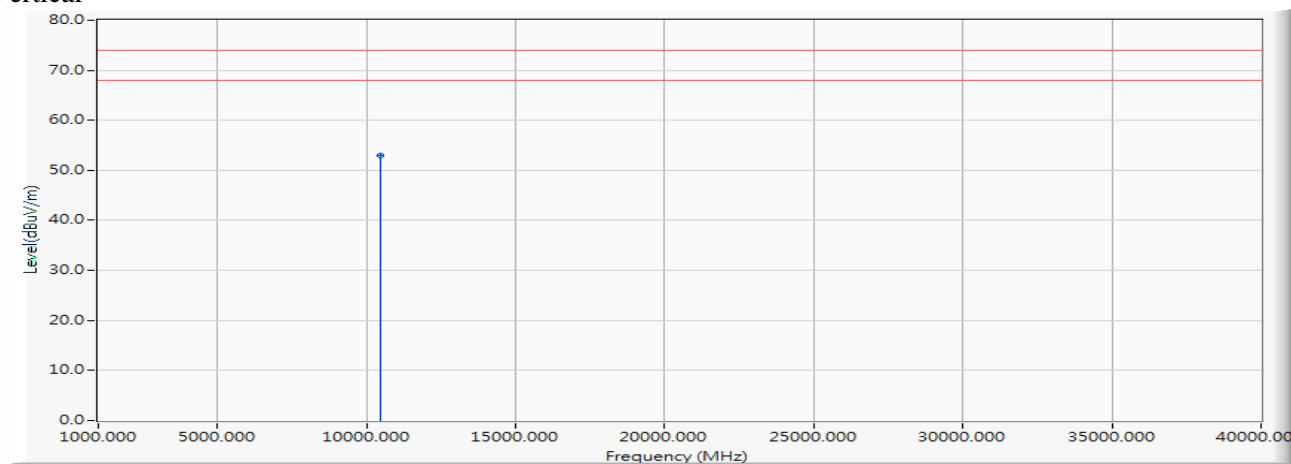
		Frequency (MHz)	Correct Factor (dB)	Reading Level (dBuV)	Measure Level (dBuV/m)	Margin (dB)	Limit (dBuV/m)	Detector Type
1	*	10460.000	13.192	39.157	52.349	-21.651	74.000	PEAK

## Note:

1. All Readings below 1GHz are Quasi-Peak, above 1GHz are performed with peak and/or average measurements as necessary.
2. Measurement Level = Reading Level + Correct Factor.
3. Correct Factor = Antenna factor + Cable loss – Amplifier gain.
4. The average measurement was not performed when the peak measured data under the limit of average detection.
5. The emission levels of other frequencies are very lower than the limit and not show in test report.

Product : Wireless/ Wired X-Ray Flat Panel Detectors  
 Test Item : Harmonic Radiated Emission Data  
 Test Date : 2019/10/03  
 Test Mode : Mode 2 SISO B: Transmit (802.11n-40BW\_15Mbps) (5230MHz)

## Vertical



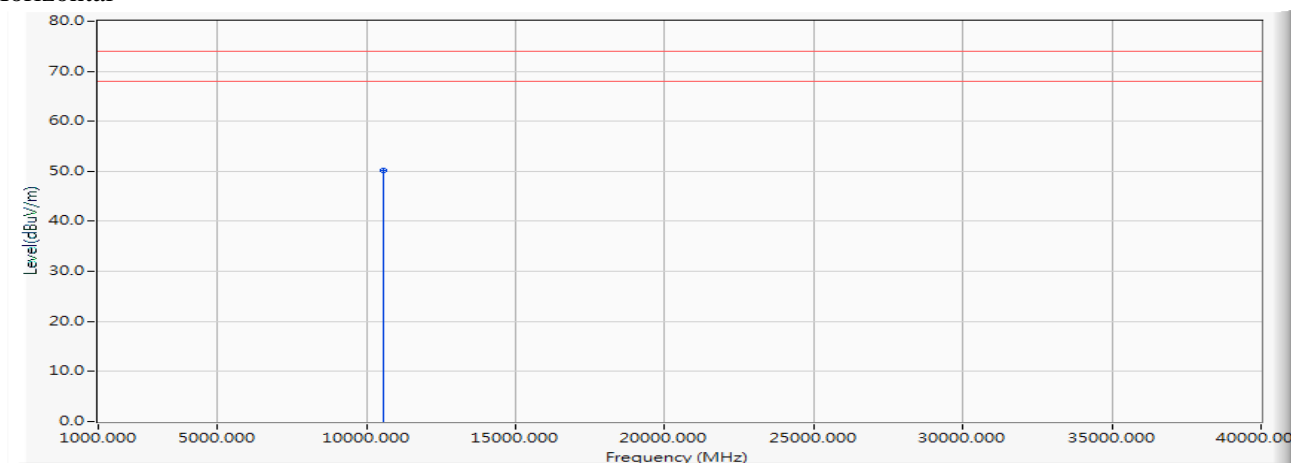
		Frequency (MHz)	Correct Factor (dB)	Reading Level (dBuV)	Measure Level (dBuV/m)	Margin (dB)	Limit (dBuV/m)	Detector Type
1	*	10460.000	13.192	39.872	53.064	-20.936	74.000	PEAK

## Note:

1. All Readings below 1GHz are Quasi-Peak, above 1GHz are performed with peak and/or average measurements as necessary.
2. Measurement Level = Reading Level + Correct Factor.
3. Correct Factor = Antenna factor + Cable loss – Amplifier gain.
4. The average measurement was not performed when the peak measured data under the limit of average detection.
5. The emission levels of other frequencies are very lower than the limit and not show in test report.

Product : Wireless/ Wired X-Ray Flat Panel Detectors  
 Test Item : Harmonic Radiated Emission Data  
 Test Date : 2019/10/03  
 Test Mode : Mode 2 SISO B: Transmit (802.11n-40BW\_15Mbps) (5270MHz)

## Horizontal



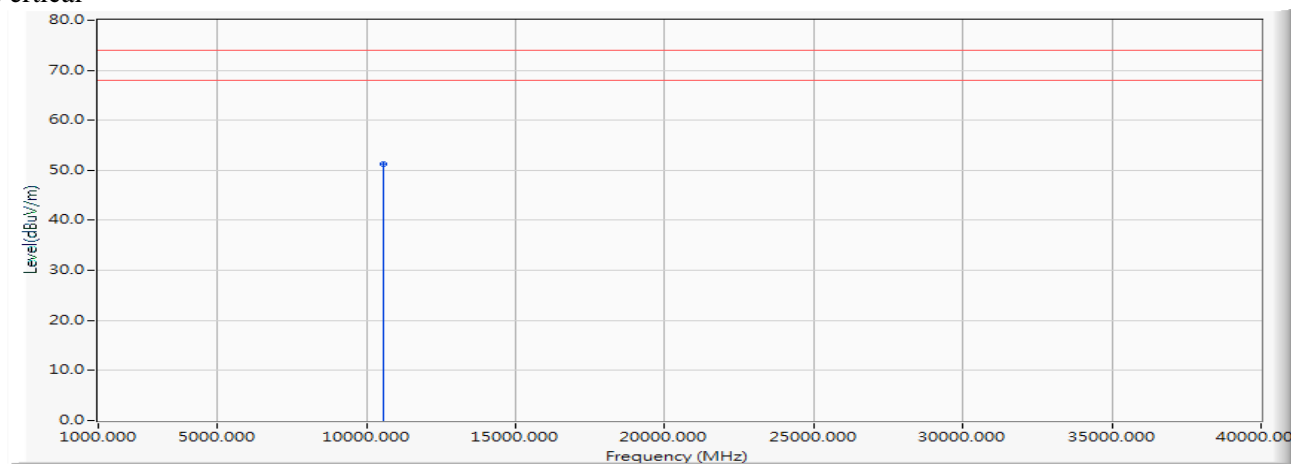
		Frequency (MHz)	Correct Factor (dB)	Reading Level (dBuV)	Measure Level (dBuV/m)	Margin (dB)	Limit (dBuV/m)	Detector Type
1	*	10540.000	13.111	37.021	50.133	-23.867	74.000	PEAK

## Note:

1. All Readings below 1GHz are Quasi-Peak, above 1GHz are performed with peak and/or average measurements as necessary.
2. Measurement Level = Reading Level + Correct Factor.
3. Correct Factor = Antenna factor + Cable loss – Amplifier gain.
4. The average measurement was not performed when the peak measured data under the limit of average detection.
5. The emission levels of other frequencies are very lower than the limit and not show in test report.

Product : Wireless/ Wired X-Ray Flat Panel Detectors  
 Test Item : Harmonic Radiated Emission Data  
 Test Date : 2019/10/03  
 Test Mode : Mode 2 SISO B: Transmit (802.11n-40BW\_15Mbps) (5270MHz)

## Vertical



		Frequency (MHz)	Correct Factor (dB)	Reading Level (dBuV)	Measure Level (dBuV/m)	Margin (dB)	Limit (dBuV/m)	Detector Type
1	*	10540.000	13.111	38.153	51.265	-22.735	74.000	PEAK

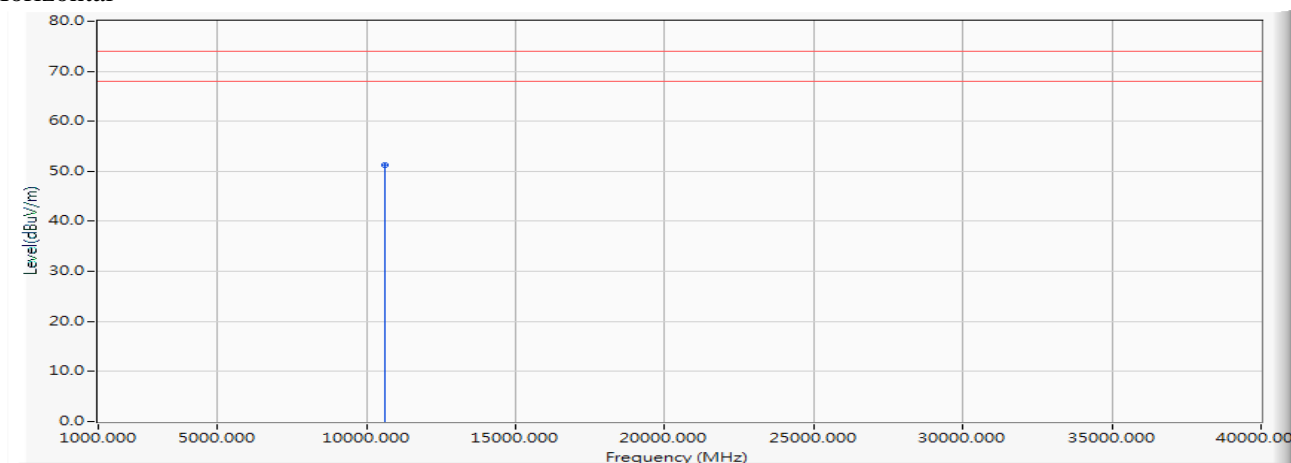
## Note:

1. All Readings below 1GHz are Quasi-Peak, above 1GHz are performed with peak and/or average measurements as necessary.
2. Measurement Level = Reading Level + Correct Factor.
3. Correct Factor = Antenna factor + Cable loss – Amplifier gain.
4. The average measurement was not performed when the peak measured data under the limit of average detection.
5. The emission levels of other frequencies are very lower than the limit and not show in test report.



Product : Wireless/ Wired X-Ray Flat Panel Detectors  
 Test Item : Harmonic Radiated Emission Data  
 Test Date : 2019/10/03  
 Test Mode : Mode 2 SISO B: Transmit (802.11n-40BW\_15Mbps) (5310MHz)

## Horizontal



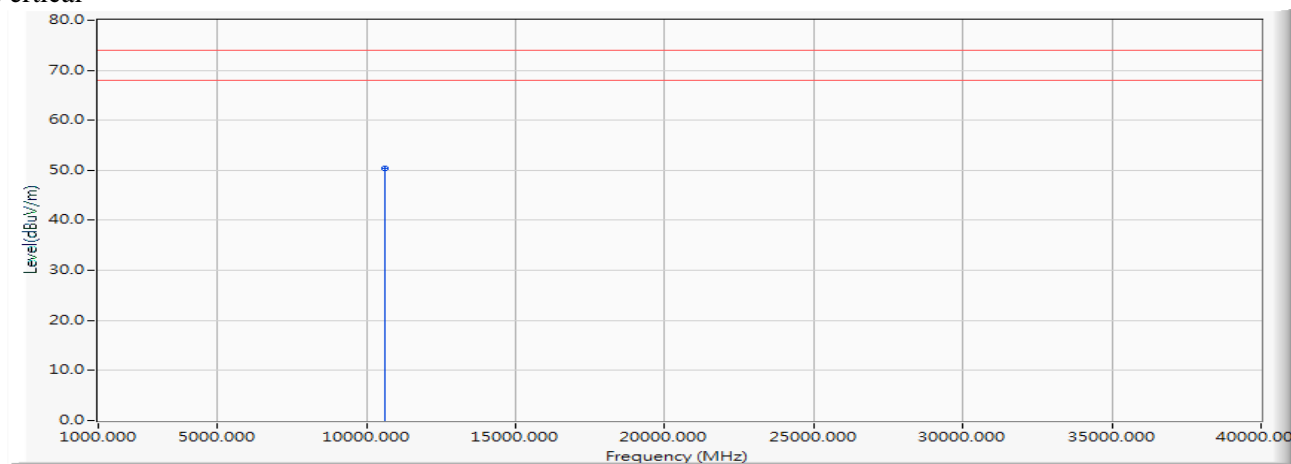
		Frequency (MHz)	Correct Factor (dB)	Reading Level (dBuV)	Measure Level (dBuV/m)	Margin (dB)	Limit (dBuV/m)	Detector Type
1	*	10620.000	13.126	38.137	51.264	-22.736	74.000	PEAK

## Note:

1. All Readings below 1GHz are Quasi-Peak, above 1GHz are performed with peak and/or average measurements as necessary.
2. Measurement Level = Reading Level + Correct Factor.
3. Correct Factor = Antenna factor + Cable loss – Amplifier gain.
4. The average measurement was not performed when the peak measured data under the limit of average detection.
5. The emission levels of other frequencies are very lower than the limit and not show in test report.

Product : Wireless/ Wired X-Ray Flat Panel Detectors  
 Test Item : Harmonic Radiated Emission Data  
 Test Date : 2019/10/03  
 Test Mode : Mode 2 SISO B: Transmit (802.11n-40BW\_15Mbps) (5310MHz)

## Vertical



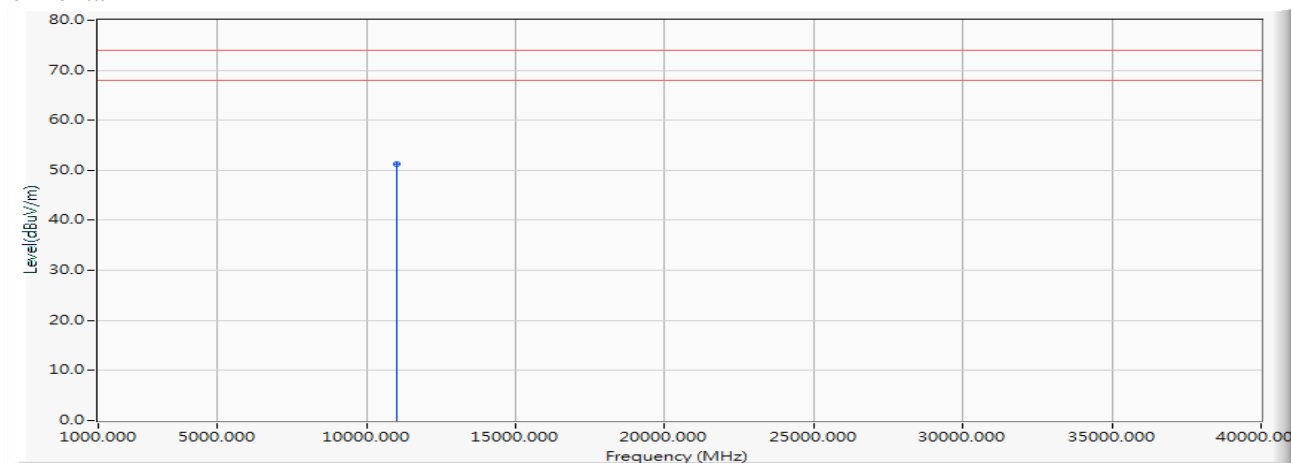
		Frequency (MHz)	Correct Factor (dB)	Reading Level (dBuV)	Measure Level (dBuV/m)	Margin (dB)	Limit (dBuV/m)	Detector Type
1	*	10620.000	13.126	37.198	50.325	-23.675	74.000	PEAK

## Note:

1. All Readings below 1GHz are Quasi-Peak, above 1GHz are performed with peak and/or average measurements as necessary.
2. Measurement Level = Reading Level + Correct Factor.
3. Correct Factor = Antenna factor + Cable loss – Amplifier gain.
4. The average measurement was not performed when the peak measured data under the limit of average detection.
5. The emission levels of other frequencies are very lower than the limit and not show in test report.

Product : Wireless/ Wired X-Ray Flat Panel Detectors  
 Test Item : Harmonic Radiated Emission Data  
 Test Date : 2019/10/03  
 Test Mode : Mode 2 SISO B: Transmit (802.11n-40BW\_15Mbps) (5510MHz)

## Horizontal



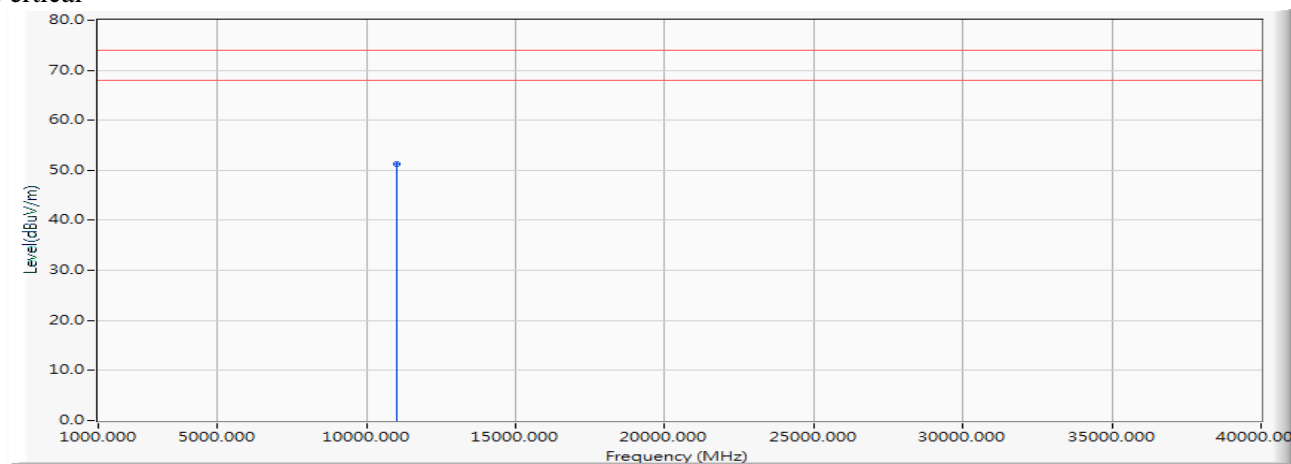
		Frequency (MHz)	Correct Factor (dB)	Reading Level (dBuV)	Measure Level (dBuV/m)	Margin (dB)	Limit (dBuV/m)	Detector Type
1	*	11020.000	13.756	37.472	51.227	-22.773	74.000	PEAK

## Note:

1. All Readings below 1GHz are Quasi-Peak, above 1GHz are performed with peak and/or average measurements as necessary.
2. Measurement Level = Reading Level + Correct Factor.
3. Correct Factor = Antenna factor + Cable loss – Amplifier gain.
4. The average measurement was not performed when the peak measured data under the limit of average detection.
5. The emission levels of other frequencies are very lower than the limit and not show in test report.

Product : Wireless/ Wired X-Ray Flat Panel Detectors  
 Test Item : Harmonic Radiated Emission Data  
 Test Date : 2019/10/03  
 Test Mode : Mode 2 SISO B: Transmit (802.11n-40BW\_15Mbps) (5510MHz)

## Vertical



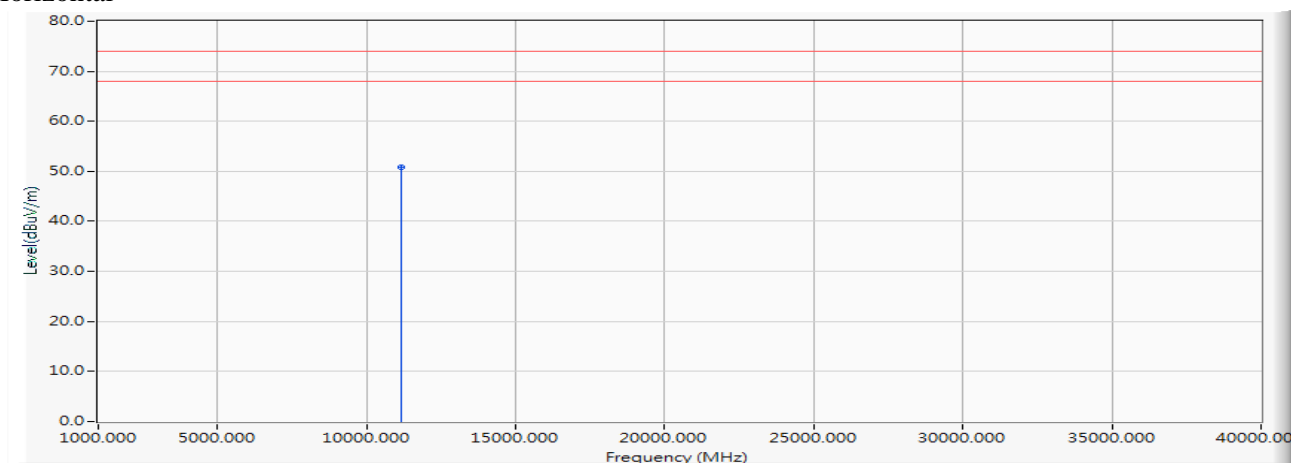
		Frequency (MHz)	Correct Factor (dB)	Reading Level (dBuV)	Measure Level (dBuV/m)	Margin (dB)	Limit (dBuV/m)	Detector Type
1	*	11020.000	13.756	37.484	51.239	-22.761	74.000	PEAK

## Note:

1. All Readings below 1GHz are Quasi-Peak, above 1GHz are performed with peak and/or average measurements as necessary.
2. Measurement Level = Reading Level + Correct Factor.
3. Correct Factor = Antenna factor + Cable loss – Amplifier gain.
4. The average measurement was not performed when the peak measured data under the limit of average detection.
5. The emission levels of other frequencies are very lower than the limit and not show in test report.

Product : Wireless/ Wired X-Ray Flat Panel Detectors  
 Test Item : Harmonic Radiated Emission Data  
 Test Date : 2019/10/03  
 Test Mode : Mode 2 SISO B: Transmit (802.11n-40BW\_15Mbps) (5590MHz)

## Horizontal



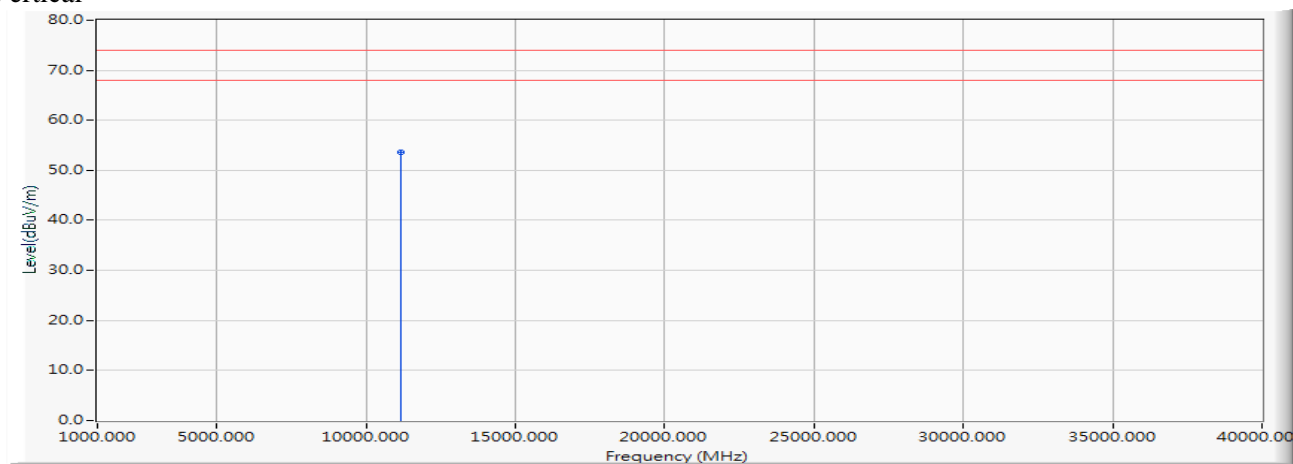
		Frequency (MHz)	Correct Factor (dB)	Reading Level (dBuV)	Measure Level (dBuV/m)	Margin (dB)	Limit (dBuV/m)	Detector Type
1	*	11180.000	14.522	36.294	50.816	-23.184	74.000	PEAK

## Note:

1. All Readings below 1GHz are Quasi-Peak, above 1GHz are performed with peak and/or average measurements as necessary.
2. Measurement Level = Reading Level + Correct Factor.
3. Correct Factor = Antenna factor + Cable loss – Amplifier gain.
4. The average measurement was not performed when the peak measured data under the limit of average detection.
5. The emission levels of other frequencies are very lower than the limit and not show in test report.

Product : Wireless/ Wired X-Ray Flat Panel Detectors  
 Test Item : Harmonic Radiated Emission Data  
 Test Date : 2019/10/03  
 Test Mode : Mode 2 SISO B: Transmit (802.11n-40BW\_15Mbps) (5590MHz)

## Vertical



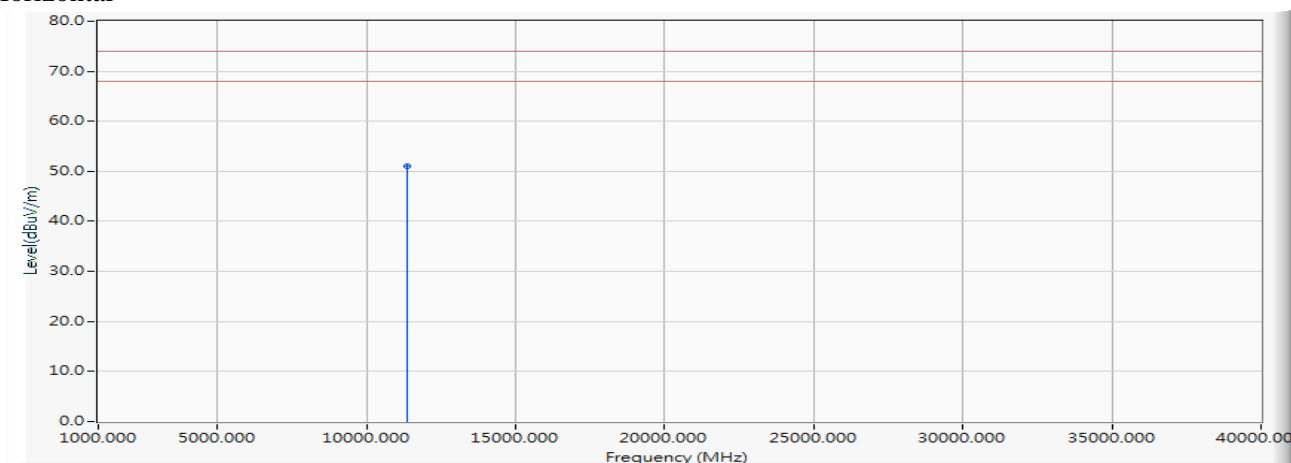
		Frequency (MHz)	Correct Factor (dB)	Reading Level (dBuV)	Measure Level (dBuV/m)	Margin (dB)	Limit (dBuV/m)	Detector Type
1	*	11180.000	14.522	39.098	53.620	-20.380	74.000	PEAK

## Note:

1. All Readings below 1GHz are Quasi-Peak, above 1GHz are performed with peak and/or average measurements as necessary.
2. Measurement Level = Reading Level + Correct Factor.
3. Correct Factor = Antenna factor + Cable loss – Amplifier gain.
4. The average measurement was not performed when the peak measured data under the limit of average detection.
5. The emission levels of other frequencies are very lower than the limit and not show in test report.

Product : Wireless/ Wired X-Ray Flat Panel Detectors  
 Test Item : Harmonic Radiated Emission Data  
 Test Date : 2019/10/03  
 Test Mode : Mode 2 SISO B: Transmit (802.11n-40BW\_15Mbps) (5670MHz)

## Horizontal



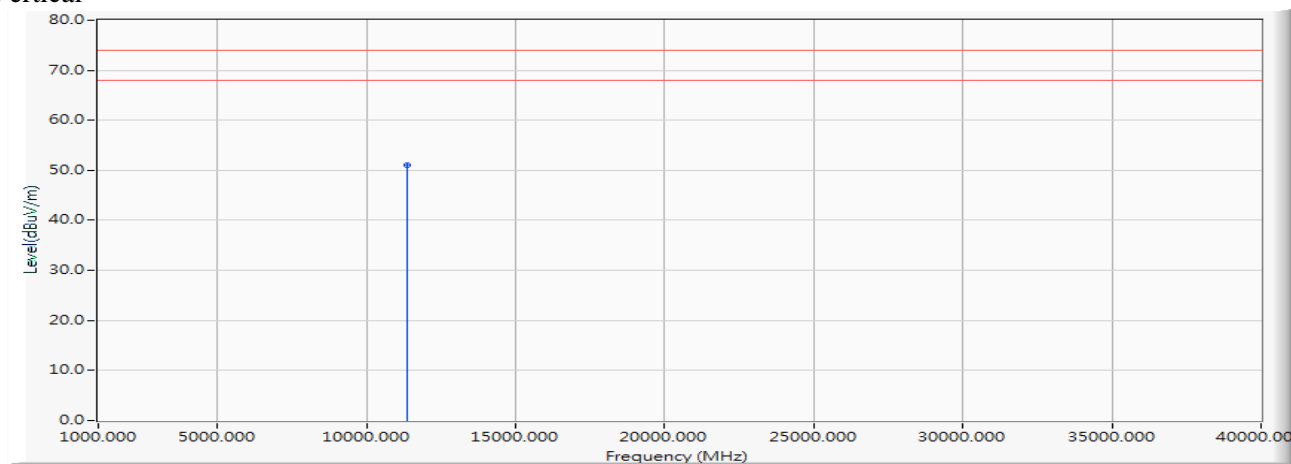
		Frequency (MHz)	Correct Factor (dB)	Reading Level (dBuV)	Measure Level (dBuV/m)	Margin (dB)	Limit (dBuV/m)	Detector Type
1	*	11340.000	14.967	36.132	51.099	-22.901	74.000	PEAK

## Note:

1. All Readings below 1GHz are Quasi-Peak, above 1GHz are performed with peak and/or average measurements as necessary.
2. Measurement Level = Reading Level + Correct Factor.
3. Correct Factor = Antenna factor + Cable loss – Amplifier gain.
4. The average measurement was not performed when the peak measured data under the limit of average detection.
5. The emission levels of other frequencies are very lower than the limit and not show in test report.

Product : Wireless/ Wired X-Ray Flat Panel Detectors  
 Test Item : Harmonic Radiated Emission Data  
 Test Date : 2019/10/03  
 Test Mode : Mode 2 SISO B: Transmit (802.11n-40BW\_15Mbps) (5670MHz)

## Vertical



		Frequency (MHz)	Correct Factor (dB)	Reading Level (dBuV)	Measure Level (dBuV/m)	Margin (dB)	Limit (dBuV/m)	Detector Type
1	*	11340.000	14.967	36.085	51.052	-22.948	74.000	PEAK

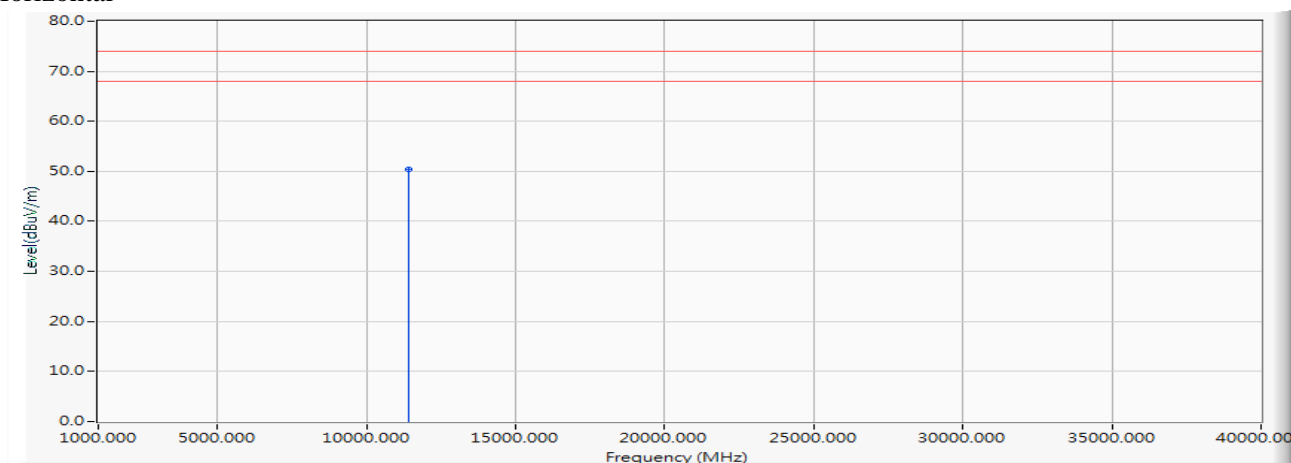
## Note:

1. All Readings below 1GHz are Quasi-Peak, above 1GHz are performed with peak and/or average measurements as necessary.
2. Measurement Level = Reading Level + Correct Factor.
3. Correct Factor = Antenna factor + Cable loss – Amplifier gain.
4. The average measurement was not performed when the peak measured data under the limit of average detection.
5. The emission levels of other frequencies are very lower than the limit and not show in test report.



Product : Wireless/ Wired X-Ray Flat Panel Detectors  
 Test Item : Harmonic Radiated Emission Data  
 Test Date : 2019/10/03  
 Test Mode : Mode 2 SISO B: Transmit (802.11n-40BW\_15Mbps) (5710MHz)

## Horizontal



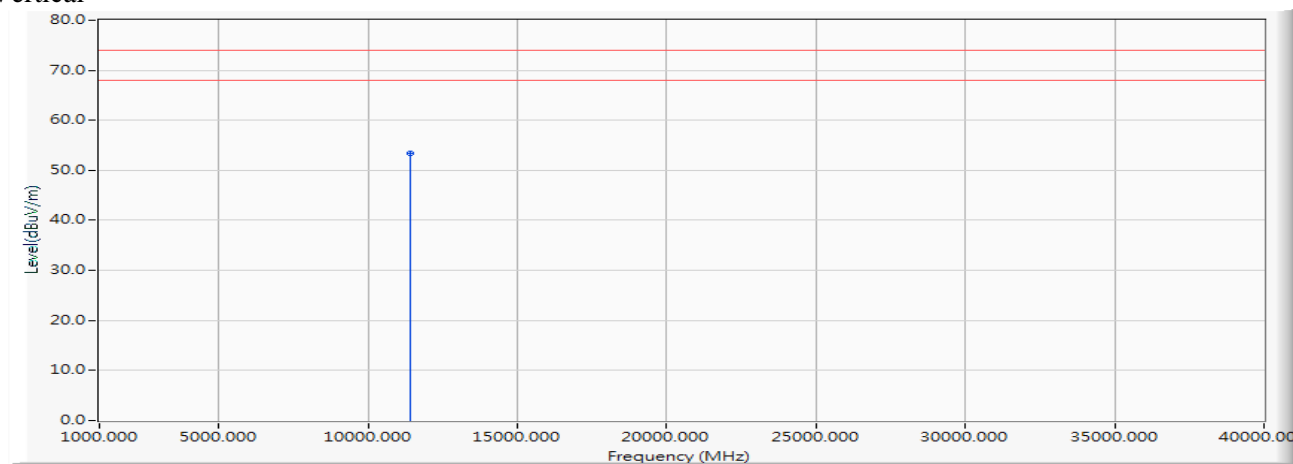
		Frequency (MHz)	Correct Factor (dB)	Reading Level (dBuV)	Measure Level (dBuV/m)	Margin (dB)	Limit (dBuV/m)	Detector Type
1	*	11420.000	15.126	35.249	50.375	-23.625	74.000	PEAK

## Note:

1. All Readings below 1GHz are Quasi-Peak, above 1GHz are performed with peak and/or average measurements as necessary.
2. Measurement Level = Reading Level + Correct Factor.
3. Correct Factor = Antenna factor + Cable loss – Amplifier gain.
4. The average measurement was not performed when the peak measured data under the limit of average detection.
5. The emission levels of other frequencies are very lower than the limit and not show in test report.

Product : Wireless/ Wired X-Ray Flat Panel Detectors  
 Test Item : Harmonic Radiated Emission Data  
 Test Date : 2019/10/03  
 Test Mode : Mode 2 SISO B: Transmit (802.11n-40BW\_15Mbps) (5710MHz)

## Vertical



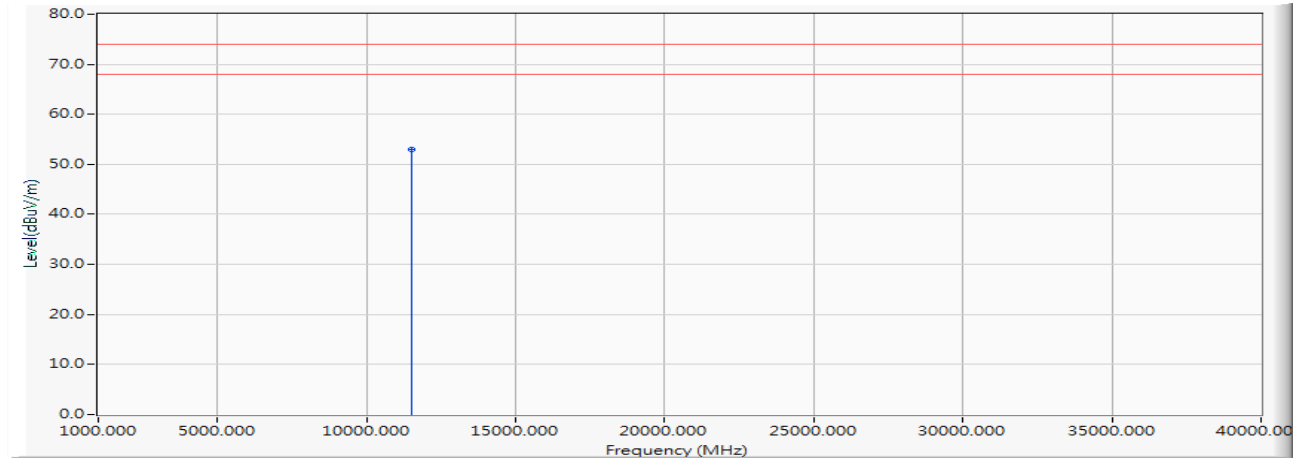
		Frequency (MHz)	Correct Factor (dB)	Reading Level (dBuV)	Measure Level (dBuV/m)	Margin (dB)	Limit (dBuV/m)	Detector Type
1	*	11420.000	15.126	38.248	53.374	-20.626	74.000	PEAK

## Note:

1. All Readings below 1GHz are Quasi-Peak, above 1GHz are performed with peak and/or average measurements as necessary.
2. Measurement Level = Reading Level + Correct Factor.
3. Correct Factor = Antenna factor + Cable loss – Amplifier gain.
4. The average measurement was not performed when the peak measured data under the limit of average detection.
5. The emission levels of other frequencies are very lower than the limit and not show in test report.

Product : Wireless/ Wired X-Ray Flat Panel Detectors  
 Test Item : Harmonic Radiated Emission Data  
 Test Date : 2019/10/03  
 Test Mode : Mode 2 SISO B: Transmit (802.11n-40BW\_15Mbps) (5755MHz)

## Horizontal



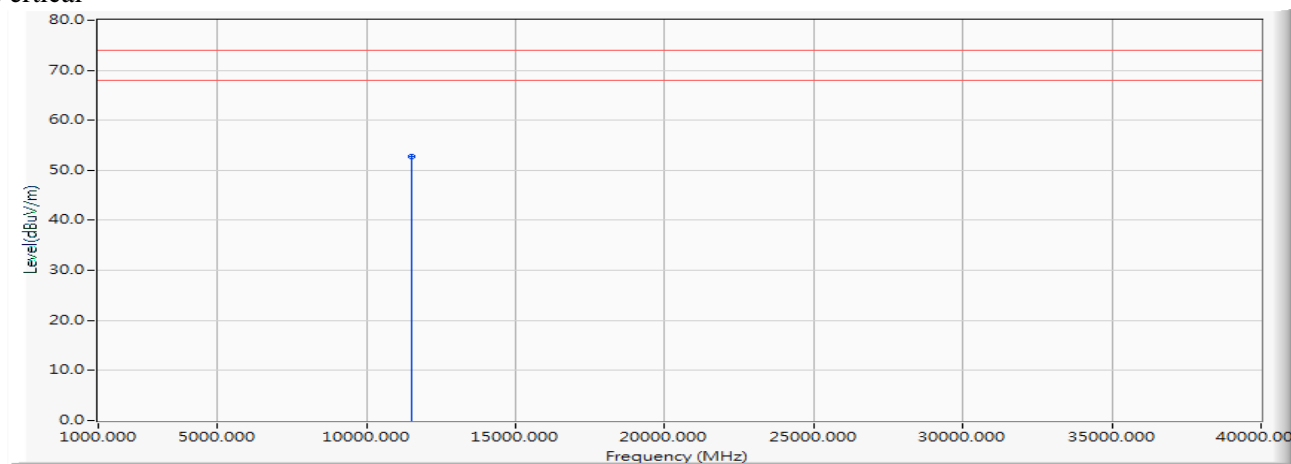
		Frequency (MHz)	Correct Factor (dB)	Reading Level (dBuV)	Measure Level (dBuV/m)	Margin (dB)	Limit (dBuV/m)	Detector Type
1	*	11510.000	15.201	37.842	53.042	-20.958	74.000	PEAK

## Note:

1. All Readings below 1GHz are Quasi-Peak, above 1GHz are performed with peak and/or average measurements as necessary.
2. Measurement Level = Reading Level + Correct Factor.
3. Correct Factor = Antenna factor + Cable loss – Amplifier gain.
4. The average measurement was not performed when the peak measured data under the limit of average detection.
5. The emission levels of other frequencies are very lower than the limit and not show in test report.

Product : Wireless/ Wired X-Ray Flat Panel Detectors  
 Test Item : Harmonic Radiated Emission Data  
 Test Date : 2019/10/03  
 Test Mode : Mode 2 SISO B: Transmit (802.11n-40BW\_15Mbps) (5755MHz)

## Vertical



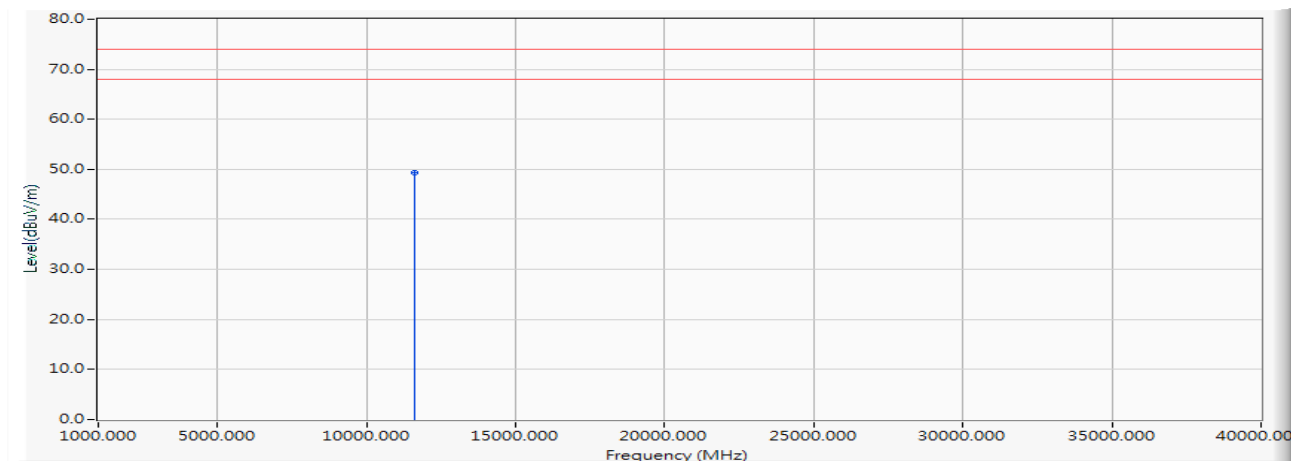
		Frequency (MHz)	Correct Factor (dB)	Reading Level (dBuV)	Measure Level (dBuV/m)	Margin (dB)	Limit (dBuV/m)	Detector Type
1	*	11510.000	15.201	37.490	52.690	-21.310	74.000	PEAK

## Note:

1. All Readings below 1GHz are Quasi-Peak, above 1GHz are performed with peak and/or average measurements as necessary.
2. Measurement Level = Reading Level + Correct Factor.
3. Correct Factor = Antenna factor + Cable loss – Amplifier gain.
4. The average measurement was not performed when the peak measured data under the limit of average detection.
5. The emission levels of other frequencies are very lower than the limit and not show in test report.

Product : Wireless/ Wired X-Ray Flat Panel Detectors  
 Test Item : Harmonic Radiated Emission Data  
 Test Date : 2019/10/03  
 Test Mode : Mode 2 SISO B: Transmit (802.11n-40BW\_15Mbps) (5795MHz)

## Horizontal



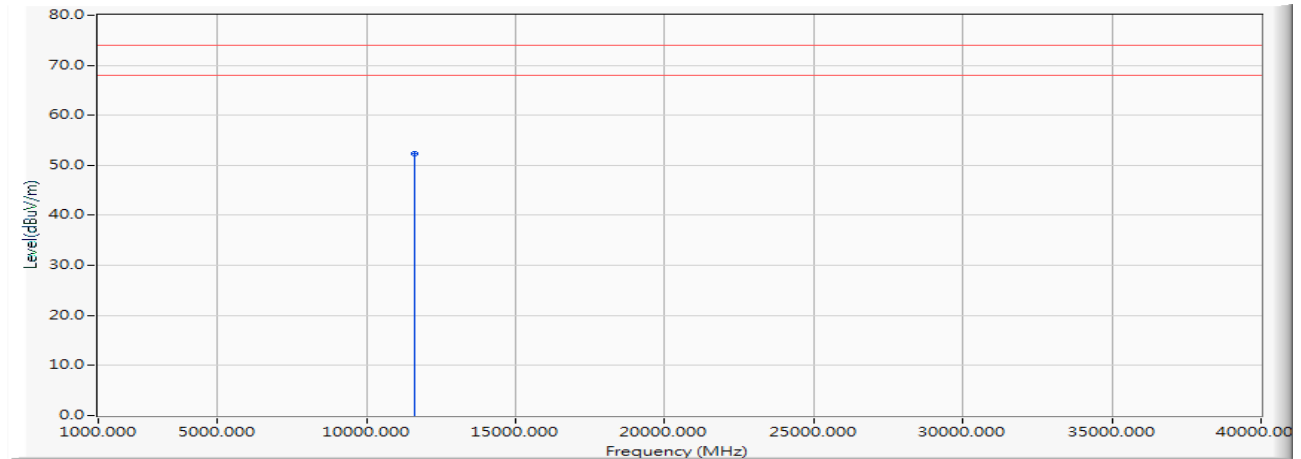
		Frequency (MHz)	Correct Factor (dB)	Reading Level (dBuV)	Measure Level (dBuV/m)	Margin (dB)	Limit (dBuV/m)	Detector Type
1	*	11590.000	14.578	34.846	49.424	-24.576	74.000	PEAK

## Note:

1. All Readings below 1GHz are Quasi-Peak, above 1GHz are performed with peak and/or average measurements as necessary.
2. Measurement Level = Reading Level + Correct Factor.
3. Correct Factor = Antenna factor + Cable loss – Amplifier gain.
4. The average measurement was not performed when the peak measured data under the limit of average detection.
5. The emission levels of other frequencies are very lower than the limit and not show in test report.

Product : Wireless/ Wired X-Ray Flat Panel Detectors  
 Test Item : Harmonic Radiated Emission Data  
 Test Date : 2019/10/03  
 Test Mode : Mode 2 SISO B: Transmit (802.11n-40BW\_15Mbps) (5795MHz)

## Vertical



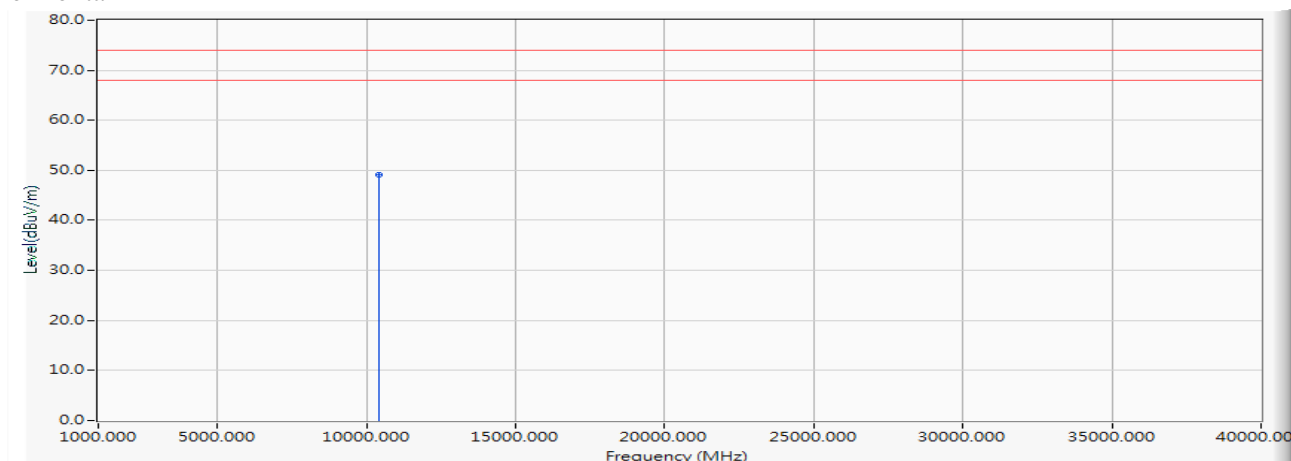
		Frequency (MHz)	Correct Factor (dB)	Reading Level (dBuV)	Measure Level (dBuV/m)	Margin (dB)	Limit (dBuV/m)	Detector Type
1	*	11590.000	14.578	37.843	52.421	-21.579	74.000	PEAK

## Note:

1. All Readings below 1GHz are Quasi-Peak, above 1GHz are performed with peak and/or average measurements as necessary.
2. Measurement Level = Reading Level + Correct Factor.
3. Correct Factor = Antenna factor + Cable loss – Amplifier gain.
4. The average measurement was not performed when the peak measured data under the limit of average detection.
5. The emission levels of other frequencies are very lower than the limit and not show in test report.

Product : Wireless/ Wired X-Ray Flat Panel Detectors  
 Test Item : Harmonic Radiated Emission Data  
 Test Date : 2019/10/03  
 Test Mode : Mode 2 SISO B: Transmit (802.11ac-80BW\_32.5Mbps)(5210MHz)

## Horizontal



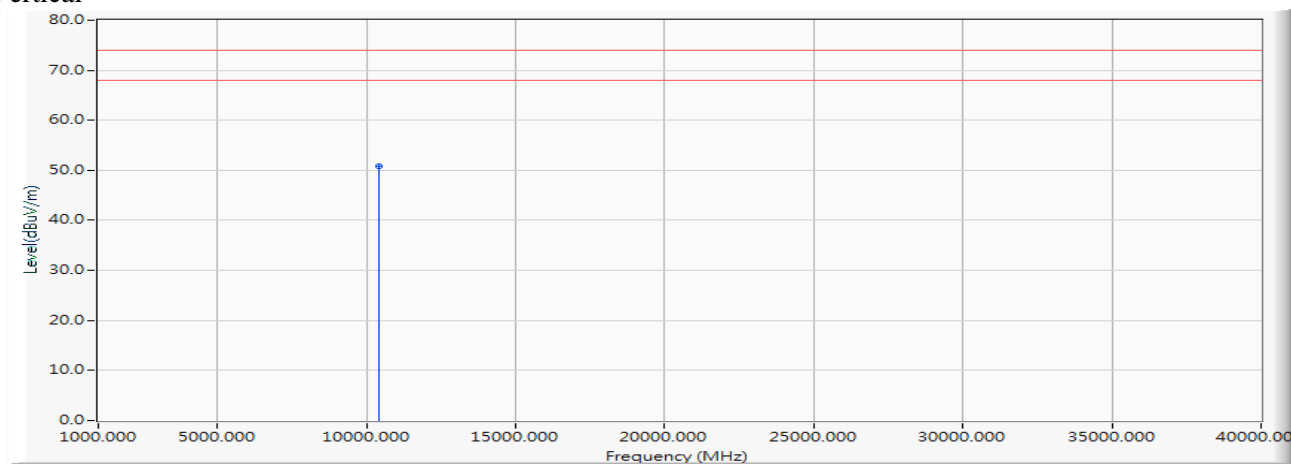
		Frequency (MHz)	Correct Factor (dB)	Reading Level (dBuV)	Measure Level (dBuV/m)	Margin (dB)	Limit (dBuV/m)	Detector Type
1	*	10420.000	13.273	35.948	49.220	-24.780	74.000	PEAK

## Note:

1. All Readings below 1GHz are Quasi-Peak, above 1GHz are performed with peak and/or average measurements as necessary.
2. Measurement Level = Reading Level + Correct Factor.
3. Correct Factor = Antenna factor + Cable loss – Amplifier gain.
4. The average measurement was not performed when the peak measured data under the limit of average detection.
5. The emission levels of other frequencies are very lower than the limit and not show in test report.

Product : Wireless/ Wired X-Ray Flat Panel Detectors  
 Test Item : Harmonic Radiated Emission Data  
 Test Date : 2019/10/03  
 Test Mode : Mode 2 SISO B: Transmit (802.11ac-80BW\_32.5Mbps)(5210MHz)

## Vertical



		Frequency (MHz)	Correct Factor (dB)	Reading Level (dBuV)	Measure Level (dBuV/m)	Margin (dB)	Limit (dBuV/m)	Detector Type
1	*	10420.000	13.273	37.596	50.868	-23.132	74.000	PEAK

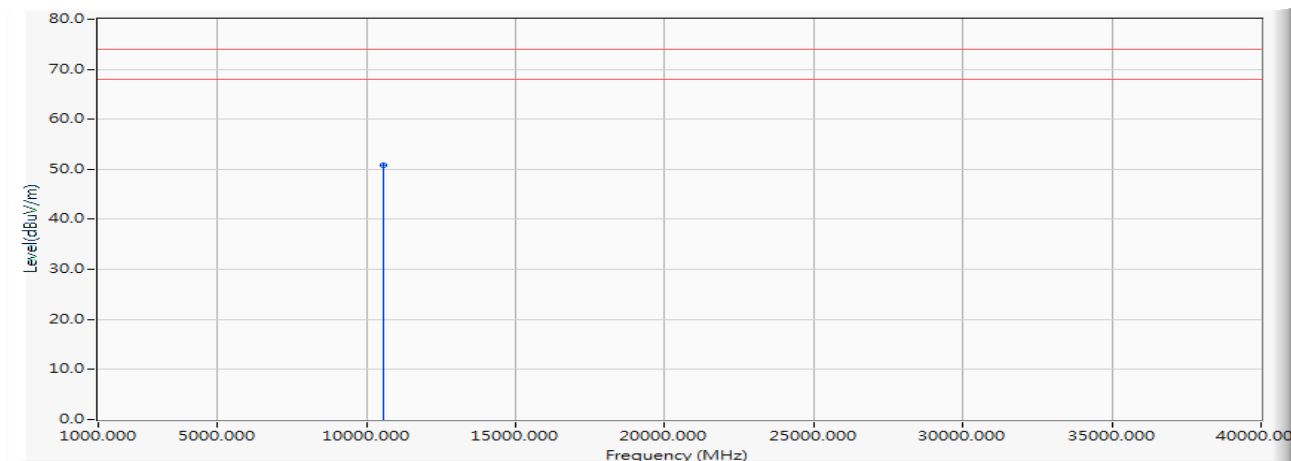
## Note:

1. All Readings below 1GHz are Quasi-Peak, above 1GHz are performed with peak and/or average measurements as necessary.
2. Measurement Level = Reading Level + Correct Factor.
3. Correct Factor = Antenna factor + Cable loss – Amplifier gain.
4. The average measurement was not performed when the peak measured data under the limit of average detection.
5. The emission levels of other frequencies are very lower than the limit and not show in test report.



Product : Wireless/ Wired X-Ray Flat Panel Detectors  
 Test Item : Harmonic Radiated Emission Data  
 Test Date : 2019/10/03  
 Test Mode : Mode 2 SISO B: Transmit (802.11ac-80BW\_32.5Mbps)(5290MHz)

## Horizontal



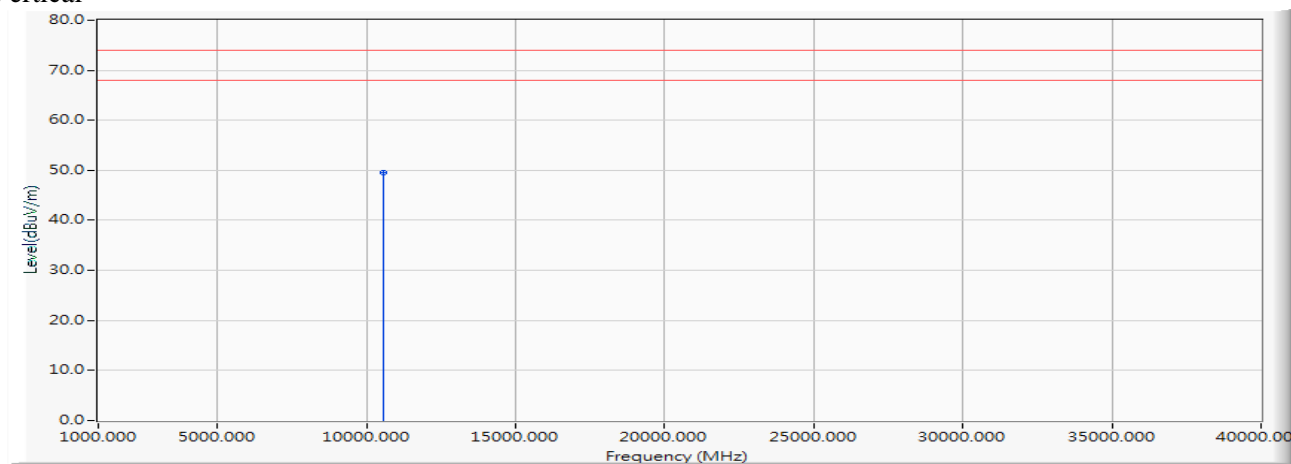
		Frequency (MHz)	Correct Factor (dB)	Reading Level (dBuV)	Measure Level (dBuV/m)	Margin (dB)	Limit (dBuV/m)	Detector Type
1	*	10580.000	13.118	37.682	50.800	-23.200	74.000	PEAK

## Note:

1. All Readings below 1GHz are Quasi-Peak, above 1GHz are performed with peak and/or average measurements as necessary.
2. Measurement Level = Reading Level + Correct Factor.
3. Correct Factor = Antenna factor + Cable loss – Amplifier gain.
4. The average measurement was not performed when the peak measured data under the limit of average detection.
5. The emission levels of other frequencies are very lower than the limit and not show in test report.

Product : Wireless/ Wired X-Ray Flat Panel Detectors  
 Test Item : Harmonic Radiated Emission Data  
 Test Date : 2019/10/03  
 Test Mode : Mode 2 SISO B: Transmit (802.11ac-80BW\_32.5Mbps)(5290MHz)

## Vertical



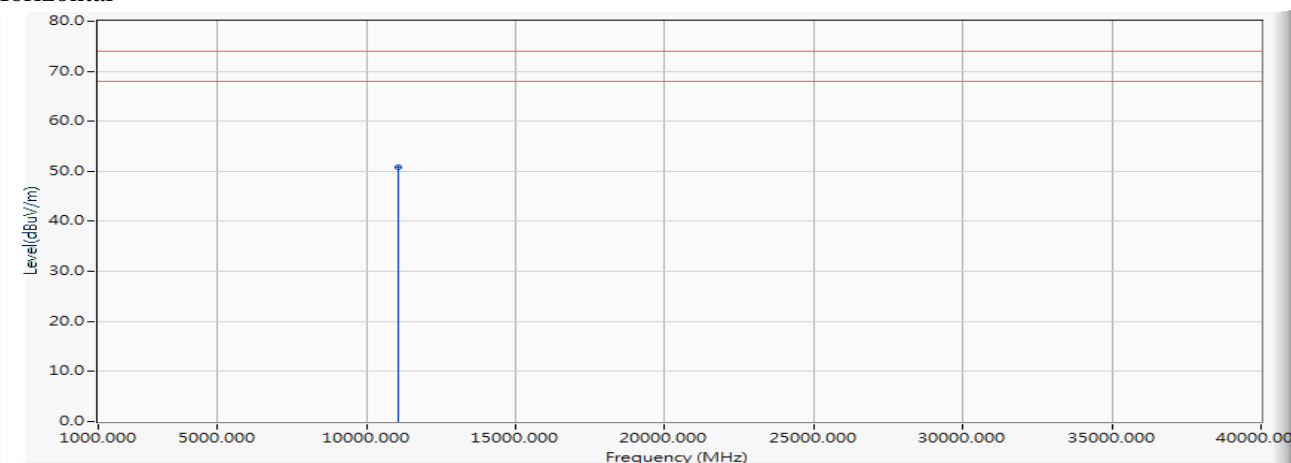
		Frequency (MHz)	Correct Factor (dB)	Reading Level (dBuV)	Measure Level (dBuV/m)	Margin (dB)	Limit (dBuV/m)	Detector Type
1	*	10580.000	13.118	36.412	49.530	-24.470	74.000	PEAK

## Note:

1. All Readings below 1GHz are Quasi-Peak, above 1GHz are performed with peak and/or average measurements as necessary.
2. Measurement Level = Reading Level + Correct Factor.
3. Correct Factor = Antenna factor + Cable loss – Amplifier gain.
4. The average measurement was not performed when the peak measured data under the limit of average detection.
5. The emission levels of other frequencies are very lower than the limit and not show in test report.

Product : Wireless/ Wired X-Ray Flat Panel Detectors  
 Test Item : Harmonic Radiated Emission Data  
 Test Date : 2019/10/03  
 Test Mode : Mode 2 SISO B: Transmit (802.11ac-80BW\_32.5Mbps)(5530MHz)

## Horizontal



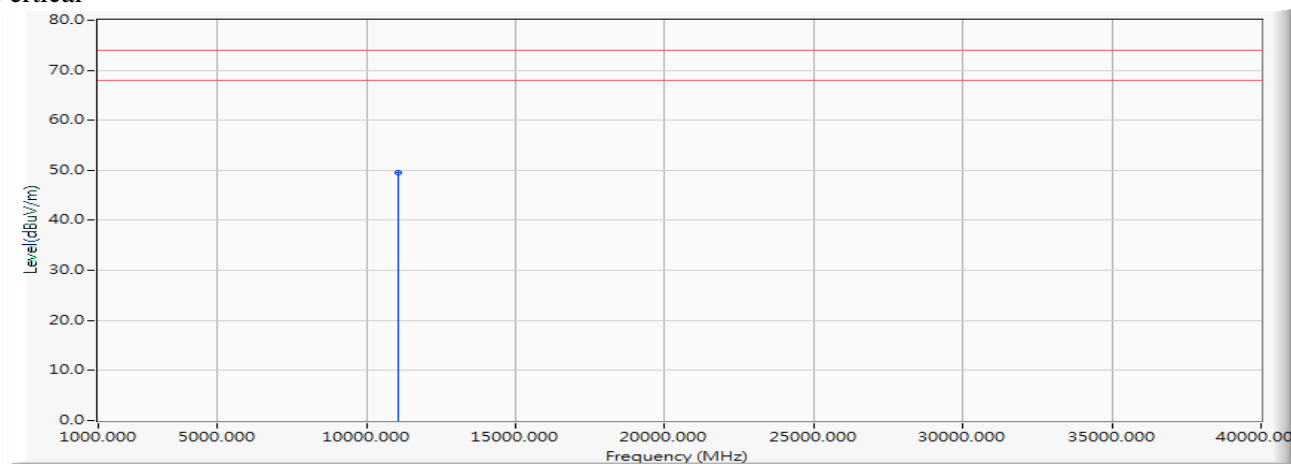
		Frequency (MHz)	Correct Factor (dB)	Reading Level (dBuV)	Measure Level (dBuV/m)	Margin (dB)	Limit (dBuV/m)	Detector Type
1	*	11060.000	13.957	36.840	50.797	-23.203	74.000	PEAK

## Note:

1. All Readings below 1GHz are Quasi-Peak, above 1GHz are performed with peak and/or average measurements as necessary.
2. Measurement Level = Reading Level + Correct Factor.
3. Correct Factor = Antenna factor + Cable loss – Amplifier gain.
4. The average measurement was not performed when the peak measured data under the limit of average detection.
5. The emission levels of other frequencies are very lower than the limit and not show in test report.

Product : Wireless/ Wired X-Ray Flat Panel Detectors  
 Test Item : Harmonic Radiated Emission Data  
 Test Date : 2019/10/03  
 Test Mode : Mode 2 SISO B: Transmit (802.11ac-80BW\_32.5Mbps)(5530MHz)

## Vertical



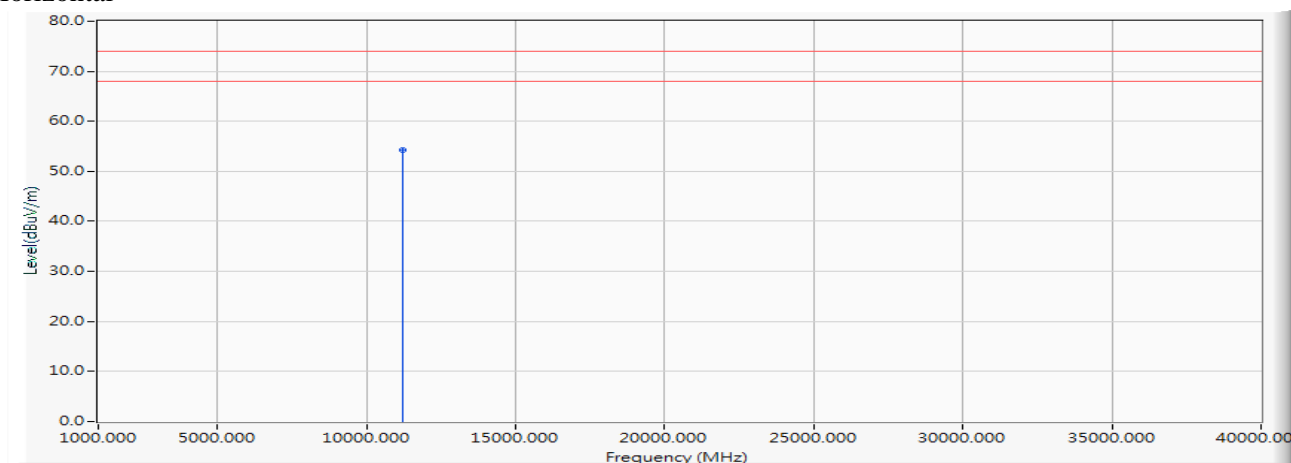
		Frequency (MHz)	Correct Factor (dB)	Reading Level (dBuV)	Measure Level (dBuV/m)	Margin (dB)	Limit (dBuV/m)	Detector Type
1	*	11060.000	13.957	35.497	49.454	-24.546	74.000	PEAK

## Note:

1. All Readings below 1GHz are Quasi-Peak, above 1GHz are performed with peak and/or average measurements as necessary.
2. Measurement Level = Reading Level + Correct Factor.
3. Correct Factor = Antenna factor + Cable loss – Amplifier gain.
4. The average measurement was not performed when the peak measured data under the limit of average detection.
5. The emission levels of other frequencies are very lower than the limit and not show in test report.

Product : Wireless/ Wired X-Ray Flat Panel Detectors  
 Test Item : Harmonic Radiated Emission Data  
 Test Date : 2019/10/03  
 Test Mode : Mode 2 SISO B: Transmit (802.11ac-80BW\_32.5Mbps)(5610MHz)

## Horizontal



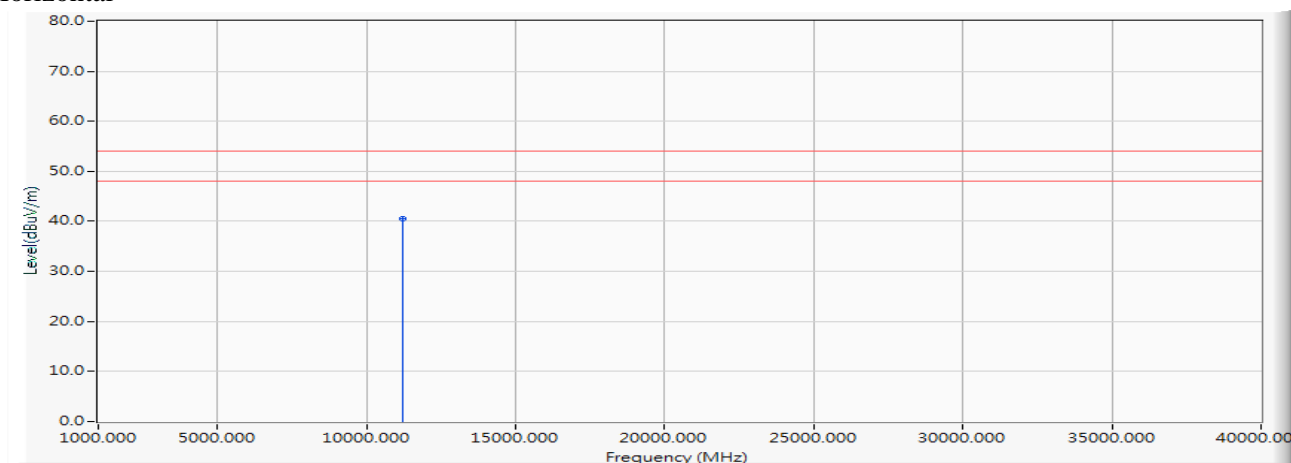
		Frequency (MHz)	Correct Factor (dB)	Reading Level (dBuV)	Measure Level (dBuV/m)	Margin (dB)	Limit (dBuV/m)	Detector Type
1	*	11220.000	14.703	39.476	54.179	-19.821	74.000	PEAK

## Note:

1. All Readings below 1GHz are Quasi-Peak, above 1GHz are performed with peak and/or average measurements as necessary.
2. Measurement Level = Reading Level + Correct Factor.
3. Correct Factor = Antenna factor + Cable loss – Amplifier gain.
4. The average measurement was not performed when the peak measured data under the limit of average detection.
5. The emission levels of other frequencies are very lower than the limit and not show in test report.

Product : Wireless/ Wired X-Ray Flat Panel Detectors  
 Test Item : Harmonic Radiated Emission Data  
 Test Date : 2019/10/03  
 Test Mode : Mode 2 SISO B: Transmit (802.11ac-80BW\_32.5Mbps)(5610MHz)

## Horizontal



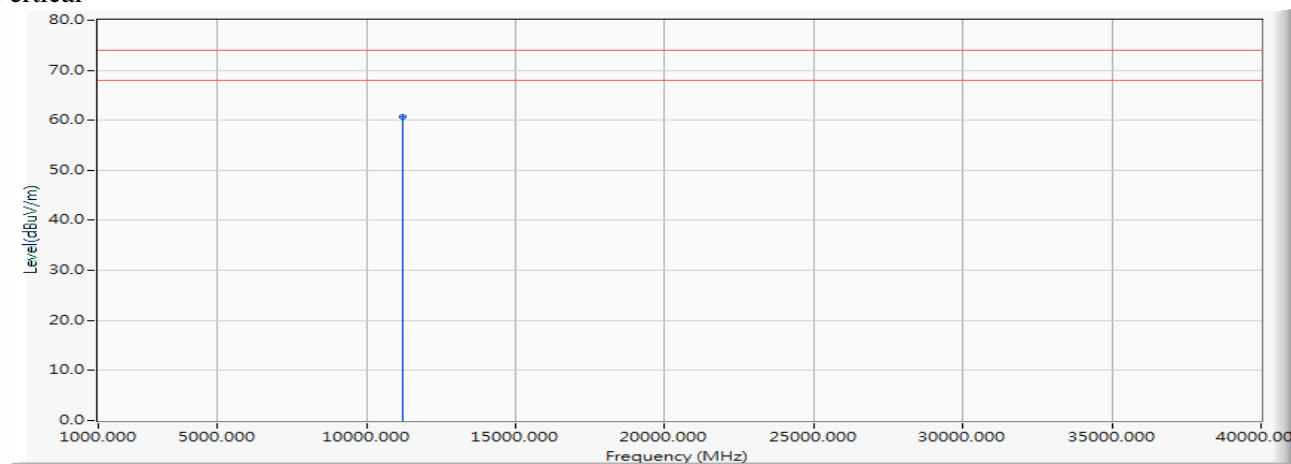
		Frequency (MHz)	Correct Factor (dB)	Reading Level (dBuV)	Measure Level (dBuV/m)	Margin (dB)	Limit (dBuV/m)	Detector Type
1	*	11220.000	14.703	25.913	40.616	-13.384	54.000	AVERAGE

## Note:

1. All Readings below 1GHz are Quasi-Peak, above 1GHz are performed with peak and/or average measurements as necessary.
2. Measurement Level = Reading Level + Correct Factor.
3. Correct Factor = Antenna factor + Cable loss – Amplifier gain.
4. The average measurement was not performed when the peak measured data under the limit of average detection.
5. The emission levels of other frequencies are very lower than the limit and not show in test report.

Product : Wireless/ Wired X-Ray Flat Panel Detectors  
 Test Item : Harmonic Radiated Emission Data  
 Test Date : 2019/10/03  
 Test Mode : Mode 2 SISO B: Transmit (802.11ac-80BW\_32.5Mbps)(5610MHz)

## Vertical



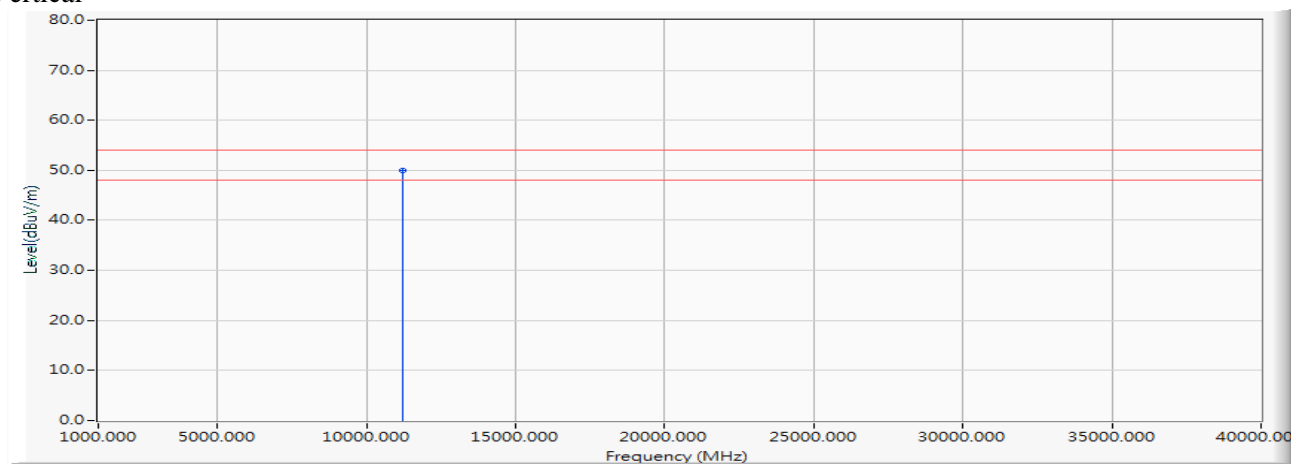
		Frequency (MHz)	Correct Factor (dB)	Reading Level (dBuV)	Measure Level (dBuV/m)	Margin (dB)	Limit (dBuV/m)	Detector Type
1	*	11220.000	14.703	45.916	60.619	-13.381	74.000	PEAK

## Note:

1. All Readings below 1GHz are Quasi-Peak, above 1GHz are performed with peak and/or average measurements as necessary.
2. Measurement Level = Reading Level + Correct Factor.
3. Correct Factor = Antenna factor + Cable loss – Amplifier gain.
4. The average measurement was not performed when the peak measured data under the limit of average detection.
5. The emission levels of other frequencies are very lower than the limit and not show in test report.

Product : Wireless/ Wired X-Ray Flat Panel Detectors  
 Test Item : Harmonic Radiated Emission Data  
 Test Date : 2019/10/03  
 Test Mode : Mode 2 SISO B: Transmit (802.11ac-80BW\_32.5Mbps)(5610MHz)

## Vertical



		Frequency (MHz)	Correct Factor (dB)	Reading Level (dBuV)	Measure Level (dBuV/m)	Margin (dB)	Limit (dBuV/m)	Detector Type
1	*	11220.000	14.703	35.196	49.899	-4.101	54.000	AVERAGE

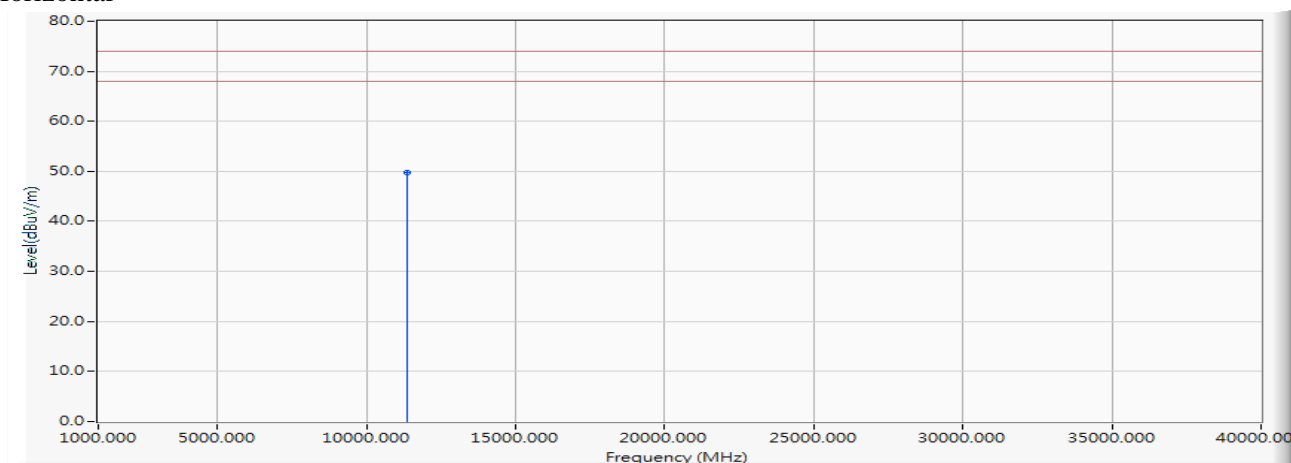
## Note:

1. All Readings below 1GHz are Quasi-Peak, above 1GHz are performed with peak and/or average measurements as necessary.
2. Measurement Level = Reading Level + Correct Factor.
3. Correct Factor = Antenna factor + Cable loss – Amplifier gain.
4. The average measurement was not performed when the peak measured data under the limit of average detection.
5. The emission levels of other frequencies are very lower than the limit and not show in test report.



Product : Wireless/ Wired X-Ray Flat Panel Detectors  
 Test Item : Harmonic Radiated Emission Data  
 Test Date : 2019/10/03  
 Test Mode : Mode 2 SISO B: Transmit (802.11ac-80BW\_32.5Mbps)(5690MHz)

## Horizontal



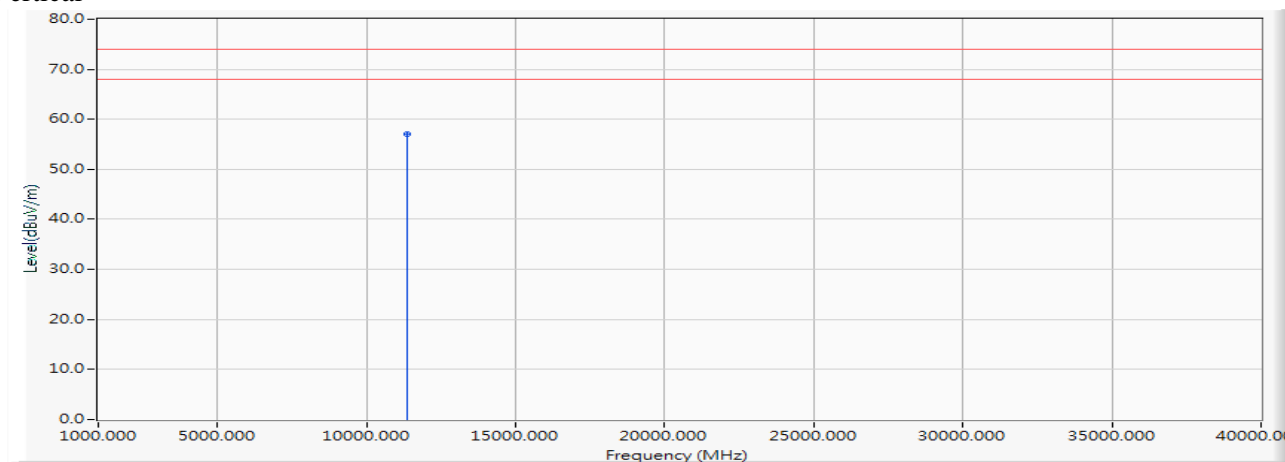
		Frequency (MHz)	Correct Factor (dB)	Reading Level (dBuV)	Measure Level (dBuV/m)	Margin (dB)	Limit (dBuV/m)	Detector Type
1	*	11380.000	15.050	34.729	49.779	-24.221	74.000	PEAK

## Note:

1. All Readings below 1GHz are Quasi-Peak, above 1GHz are performed with peak and/or average measurements as necessary.
2. Measurement Level = Reading Level + Correct Factor.
3. Correct Factor = Antenna factor + Cable loss – Amplifier gain.
4. The average measurement was not performed when the peak measured data under the limit of average detection.
5. The emission levels of other frequencies are very lower than the limit and not show in test report.

Product : Wireless/ Wired X-Ray Flat Panel Detectors  
 Test Item : Harmonic Radiated Emission Data  
 Test Date : 2019/10/03  
 Test Mode : Mode 2 SISO B: Transmit (802.11ac-80BW\_32.5Mbps)(5690MHz)

## Vertical



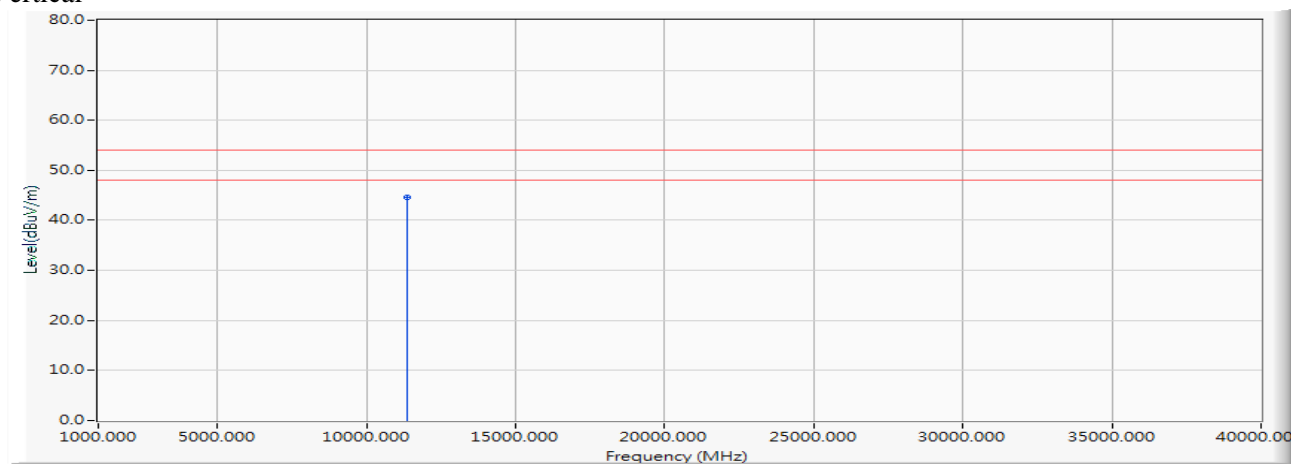
		Frequency (MHz)	Correct Factor (dB)	Reading Level (dBuV)	Measure Level (dBuV/m)	Margin (dB)	Limit (dBuV/m)	Detector Type
1	*	11380.000	15.050	42.069	57.119	-16.881	74.000	PEAK

## Note:

1. All Readings below 1GHz are Quasi-Peak, above 1GHz are performed with peak and/or average measurements as necessary.
2. Measurement Level = Reading Level + Correct Factor.
3. Correct Factor = Antenna factor + Cable loss – Amplifier gain.
4. The average measurement was not performed when the peak measured data under the limit of average detection.
5. The emission levels of other frequencies are very lower than the limit and not show in test report.

Product : Wireless/ Wired X-Ray Flat Panel Detectors  
 Test Item : Harmonic Radiated Emission Data  
 Test Date : 2019/10/03  
 Test Mode : Mode 2 SISO B: Transmit (802.11ac-80BW\_32.5Mbps)(5690MHz)

## Vertical



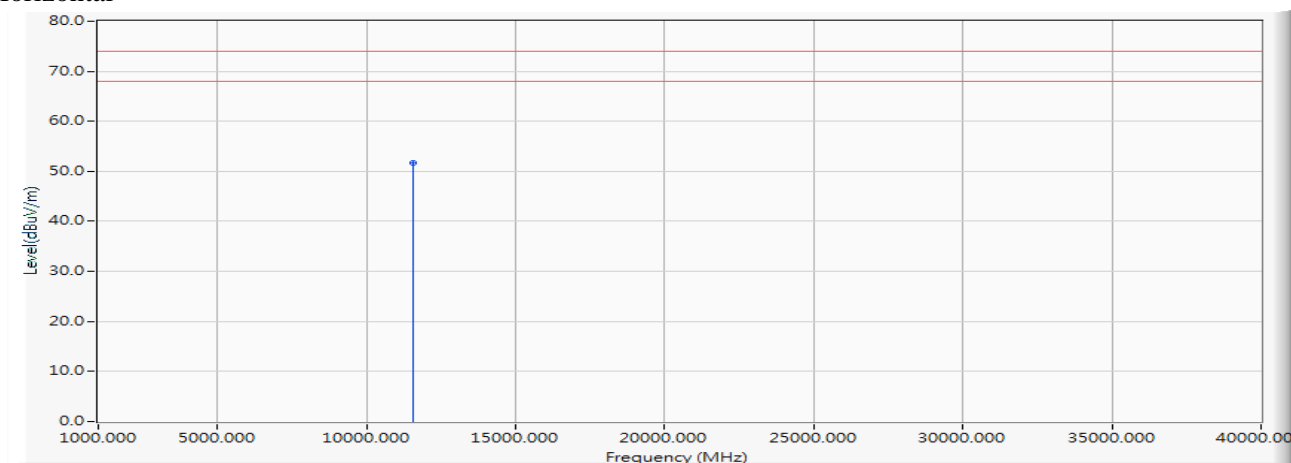
		Frequency (MHz)	Correct Factor (dB)	Reading Level (dBuV)	Measure Level (dBuV/m)	Margin (dB)	Limit (dBuV/m)	Detector Type
1	*	11380.000	15.050	29.562	44.612	-9.388	54.000	AVERAGE

## Note:

1. All Readings below 1GHz are Quasi-Peak, above 1GHz are performed with peak and/or average measurements as necessary.
2. Measurement Level = Reading Level + Correct Factor.
3. Correct Factor = Antenna factor + Cable loss – Amplifier gain.
4. The average measurement was not performed when the peak measured data under the limit of average detection.
5. The emission levels of other frequencies are very lower than the limit and not show in test report.

Product : Wireless/ Wired X-Ray Flat Panel Detectors  
 Test Item : Harmonic Radiated Emission Data  
 Test Date : 2019/10/03  
 Test Mode : Mode 2 SISO B: Transmit (802.11ac-80BW\_32.5Mbps)(5775MHz)

## Horizontal



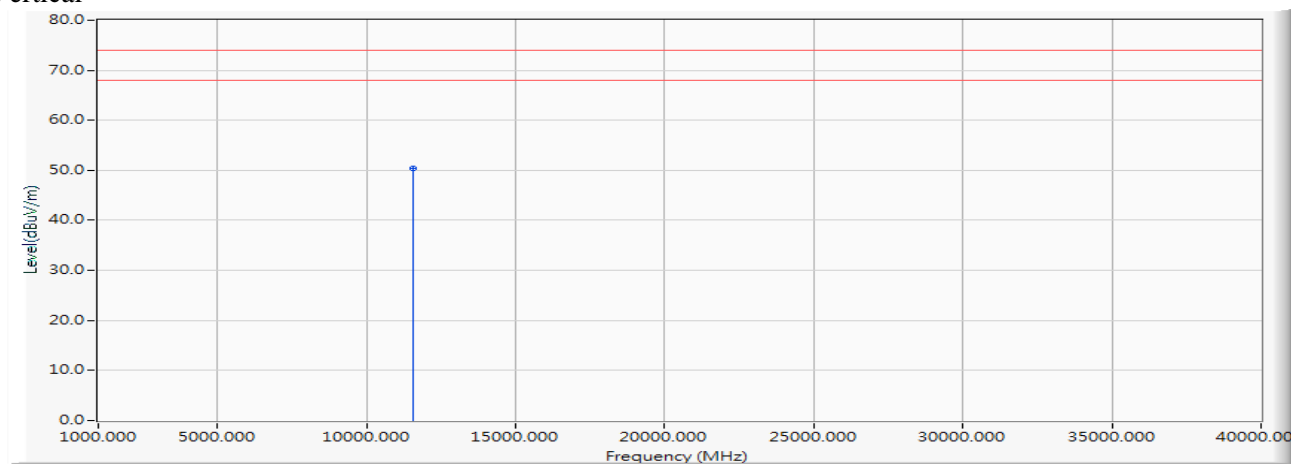
		Frequency (MHz)	Correct Factor (dB)	Reading Level (dBuV)	Measure Level (dBuV/m)	Margin (dB)	Limit (dBuV/m)	Detector Type
1	*	11550.000	14.901	36.816	51.716	-22.284	74.000	PEAK

## Note:

1. All Readings below 1GHz are Quasi-Peak, above 1GHz are performed with peak and/or average measurements as necessary.
2. Measurement Level = Reading Level + Correct Factor.
3. Correct Factor = Antenna factor + Cable loss – Amplifier gain.
4. The average measurement was not performed when the peak measured data under the limit of average detection.
5. The emission levels of other frequencies are very lower than the limit and not show in test report.

Product : Wireless/ Wired X-Ray Flat Panel Detectors  
 Test Item : Harmonic Radiated Emission Data  
 Test Date : 2019/10/03  
 Test Mode : Mode 2 SISO B: Transmit (802.11ac-80BW\_32.5Mbps)(5775MHz)

## Vertical



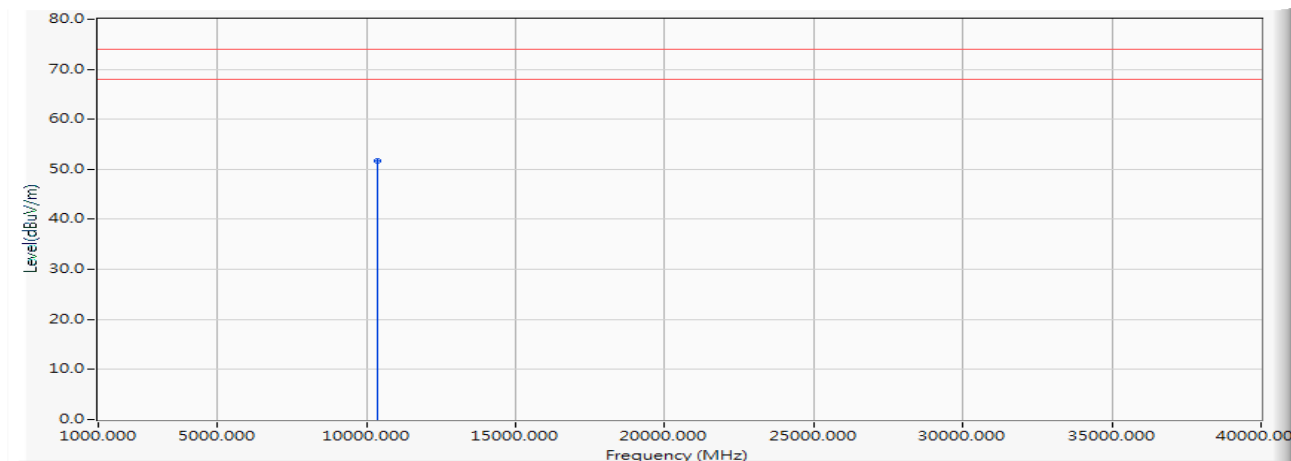
		Frequency (MHz)	Correct Factor (dB)	Reading Level (dBuV)	Measure Level (dBuV/m)	Margin (dB)	Limit (dBuV/m)	Detector Type
1	*	11550.000	14.901	35.496	50.396	-23.604	74.000	PEAK

## Note:

1. All Readings below 1GHz are Quasi-Peak, above 1GHz are performed with peak and/or average measurements as necessary.
2. Measurement Level = Reading Level + Correct Factor.
3. Correct Factor = Antenna factor + Cable loss – Amplifier gain.
4. The average measurement was not performed when the peak measured data under the limit of average detection.
5. The emission levels of other frequencies are very lower than the limit and not show in test report.

Product : Wireless/ Wired X-Ray Flat Panel Detectors  
 Test Item : Harmonic Radiated Emission Data  
 Test Date : 2019/09/25  
 Test Mode : Mode 3 MIMO: Transmit (802.11n-20BW\_14.4Mbps) (5180MHz)

## Horizontal



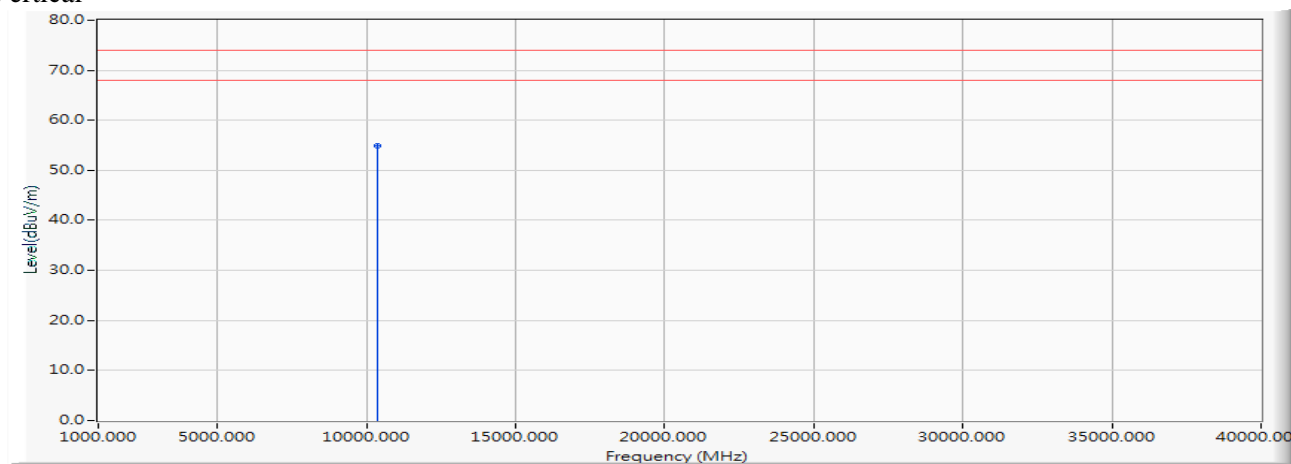
		Frequency (MHz)	Correct Factor (dB)	Reading Level (dBuV)	Measure Level (dBuV/m)	Margin (dB)	Limit (dBuV/m)	Detector Type
1	*	10360.000	13.393	38.241	51.634	-22.366	74.000	PEAK

## Note:

1. All Readings below 1GHz are Quasi-Peak, above 1GHz are performed with peak and/or average measurements as necessary.
2. Measurement Level = Reading Level + Correct Factor.
3. Correct Factor = Antenna factor + Cable loss – Amplifier gain.
4. The average measurement was not performed when the peak measured data under the limit of average detection.
5. The emission levels of other frequencies are very lower than the limit and not show in test report.

Product : Wireless/ Wired X-Ray Flat Panel Detectors  
 Test Item : Harmonic Radiated Emission Data  
 Test Date : 2019/09/25  
 Test Mode : Mode 3 MIMO: Transmit (802.11n-20BW\_14.4Mbps) (5180MHz)

## Vertical



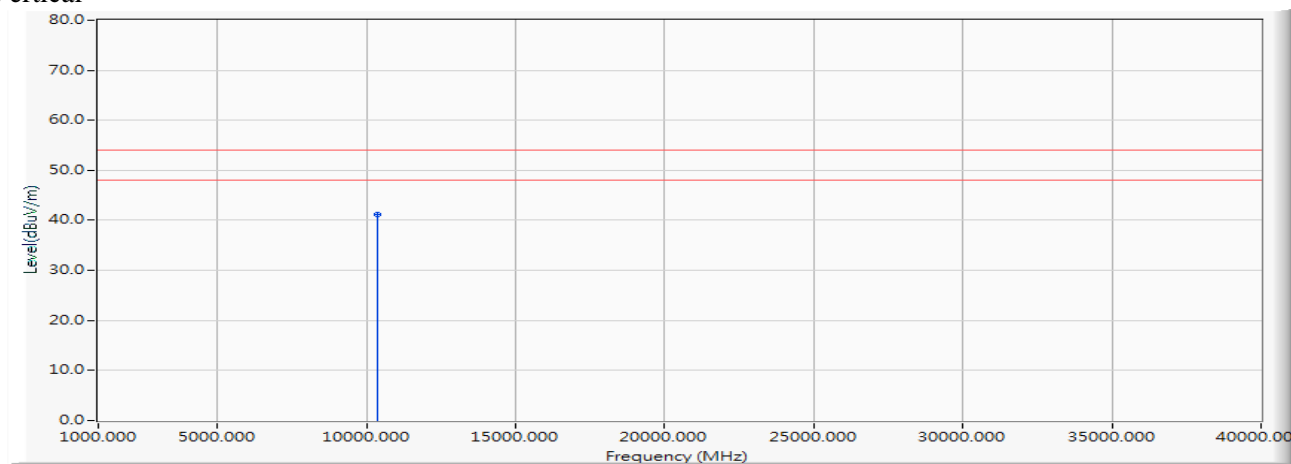
		Frequency (MHz)	Correct Factor (dB)	Reading Level (dBuV)	Measure Level (dBuV/m)	Margin (dB)	Limit (dBuV/m)	Detector Type
1	*	10360.000	13.393	41.493	54.886	-19.114	74.000	PEAK

## Note:

1. All Readings below 1GHz are Quasi-Peak, above 1GHz are performed with peak and/or average measurements as necessary.
2. Measurement Level = Reading Level + Correct Factor.
3. Correct Factor = Antenna factor + Cable loss – Amplifier gain.
4. The average measurement was not performed when the peak measured data under the limit of average detection.
5. The emission levels of other frequencies are very lower than the limit and not show in test report.

Product : Wireless/ Wired X-Ray Flat Panel Detectors  
 Test Item : Harmonic Radiated Emission Data  
 Test Date : 2019/09/25  
 Test Mode : Mode 3 MIMO: Transmit (802.11n-20BW\_14.4Mbps) (5180MHz)

## Vertical



		Frequency (MHz)	Correct Factor (dB)	Reading Level (dBuV)	Measure Level (dBuV/m)	Margin (dB)	Limit (dBuV/m)	Detector Type
1	*	10360.000	13.393	27.843	41.236	-12.764	54.000	AVERAGE

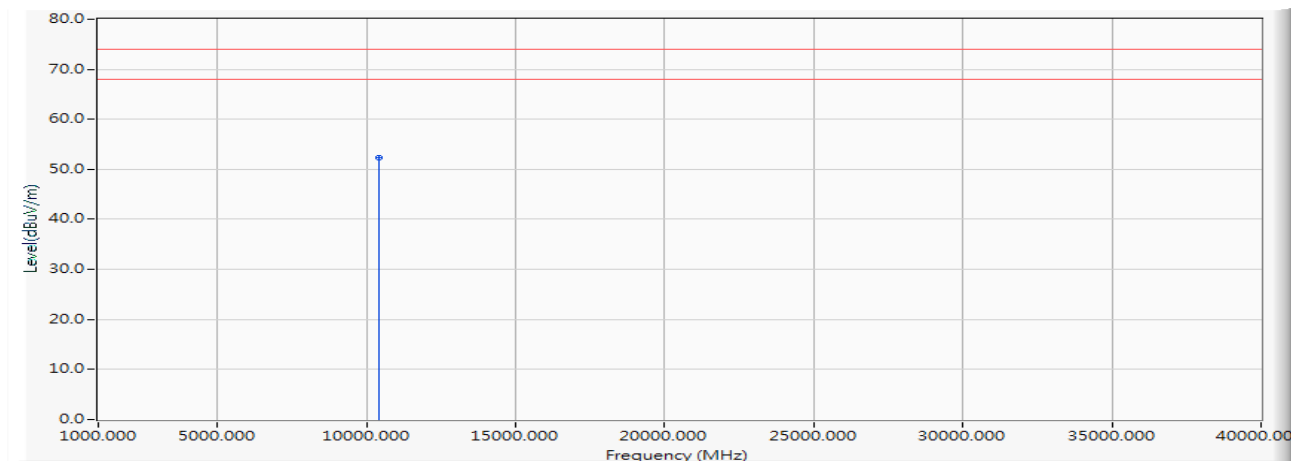
## Note:

1. All Readings below 1GHz are Quasi-Peak, above 1GHz are performed with peak and/or average measurements as necessary.
2. Measurement Level = Reading Level + Correct Factor.
3. Correct Factor = Antenna factor + Cable loss – Amplifier gain.
4. The average measurement was not performed when the peak measured data under the limit of average detection.
5. The emission levels of other frequencies are very lower than the limit and not show in test report.



Product : Wireless/ Wired X-Ray Flat Panel Detectors  
 Test Item : Harmonic Radiated Emission Data  
 Test Date : 2019/09/25  
 Test Mode : Mode 3 MIMO: Transmit (802.11n-20BW\_14.4Mbps) (5200MHz)

## Horizontal



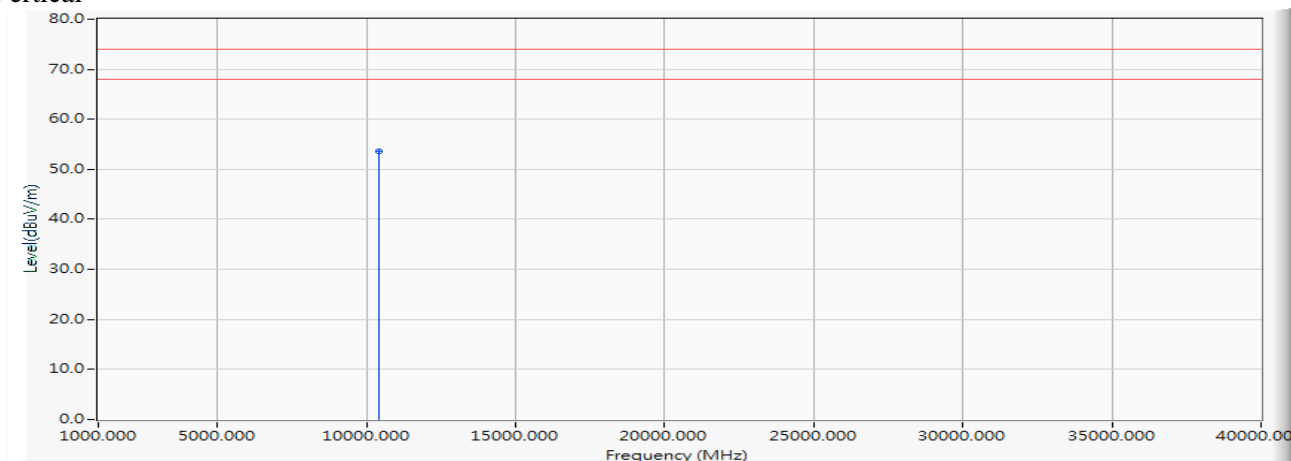
		Frequency (MHz)	Correct Factor (dB)	Reading Level (dBuV)	Measure Level (dBuV/m)	Margin (dB)	Limit (dBuV/m)	Detector Type
1	*	10400.000	24.622	27.621	52.244	-21.756	74.000	PEAK

## Note:

1. All Readings below 1GHz are Quasi-Peak, above 1GHz are performed with peak and/or average measurements as necessary.
2. Measurement Level = Reading Level + Correct Factor.
3. Correct Factor = Antenna factor + Cable loss – Amplifier gain.
4. The average measurement was not performed when the peak measured data under the limit of average detection.
5. The emission levels of other frequencies are very lower than the limit and not show in test report.

Product : Wireless/ Wired X-Ray Flat Panel Detectors  
 Test Item : Harmonic Radiated Emission Data  
 Test Date : 2019/09/25  
 Test Mode : Mode 3 MIMO: Transmit (802.11n-20BW\_14.4Mbps) (5200MHz)

## Vertical



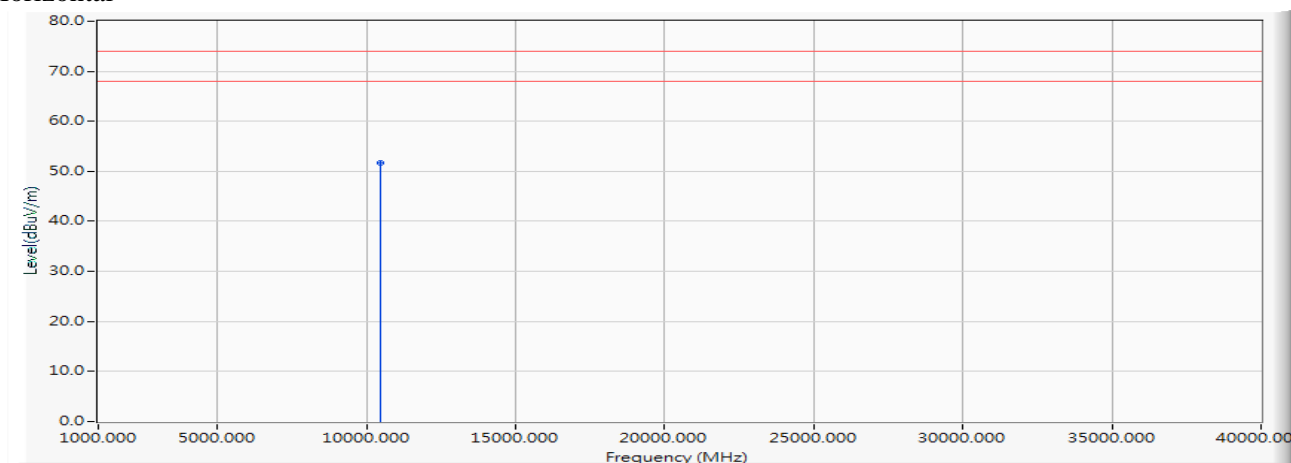
		Frequency (MHz)	Correct Factor (dB)	Reading Level (dBuV)	Measure Level (dBuV/m)	Margin (dB)	Limit (dBuV/m)	Detector Type
1	*	10400.000	24.622	28.929	53.552	-20.448	74.000	PEAK

## Note:

1. All Readings below 1GHz are Quasi-Peak, above 1GHz are performed with peak and/or average measurements as necessary.
2. Measurement Level = Reading Level + Correct Factor.
3. Correct Factor = Antenna factor + Cable loss – Amplifier gain.
4. The average measurement was not performed when the peak measured data under the limit of average detection.
5. The emission levels of other frequencies are very lower than the limit and not show in test report.

Product : Wireless/ Wired X-Ray Flat Panel Detectors  
 Test Item : Harmonic Radiated Emission Data  
 Test Date : 2019/09/25  
 Test Mode : Mode 3 MIMO: Transmit (802.11n-20BW\_14.4Mbps) (5240MHz)

## Horizontal



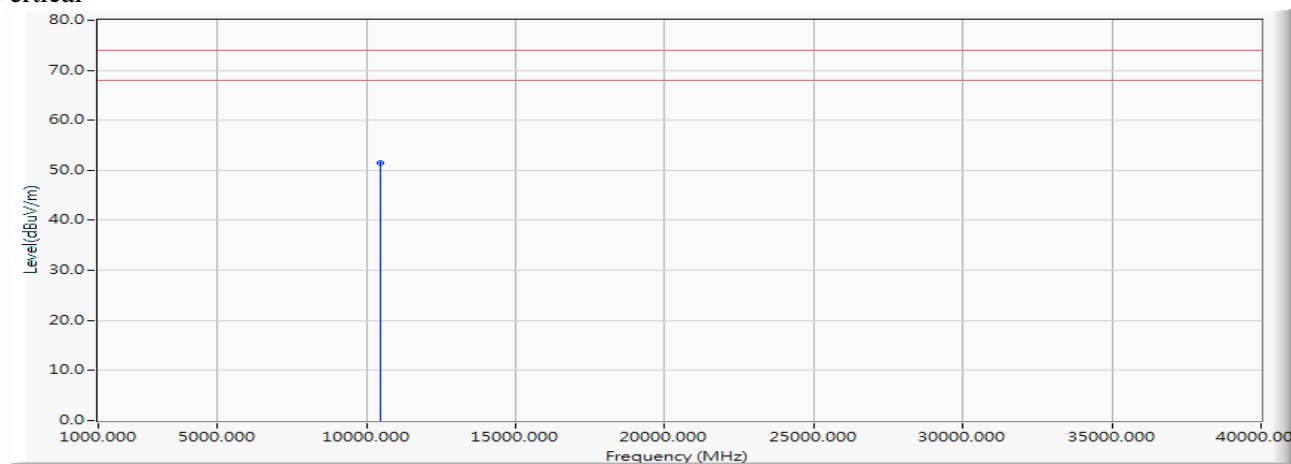
		Frequency (MHz)	Correct Factor (dB)	Reading Level (dBuV)	Measure Level (dBuV/m)	Margin (dB)	Limit (dBuV/m)	Detector Type
1	*	10480.000	13.152	38.613	51.764	-22.236	74.000	PEAK

## Note:

1. All Readings below 1GHz are Quasi-Peak, above 1GHz are performed with peak and/or average measurements as necessary.
2. Measurement Level = Reading Level + Correct Factor.
3. Correct Factor = Antenna factor + Cable loss – Amplifier gain.
4. The average measurement was not performed when the peak measured data under the limit of average detection.
5. The emission levels of other frequencies are very lower than the limit and not show in test report.

Product : Wireless/ Wired X-Ray Flat Panel Detectors  
 Test Item : Harmonic Radiated Emission Data  
 Test Date : 2019/09/25  
 Test Mode : Mode 3 MIMO: Transmit (802.11n-20BW\_14.4Mbps) (5240MHz)

## Vertical



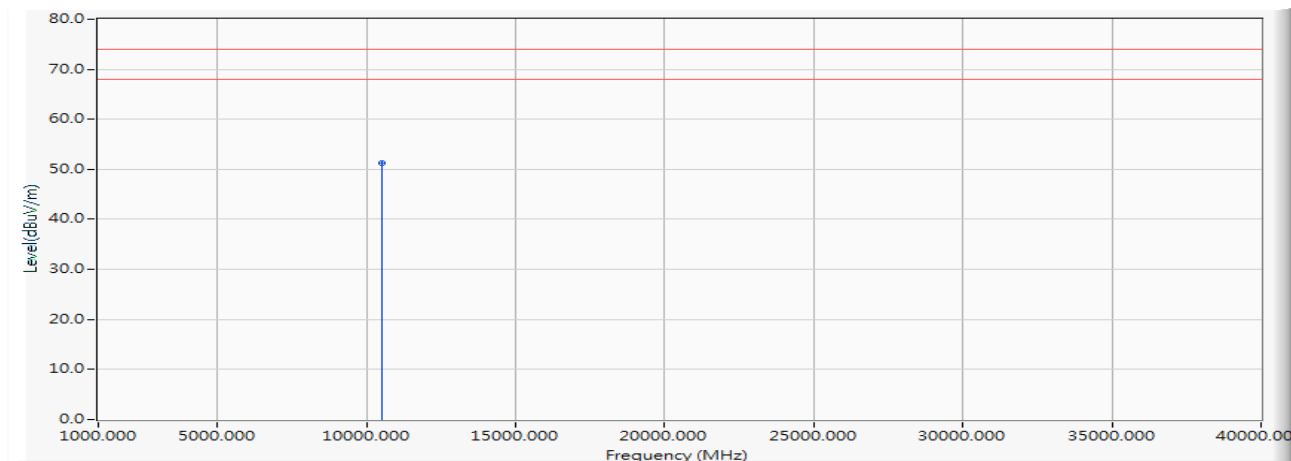
		Frequency (MHz)	Correct Factor (dB)	Reading Level (dBuV)	Measure Level (dBuV/m)	Margin (dB)	Limit (dBuV/m)	Detector Type
1	*	10480.000	13.152	38.246	51.397	-22.603	74.000	PEAK

## Note:

1. All Readings below 1GHz are Quasi-Peak, above 1GHz are performed with peak and/or average measurements as necessary.
2. Measurement Level = Reading Level + Correct Factor.
3. Correct Factor = Antenna factor + Cable loss – Amplifier gain.
4. The average measurement was not performed when the peak measured data under the limit of average detection.
5. The emission levels of other frequencies are very lower than the limit and not show in test report.

Product : Wireless/ Wired X-Ray Flat Panel Detectors  
 Test Item : Harmonic Radiated Emission Data  
 Test Date : 2019/09/25  
 Test Mode : Mode 3 MIMO: Transmit (802.11n-20BW\_14.4Mbps) (5260MHz)

## Horizontal



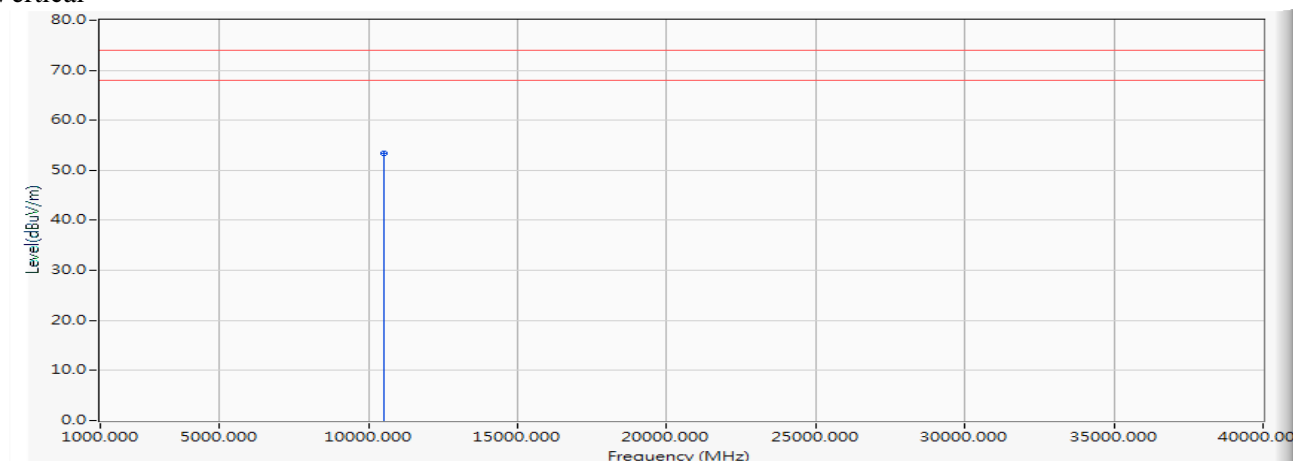
		Frequency (MHz)	Correct Factor (dB)	Reading Level (dBuV)	Measure Level (dBuV/m)	Margin (dB)	Limit (dBuV/m)	Detector Type
1	*	10520.000	13.107	38.163	51.270	-22.730	74.000	PEAK

## Note:

1. All Readings below 1GHz are Quasi-Peak, above 1GHz are performed with peak and/or average measurements as necessary.
2. Measurement Level = Reading Level + Correct Factor.
3. Correct Factor = Antenna factor + Cable loss – Amplifier gain.
4. The average measurement was not performed when the peak measured data under the limit of average detection.
5. The emission levels of other frequencies are very lower than the limit and not show in test report.

Product : Wireless/ Wired X-Ray Flat Panel Detectors  
 Test Item : Harmonic Radiated Emission Data  
 Test Date : 2019/09/25  
 Test Mode : Mode 3 MIMO: Transmit (802.11n-20BW\_14.4Mbps) (5260MHz)

## Vertical



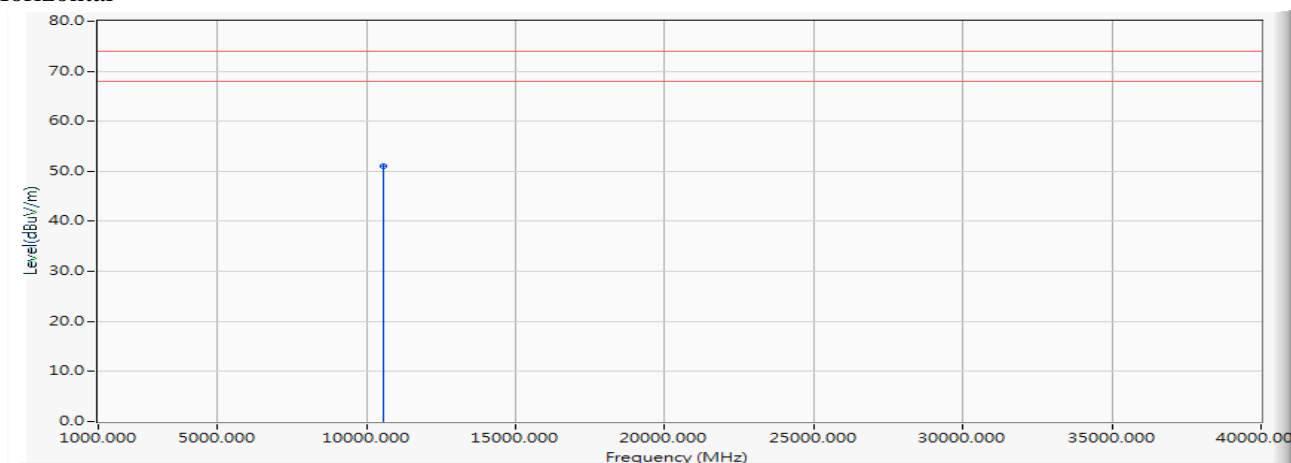
		Frequency (MHz)	Correct Factor (dB)	Reading Level (dBuV)	Measure Level (dBuV/m)	Margin (dB)	Limit (dBuV/m)	Detector Type
1	*	10520.000	13.107	40.287	53.394	-20.606	74.000	PEAK

## Note:

1. All Readings below 1GHz are Quasi-Peak, above 1GHz are performed with peak and/or average measurements as necessary.
2. Measurement Level = Reading Level + Correct Factor.
3. Correct Factor = Antenna factor + Cable loss – Amplifier gain.
4. The average measurement was not performed when the peak measured data under the limit of average detection.
5. The emission levels of other frequencies are very lower than the limit and not show in test report.

Product : Wireless/ Wired X-Ray Flat Panel Detectors  
 Test Item : Harmonic Radiated Emission Data  
 Test Date : 2019/10/04  
 Test Mode : Mode 3 MIMO: Transmit (802.11n-20BW\_14.4Mbps) (5280MHz)

## Horizontal



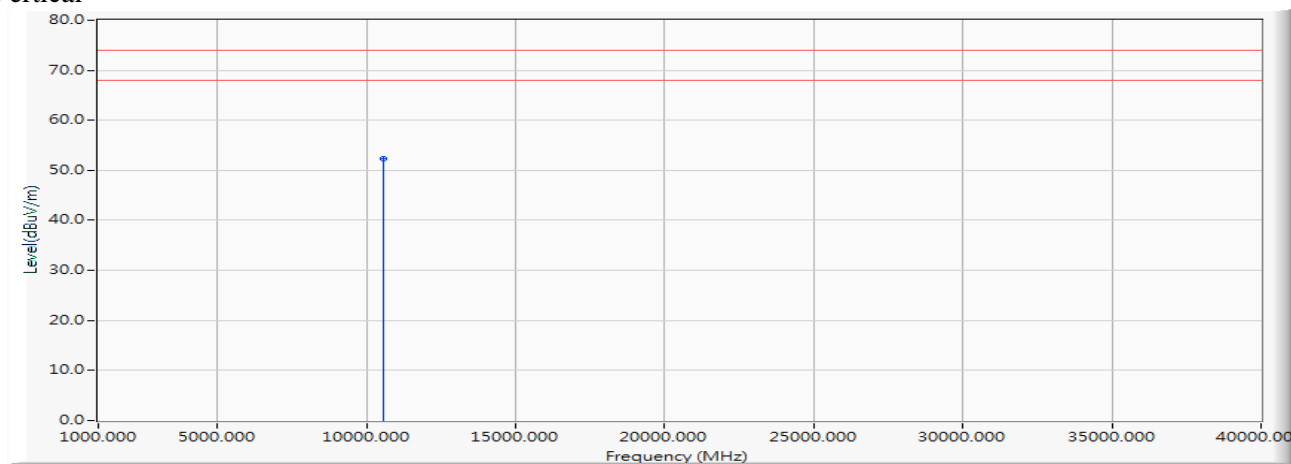
		Frequency (MHz)	Correct Factor (dB)	Reading Level (dBuV)	Measure Level (dBuV/m)	Margin (dB)	Limit (dBuV/m)	Detector Type
1	*	10560.000	23.118	28.026	51.144	-22.856	74.000	PEAK

## Note:

1. All Readings below 1GHz are Quasi-Peak, above 1GHz are performed with peak and/or average measurements as necessary.
2. Measurement Level = Reading Level + Correct Factor.
3. Correct Factor = Antenna factor + Cable loss – Amplifier gain.
4. The average measurement was not performed when the peak measured data under the limit of average detection.
5. The emission levels of other frequencies are very lower than the limit and not show in test report.

Product : Wireless/ Wired X-Ray Flat Panel Detectors  
 Test Item : Harmonic Radiated Emission Data  
 Test Date : 2019/10/04  
 Test Mode : Mode 3 MIMO: Transmit (802.11n-20BW\_14.4Mbps) (5280MHz)

## Vertical



		Frequency (MHz)	Correct Factor (dB)	Reading Level (dBuV)	Measure Level (dBuV/m)	Margin (dB)	Limit (dBuV/m)	Detector Type
1	*	10560.000	23.118	29.261	52.379	-21.621	74.000	PEAK

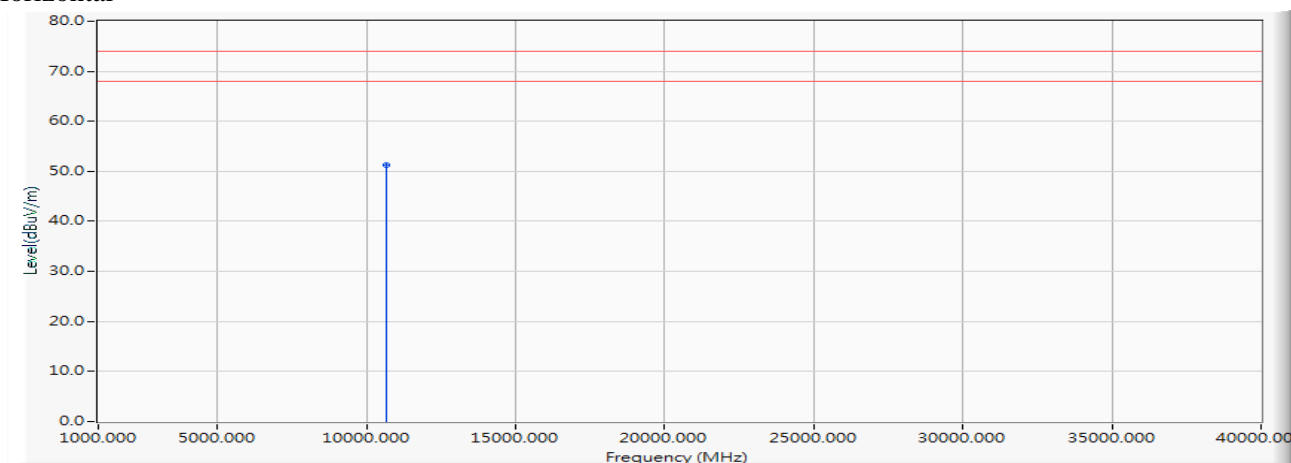
## Note:

1. All Readings below 1GHz are Quasi-Peak, above 1GHz are performed with peak and/or average measurements as necessary.
2. Measurement Level = Reading Level + Correct Factor.
3. Correct Factor = Antenna factor + Cable loss – Amplifier gain.
4. The average measurement was not performed when the peak measured data under the limit of average detection.
5. The emission levels of other frequencies are very lower than the limit and not show in test report.



Product : Wireless/ Wired X-Ray Flat Panel Detectors  
 Test Item : Harmonic Radiated Emission Data  
 Test Date : 2019/09/25  
 Test Mode : Mode 3 MIMO: Transmit (802.11n-20BW\_14.4Mbps) (5320MHz)

## Horizontal



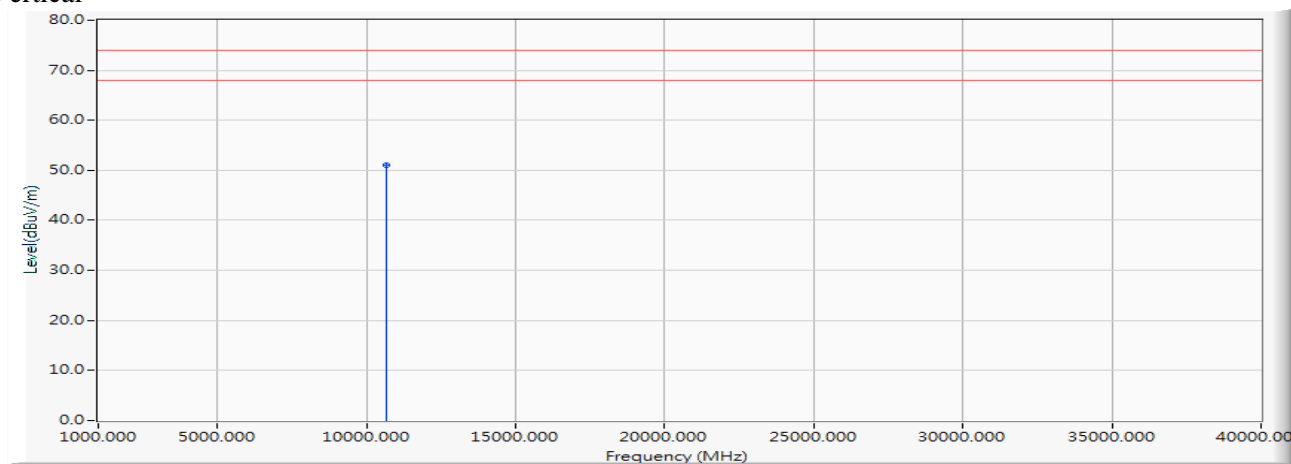
		Frequency (MHz)	Correct Factor (dB)	Reading Level (dBuV)	Measure Level (dBuV/m)	Margin (dB)	Limit (dBuV/m)	Detector Type
1	*	10640.000	13.129	38.056	51.186	-22.814	74.000	PEAK

## Note:

1. All Readings below 1GHz are Quasi-Peak, above 1GHz are performed with peak and/or average measurements as necessary.
2. Measurement Level = Reading Level + Correct Factor.
3. Correct Factor = Antenna factor + Cable loss – Amplifier gain.
4. The average measurement was not performed when the peak measured data under the limit of average detection.
5. The emission levels of other frequencies are very lower than the limit and not show in test report.

Product : Wireless/ Wired X-Ray Flat Panel Detectors  
 Test Item : Harmonic Radiated Emission Data  
 Test Date : 2019/09/25  
 Test Mode : Mode 3 MIMO: Transmit (802.11n-20BW\_14.4Mbps) (5320MHz)

## Vertical



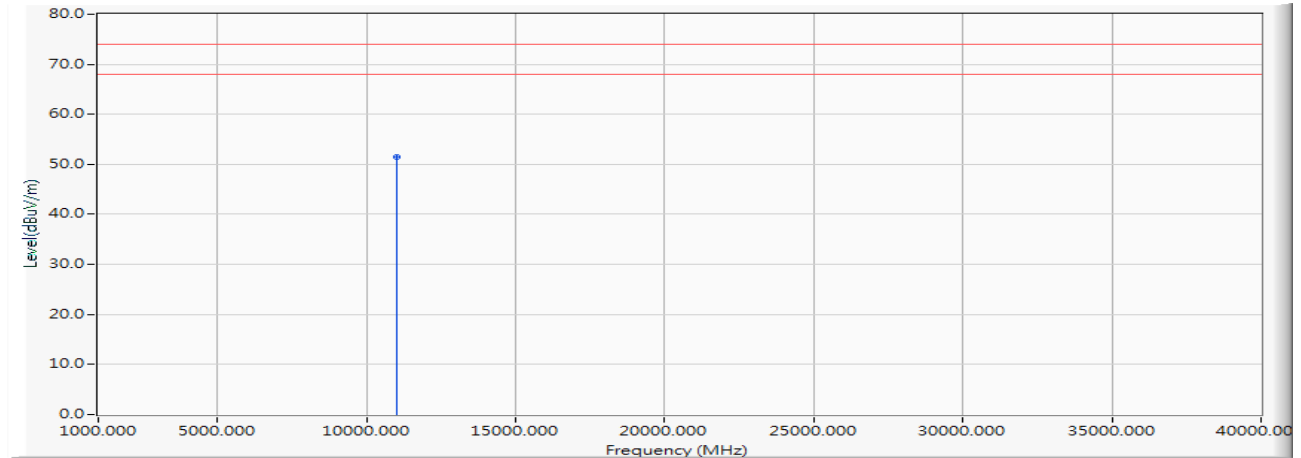
		Frequency (MHz)	Correct Factor (dB)	Reading Level (dBuV)	Measure Level (dBuV/m)	Margin (dB)	Limit (dBuV/m)	Detector Type
1	*	10640.000	13.129	38.015	51.145	-22.855	74.000	PEAK

## Note:

1. All Readings below 1GHz are Quasi-Peak, above 1GHz are performed with peak and/or average measurements as necessary.
2. Measurement Level = Reading Level + Correct Factor.
3. Correct Factor = Antenna factor + Cable loss – Amplifier gain.
4. The average measurement was not performed when the peak measured data under the limit of average detection.
5. The emission levels of other frequencies are very lower than the limit and not show in test report.

Product : Wireless/ Wired X-Ray Flat Panel Detectors  
 Test Item : Harmonic Radiated Emission Data  
 Test Date : 2019/09/25  
 Test Mode : Mode 3 MIMO: Transmit (802.11n-20BW\_14.4Mbps) (5500MHz)

## Horizontal



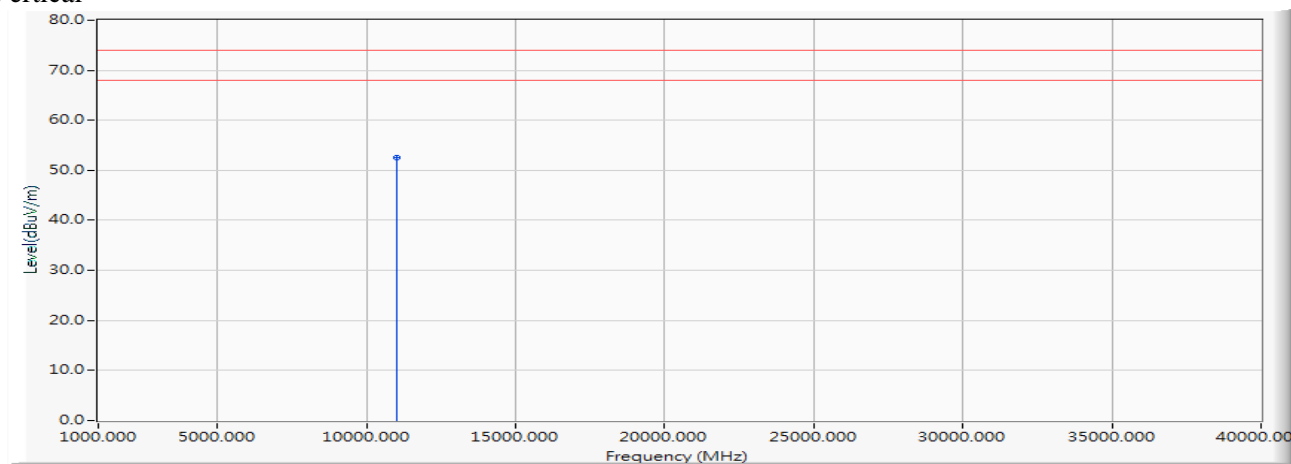
		Frequency (MHz)	Correct Factor (dB)	Reading Level (dBuV)	Measure Level (dBuV/m)	Margin (dB)	Limit (dBuV/m)	Detector Type
1	*	11000.000	13.649	37.850	51.498	-22.502	74.000	PEAK

## Note:

1. All Readings below 1GHz are Quasi-Peak, above 1GHz are performed with peak and/or average measurements as necessary.
2. Measurement Level = Reading Level + Correct Factor.
3. Correct Factor = Antenna factor + Cable loss – Amplifier gain.
4. The average measurement was not performed when the peak measured data under the limit of average detection.
5. The emission levels of other frequencies are very lower than the limit and not show in test report.

Product : Wireless/ Wired X-Ray Flat Panel Detectors  
 Test Item : Harmonic Radiated Emission Data  
 Test Date : 2019/09/25  
 Test Mode : Mode 3 MIMO: Transmit (802.11n-20BW\_14.4Mbps) (5500MHz)

## Vertical



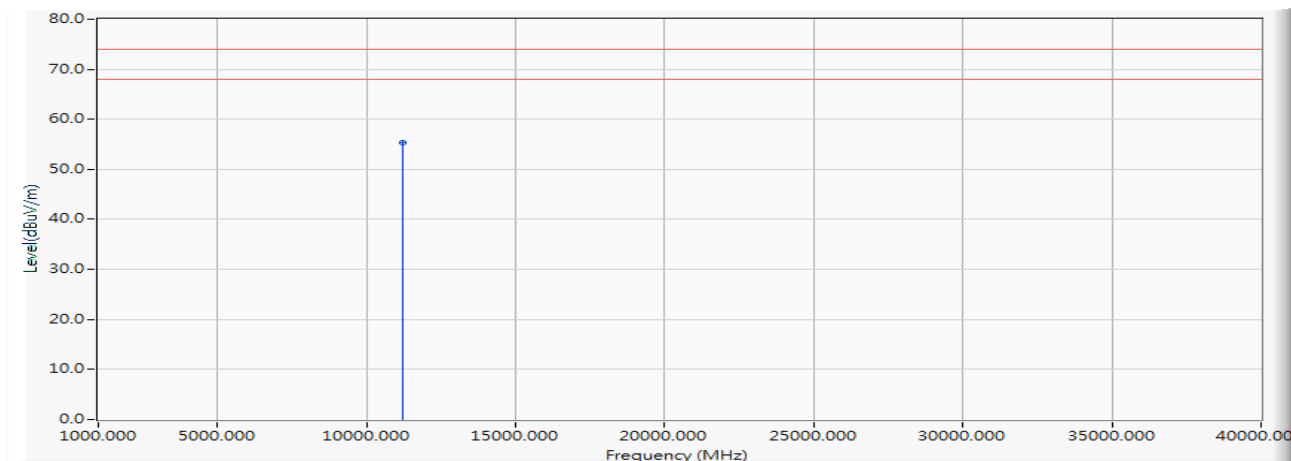
		Frequency (MHz)	Correct Factor (dB)	Reading Level (dBuV)	Measure Level (dBuV/m)	Margin (dB)	Limit (dBuV/m)	Detector Type
1	*	11000.000	13.649	38.996	52.644	-21.356	74.000	PEAK

## Note:

1. All Readings below 1GHz are Quasi-Peak, above 1GHz are performed with peak and/or average measurements as necessary.
2. Measurement Level = Reading Level + Correct Factor.
3. Correct Factor = Antenna factor + Cable loss – Amplifier gain.
4. The average measurement was not performed when the peak measured data under the limit of average detection.
5. The emission levels of other frequencies are very lower than the limit and not show in test report.

Product : Wireless/ Wired X-Ray Flat Panel Detectors  
 Test Item : Harmonic Radiated Emission Data  
 Test Date : 2019/10/04  
 Test Mode : Mode 3 MIMO: Transmit (802.11n-20BW\_14.4Mbps) (5600MHz)

## Horizontal



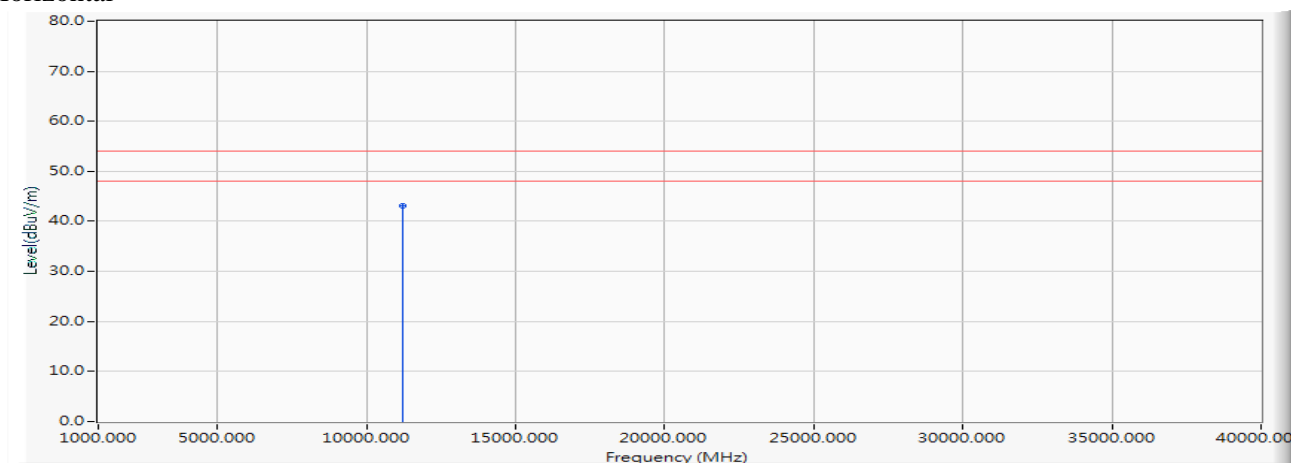
		Frequency (MHz)	Correct Factor (dB)	Reading Level (dBuV)	Measure Level (dBuV/m)	Margin (dB)	Limit (dBuV/m)	Detector Type
1	*	11200.000	25.238	30.047	55.285	-18.715	74.000	PEAK

## Note:

1. All Readings below 1GHz are Quasi-Peak, above 1GHz are performed with peak and/or average measurements as necessary.
2. Measurement Level = Reading Level + Correct Factor.
3. Correct Factor = Antenna factor + Cable loss – Amplifier gain.
4. The average measurement was not performed when the peak measured data under the limit of average detection.
5. The emission levels of other frequencies are very lower than the limit and not show in test report.

Product : Wireless/ Wired X-Ray Flat Panel Detectors  
 Test Item : Harmonic Radiated Emission Data  
 Test Date : 2019/10/04  
 Test Mode : Mode 3 MIMO: Transmit (802.11n-20BW\_14.4Mbps) (5600MHz)

## Horizontal



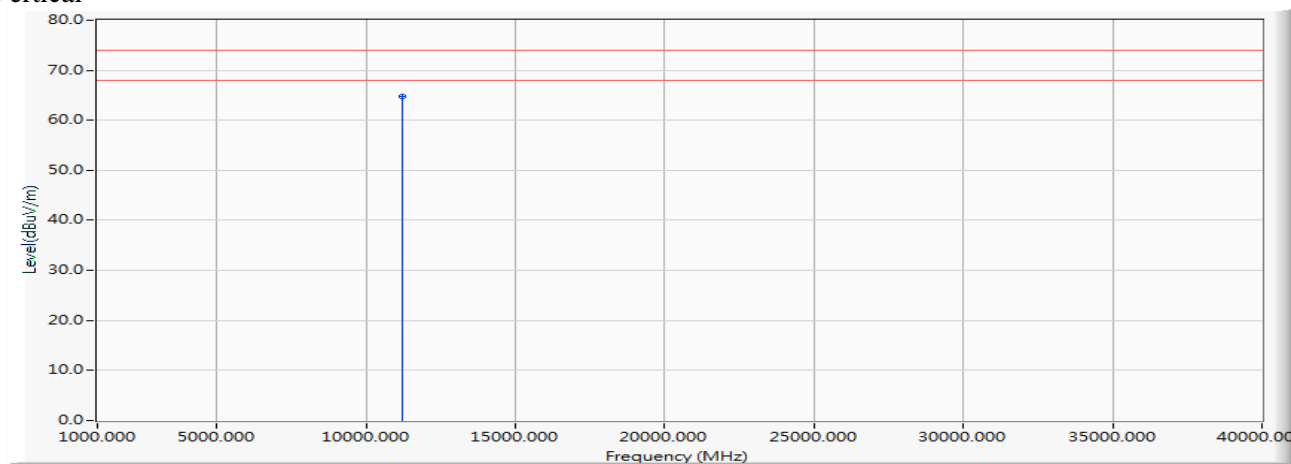
		Frequency (MHz)	Correct Factor (dB)	Reading Level (dBuV)	Measure Level (dBuV/m)	Margin (dB)	Limit (dBuV/m)	Detector Type
1	*	11200.000	25.238	17.824	43.062	-10.938	54.000	AVERAGE

## Note:

1. All Readings below 1GHz are Quasi-Peak, above 1GHz are performed with peak and/or average measurements as necessary.
2. Measurement Level = Reading Level + Correct Factor.
3. Correct Factor = Antenna factor + Cable loss – Amplifier gain.
4. The average measurement was not performed when the peak measured data under the limit of average detection.
5. The emission levels of other frequencies are very lower than the limit and not show in test report.

Product : Wireless/ Wired X-Ray Flat Panel Detectors  
 Test Item : Harmonic Radiated Emission Data  
 Test Date : 2019/09/25  
 Test Mode : Mode 3 MIMO: Transmit (802.11n-20BW\_14.4Mbps) (5600MHz)

## Vertical



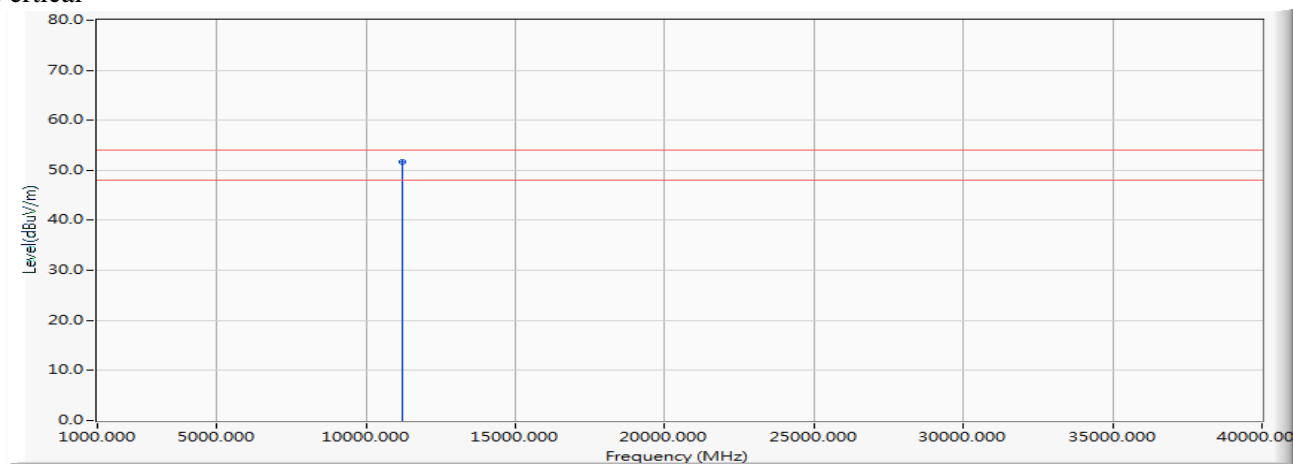
		Frequency (MHz)	Correct Factor (dB)	Reading Level (dBuV)	Measure Level (dBuV/m)	Margin (dB)	Limit (dBuV/m)	Detector Type
1	*	11200.000	25.238	39.611	64.849	-9.151	74.000	PEAK

## Note:

1. All Readings below 1GHz are Quasi-Peak, above 1GHz are performed with peak and/or average measurements as necessary.
2. Measurement Level = Reading Level + Correct Factor.
3. Correct Factor = Antenna factor + Cable loss – Amplifier gain.
4. The average measurement was not performed when the peak measured data under the limit of average detection.
5. The emission levels of other frequencies are very lower than the limit and not show in test report.

Product : Wireless/ Wired X-Ray Flat Panel Detectors  
 Test Item : Harmonic Radiated Emission Data  
 Test Date : 2019/09/25  
 Test Mode : Mode 3 MIMO: Transmit (802.11n-20BW\_14.4Mbps) (5600MHz)

## Vertical



		Frequency (MHz)	Correct Factor (dB)	Reading Level (dBuV)	Measure Level (dBuV/m)	Margin (dB)	Limit (dBuV/m)	Detector Type
1	*	11200.000	25.238	26.532	51.770	-2.230	54.000	AVERAGE

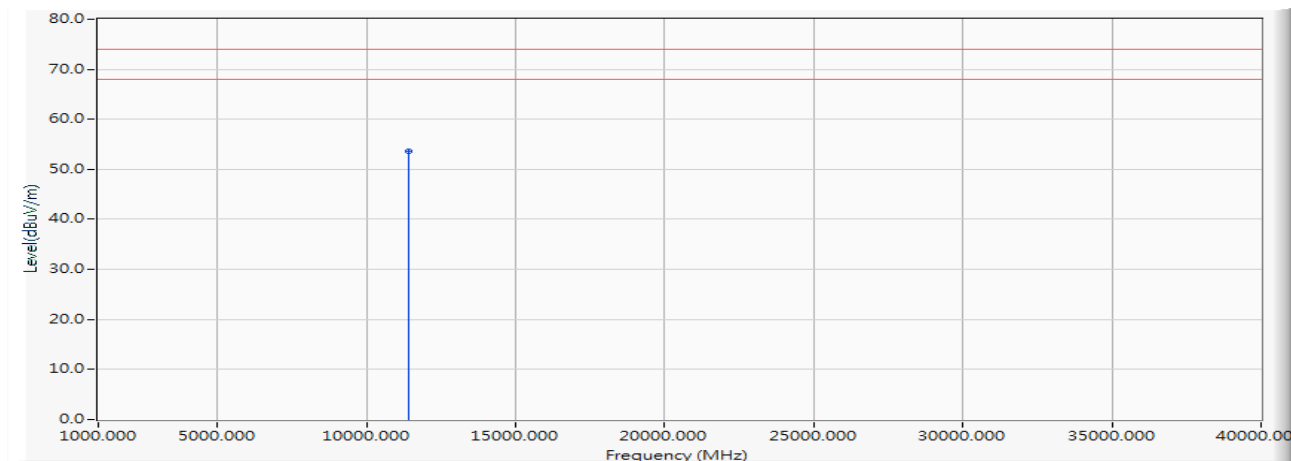
## Note:

1. All Readings below 1GHz are Quasi-Peak, above 1GHz are performed with peak and/or average measurements as necessary.
2. Measurement Level = Reading Level + Correct Factor.
3. Correct Factor = Antenna factor + Cable loss – Amplifier gain.
4. The average measurement was not performed when the peak measured data under the limit of average detection.
5. The emission levels of other frequencies are very lower than the limit and not show in test report.



Product : Wireless/ Wired X-Ray Flat Panel Detectors  
 Test Item : Harmonic Radiated Emission Data  
 Test Date : 2019/09/25  
 Test Mode : Mode 3 MIMO: Transmit (802.11n-20BW\_14.4Mbps) (5700MHz)

## Horizontal



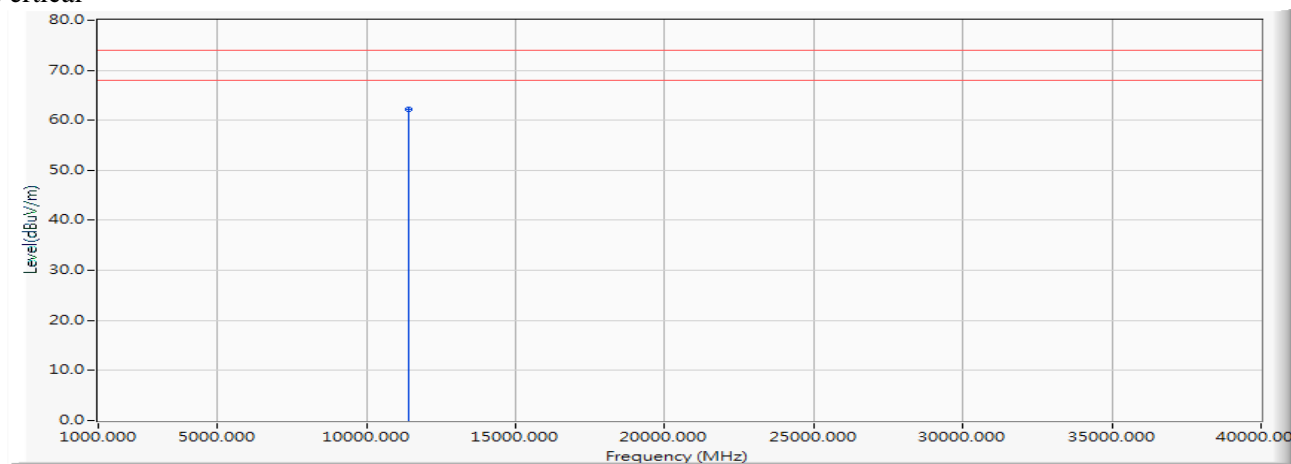
		Frequency (MHz)	Correct Factor (dB)	Reading Level (dBuV)	Measure Level (dBuV/m)	Margin (dB)	Limit (dBuV/m)	Detector Type
1	*	11400.000	15.089	38.541	53.629	-20.371	74.000	PEAK

## Note:

1. All Readings below 1GHz are Quasi-Peak, above 1GHz are performed with peak and/or average measurements as necessary.
2. Measurement Level = Reading Level + Correct Factor.
3. Correct Factor = Antenna factor + Cable loss – Amplifier gain.
4. The average measurement was not performed when the peak measured data under the limit of average detection.
5. The emission levels of other frequencies are very lower than the limit and not show in test report.

Product : Wireless/ Wired X-Ray Flat Panel Detectors  
 Test Item : Harmonic Radiated Emission Data  
 Test Date : 2019/09/25  
 Test Mode : Mode 3 MIMO: Transmit (802.11n-20BW\_14.4Mbps) (5700MHz)

## Vertical



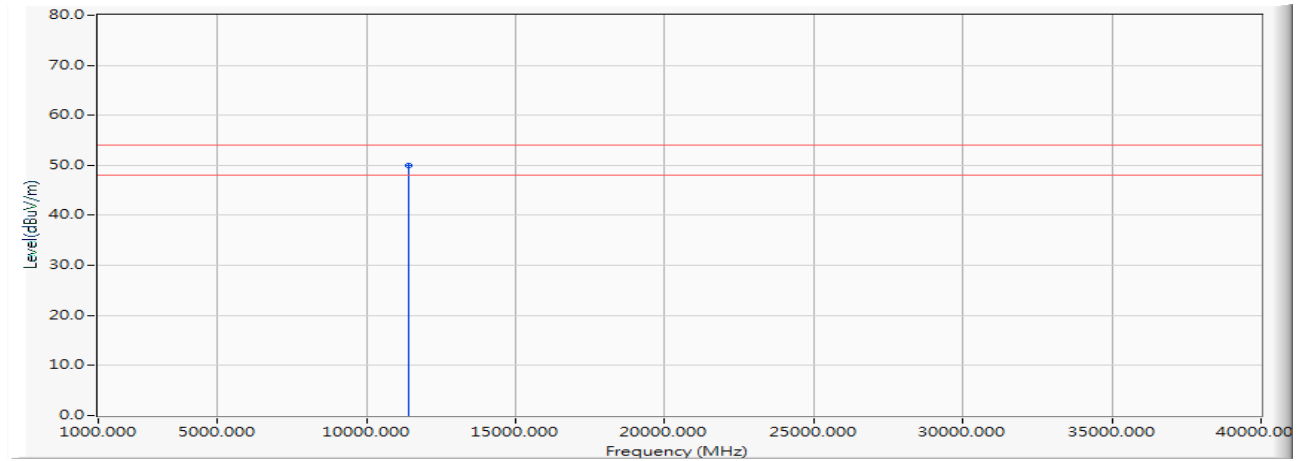
		Frequency (MHz)	Correct Factor (dB)	Reading Level (dBuV)	Measure Level (dBuV/m)	Margin (dB)	Limit (dBuV/m)	Detector Type
1	*	11400.000	15.089	47.163	62.251	-11.749	74.000	PEAK

## Note:

1. All Readings below 1GHz are Quasi-Peak, above 1GHz are performed with peak and/or average measurements as necessary.
2. Measurement Level = Reading Level + Correct Factor.
3. Correct Factor = Antenna factor + Cable loss – Amplifier gain.
4. The average measurement was not performed when the peak measured data under the limit of average detection.
5. The emission levels of other frequencies are very lower than the limit and not show in test report.

Product : Wireless/ Wired X-Ray Flat Panel Detectors  
 Test Item : Harmonic Radiated Emission Data  
 Test Date : 2019/09/25  
 Test Mode : Mode 3 MIMO: Transmit (802.11n-20BW\_14.4Mbps) (5700MHz)

Vertical



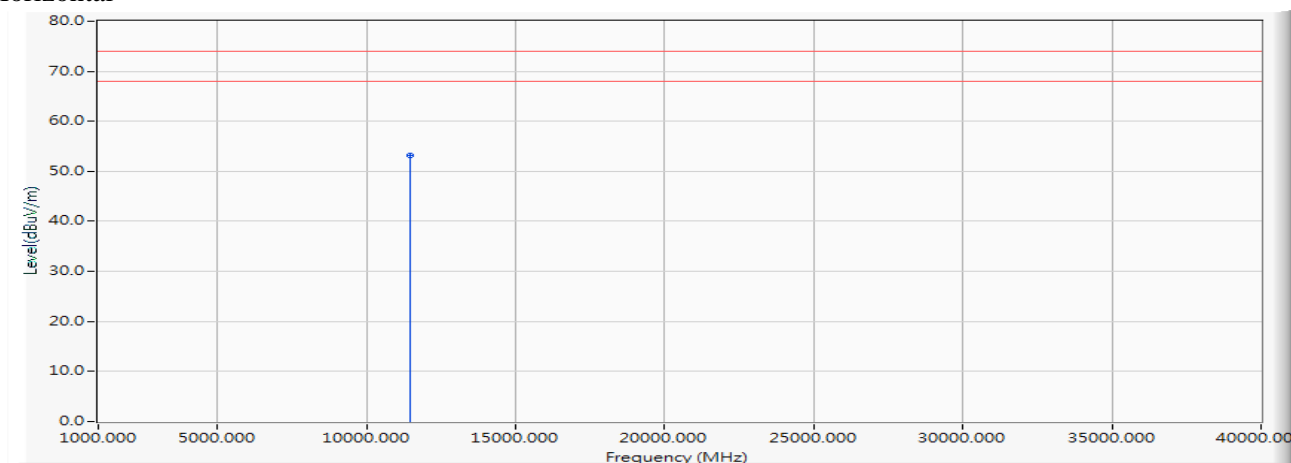
		Frequency (MHz)	Correct Factor (dB)	Reading Level (dBuV)	Measure Level (dBuV/m)	Margin (dB)	Limit (dBuV/m)	Detector Type
1	*	11400.000	15.089	34.784	49.872	-4.128	54.000	AVERAGE

Note:

1. All Readings below 1GHz are Quasi-Peak, above 1GHz are performed with peak and/or average measurements as necessary.
2. Measurement Level = Reading Level + Correct Factor.
3. Correct Factor = Antenna factor + Cable loss – Amplifier gain.
4. The average measurement was not performed when the peak measured data under the limit of average detection.
5. The emission levels of other frequencies are very lower than the limit and not show in test report.

Product : Wireless/ Wired X-Ray Flat Panel Detectors  
 Test Item : Harmonic Radiated Emission Data  
 Test Date : 2019/09/25  
 Test Mode : Mode 3 MIMO: Transmit (802.11n-20BW\_14.4Mbps) (5720MHz)

## Horizontal



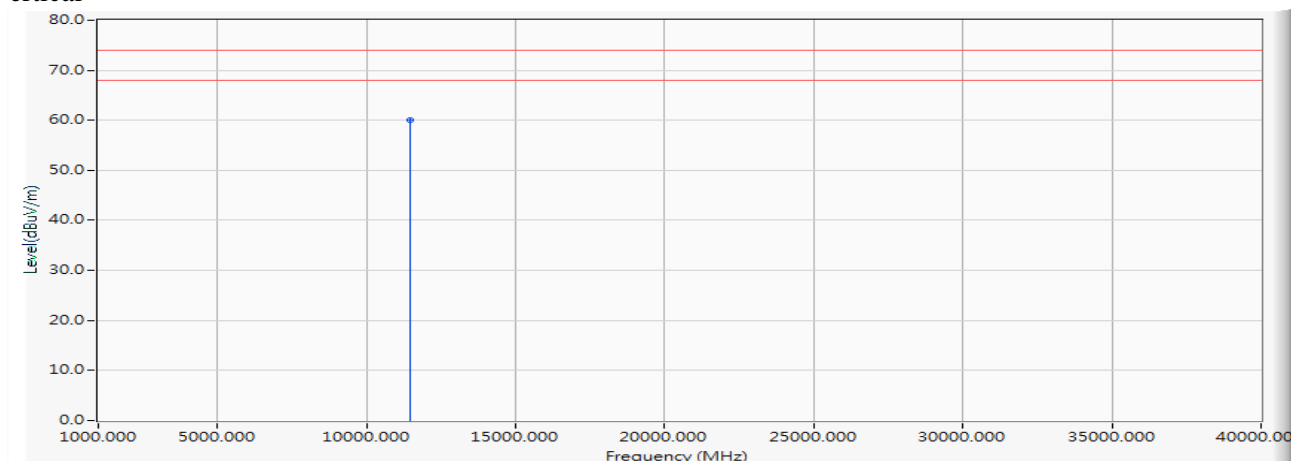
		Frequency (MHz)	Correct Factor (dB)	Reading Level (dBuV)	Measure Level (dBuV/m)	Margin (dB)	Limit (dBuV/m)	Detector Type
1	*	11440.000	15.161	38.021	53.182	-20.818	74.000	PEAK

## Note:

1. All Readings below 1GHz are Quasi-Peak, above 1GHz are performed with peak and/or average measurements as necessary.
2. Measurement Level = Reading Level + Correct Factor.
3. Correct Factor = Antenna factor + Cable loss – Amplifier gain.
4. The average measurement was not performed when the peak measured data under the limit of average detection.
5. The emission levels of other frequencies are very lower than the limit and not show in test report.

Product : Wireless/ Wired X-Ray Flat Panel Detectors  
 Test Item : Harmonic Radiated Emission Data  
 Test Date : 2019/09/25  
 Test Mode : Mode 3 MIMO: Transmit (802.11n-20BW\_14.4Mbps) (5720MHz)

## Vertical



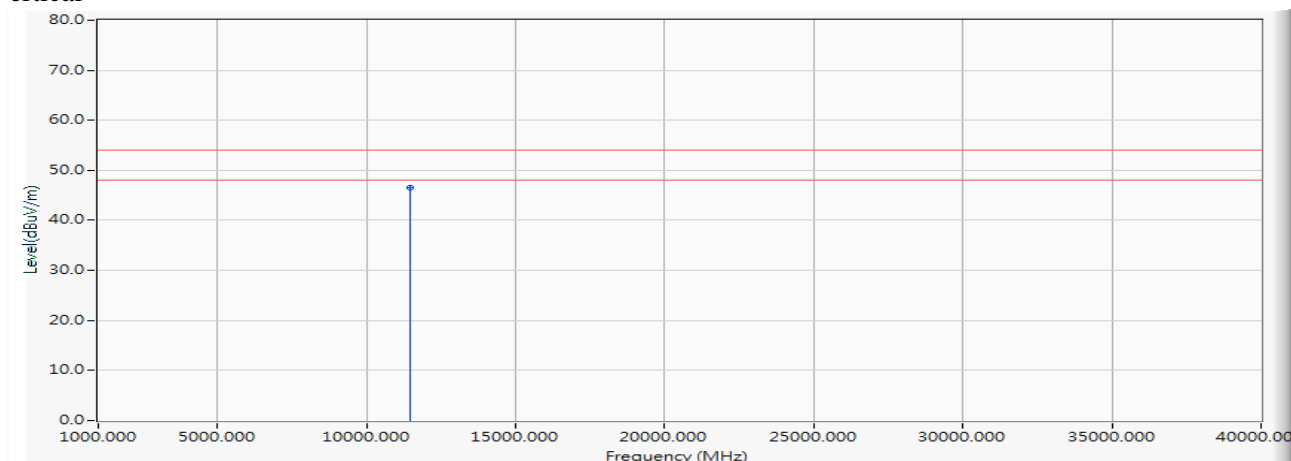
		Frequency (MHz)	Correct Factor (dB)	Reading Level (dBuV)	Measure Level (dBuV/m)	Margin (dB)	Limit (dBuV/m)	Detector Type
1	*	11440.000	15.161	44.823	59.984	-14.016	74.000	PEAK

## Note:

1. All Readings below 1GHz are Quasi-Peak, above 1GHz are performed with peak and/or average measurements as necessary.
2. Measurement Level = Reading Level + Correct Factor.
3. Correct Factor = Antenna factor + Cable loss – Amplifier gain.
4. The average measurement was not performed when the peak measured data under the limit of average detection.
5. The emission levels of other frequencies are very lower than the limit and not show in test report.

Product : Wireless/ Wired X-Ray Flat Panel Detectors  
 Test Item : Harmonic Radiated Emission Data  
 Test Date : 2019/09/25  
 Test Mode : Mode 3 MIMO: Transmit (802.11n-20BW\_14.4Mbps) (5720MHz)

## Vertical



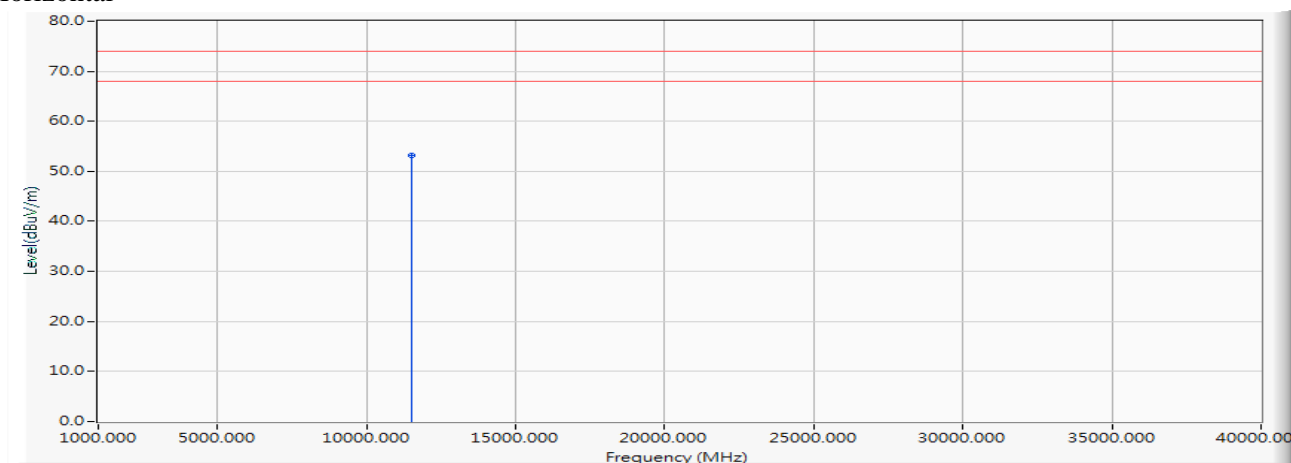
		Frequency (MHz)	Correct Factor (dB)	Reading Level (dBuV)	Measure Level (dBuV/m)	Margin (dB)	Limit (dBuV/m)	Detector Type
1	*	11440.000	15.161	31.469	46.630	-7.370	54.000	AVERAGE

## Note:

1. All Readings below 1GHz are Quasi-Peak, above 1GHz are performed with peak and/or average measurements as necessary.
2. Measurement Level = Reading Level + Correct Factor.
3. Correct Factor = Antenna factor + Cable loss – Amplifier gain.
4. The average measurement was not performed when the peak measured data under the limit of average detection.
5. The emission levels of other frequencies are very lower than the limit and not show in test report.

Product : Wireless/ Wired X-Ray Flat Panel Detectors  
 Test Item : Harmonic Radiated Emission Data  
 Test Date : 2019/09/25  
 Test Mode : Mode 3 MIMO: Transmit (802.11n-20BW\_14.4Mbps) (5745MHz)

## Horizontal



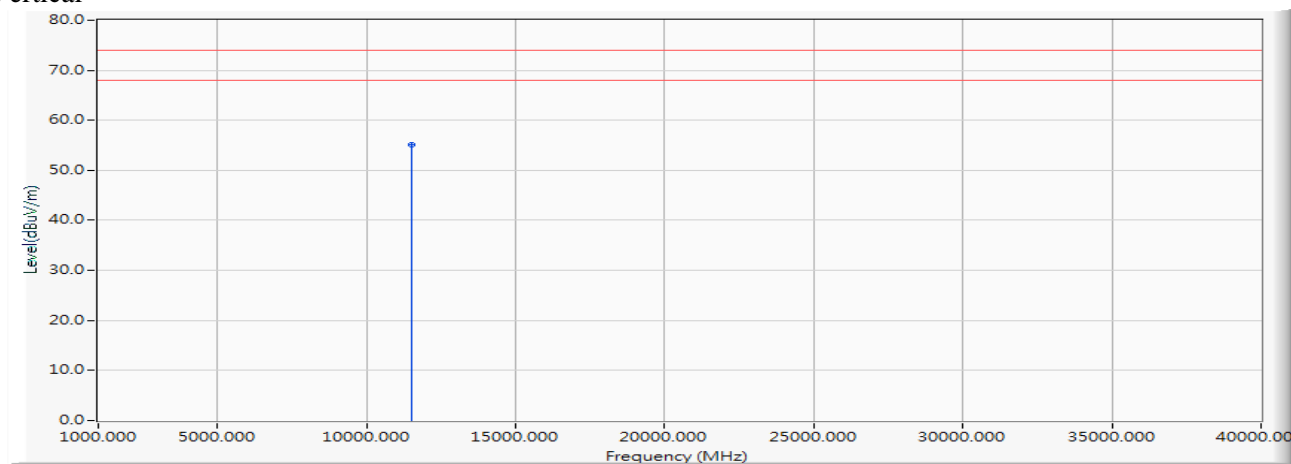
		Frequency (MHz)	Correct Factor (dB)	Reading Level (dBuV)	Measure Level (dBuV/m)	Margin (dB)	Limit (dBuV/m)	Detector Type
1	*	11490.000	15.242	37.860	53.102	-20.898	74.000	PEAK

## Note:

1. All Readings below 1GHz are Quasi-Peak, above 1GHz are performed with peak and/or average measurements as necessary.
2. Measurement Level = Reading Level + Correct Factor.
3. Correct Factor = Antenna factor + Cable loss – Amplifier gain.
4. The average measurement was not performed when the peak measured data under the limit of average detection.
5. The emission levels of other frequencies are very lower than the limit and not show in test report.

Product : Wireless/ Wired X-Ray Flat Panel Detectors  
 Test Item : Harmonic Radiated Emission Data  
 Test Date : 2019/09/25  
 Test Mode : Mode 3 MIMO: Transmit (802.11n-20BW\_14.4Mbps) (5745MHz)

## Vertical



		Frequency (MHz)	Correct Factor (dB)	Reading Level (dBuV)	Measure Level (dBuV/m)	Margin (dB)	Limit (dBuV/m)	Detector Type
1	*	11490.000	15.242	39.860	55.102	-18.898	74.000	PEAK

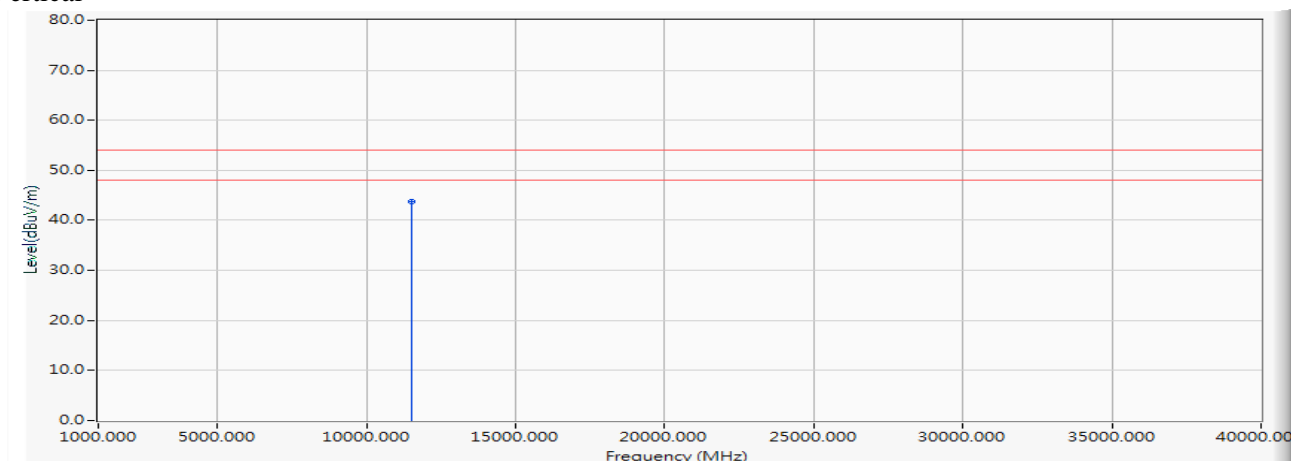
## Note:

1. All Readings below 1GHz are Quasi-Peak, above 1GHz are performed with peak and/or average measurements as necessary.
2. Measurement Level = Reading Level + Correct Factor.
3. Correct Factor = Antenna factor + Cable loss – Amplifier gain.
4. The average measurement was not performed when the peak measured data under the limit of average detection.
5. The emission levels of other frequencies are very lower than the limit and not show in test report.



Product : Wireless/ Wired X-Ray Flat Panel Detectors  
 Test Item : Harmonic Radiated Emission Data  
 Test Date : 2019/09/25  
 Test Mode : Mode 3 MIMO: Transmit (802.11n-20BW\_14.4Mbps) (5745MHz)

Vertical



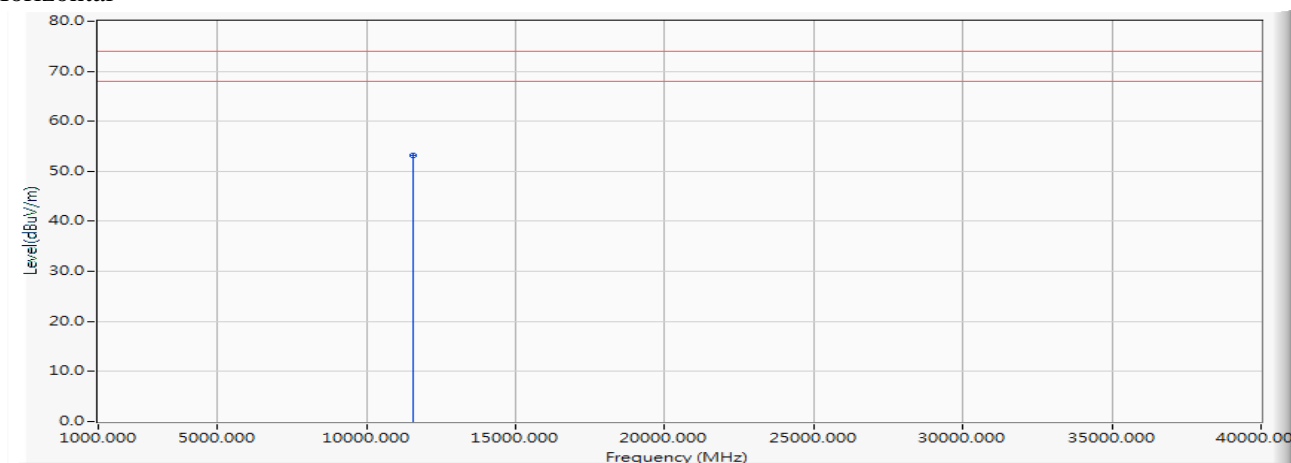
		Frequency (MHz)	Correct Factor (dB)	Reading Level (dBuV)	Measure Level (dBuV/m)	Margin (dB)	Limit (dBuV/m)	Detector Type
1	*	11490.000	15.242	28.470	43.712	-10.288	54.000	AVERAGE

Note:

1. All Readings below 1GHz are Quasi-Peak, above 1GHz are performed with peak and/or average measurements as necessary.
2. Measurement Level = Reading Level + Correct Factor.
3. Correct Factor = Antenna factor + Cable loss – Amplifier gain.
4. The average measurement was not performed when the peak measured data under the limit of average detection.
5. The emission levels of other frequencies are very lower than the limit and not show in test report.

Product : Wireless/ Wired X-Ray Flat Panel Detectors  
 Test Item : Harmonic Radiated Emission Data  
 Test Date : 2019/09/25  
 Test Mode : Mode 3 MIMO: Transmit (802.11n-20BW\_14.4Mbps) (5785MHz)

## Horizontal



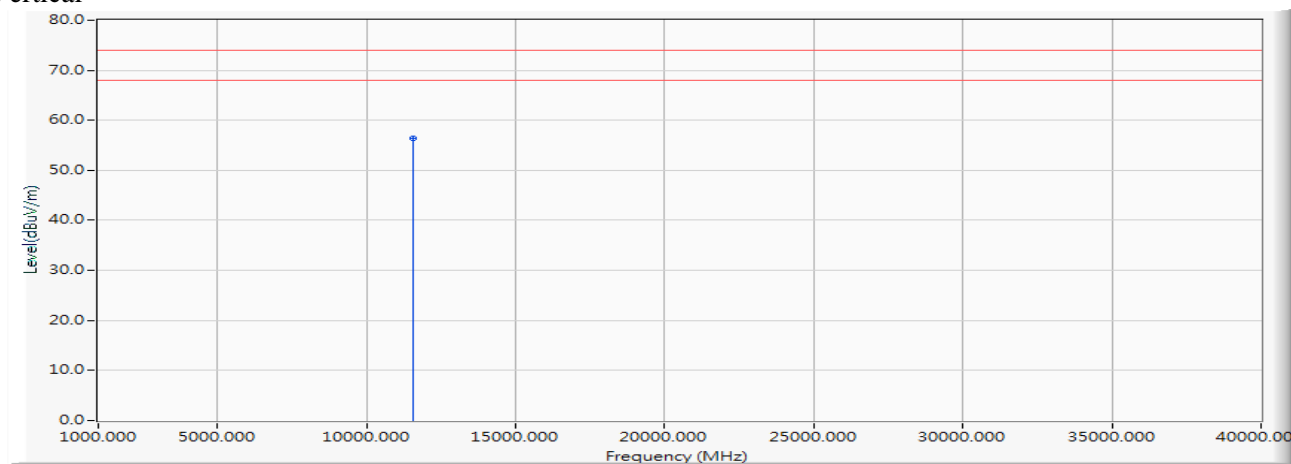
		Frequency (MHz)	Correct Factor (dB)	Reading Level (dBuV)	Measure Level (dBuV/m)	Margin (dB)	Limit (dBuV/m)	Detector Type
1	*	11570.000	14.740	38.410	53.150	-20.850	74.000	PEAK

## Note:

1. All Readings below 1GHz are Quasi-Peak, above 1GHz are performed with peak and/or average measurements as necessary.
2. Measurement Level = Reading Level + Correct Factor.
3. Correct Factor = Antenna factor + Cable loss – Amplifier gain.
4. The average measurement was not performed when the peak measured data under the limit of average detection.
5. The emission levels of other frequencies are very lower than the limit and not show in test report.

Product : Wireless/ Wired X-Ray Flat Panel Detectors  
 Test Item : Harmonic Radiated Emission Data  
 Test Date : 2019/09/25  
 Test Mode : Mode 3 MIMO: Transmit (802.11n-20BW\_14.4Mbps) (5785MHz)

## Vertical



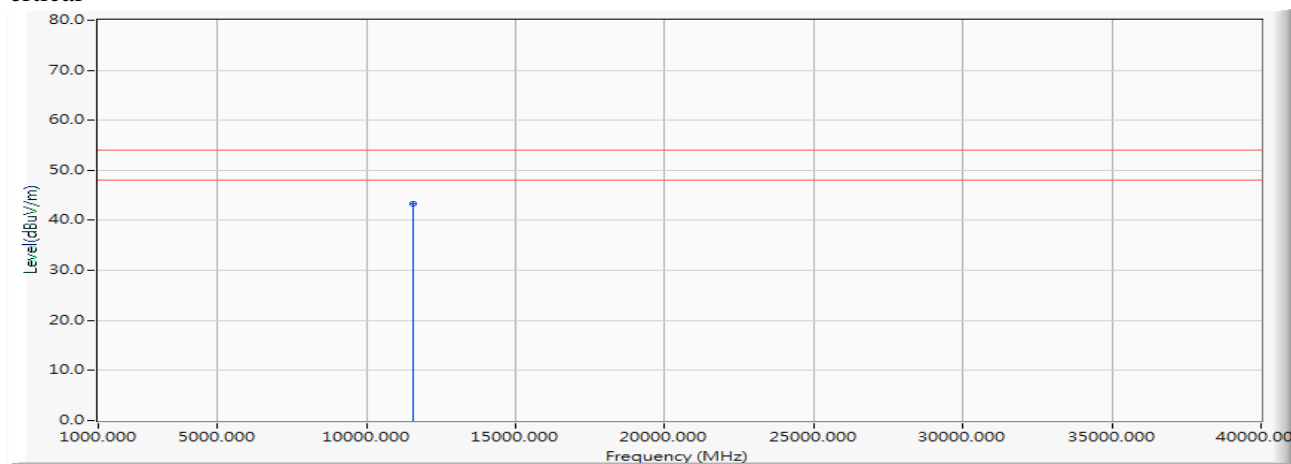
		Frequency (MHz)	Correct Factor (dB)	Reading Level (dBuV)	Measure Level (dBuV/m)	Margin (dB)	Limit (dBuV/m)	Detector Type
1	*	11570.000	14.740	41.632	56.372	-17.628	74.000	PEAK

## Note:

1. All Readings below 1GHz are Quasi-Peak, above 1GHz are performed with peak and/or average measurements as necessary.
2. Measurement Level = Reading Level + Correct Factor.
3. Correct Factor = Antenna factor + Cable loss – Amplifier gain.
4. The average measurement was not performed when the peak measured data under the limit of average detection.
5. The emission levels of other frequencies are very lower than the limit and not show in test report.

Product : Wireless/ Wired X-Ray Flat Panel Detectors  
 Test Item : Harmonic Radiated Emission Data  
 Test Date : 2019/09/25  
 Test Mode : Mode 3 MIMO: Transmit (802.11n-20BW\_14.4Mbps) (5785MHz)

Vertical



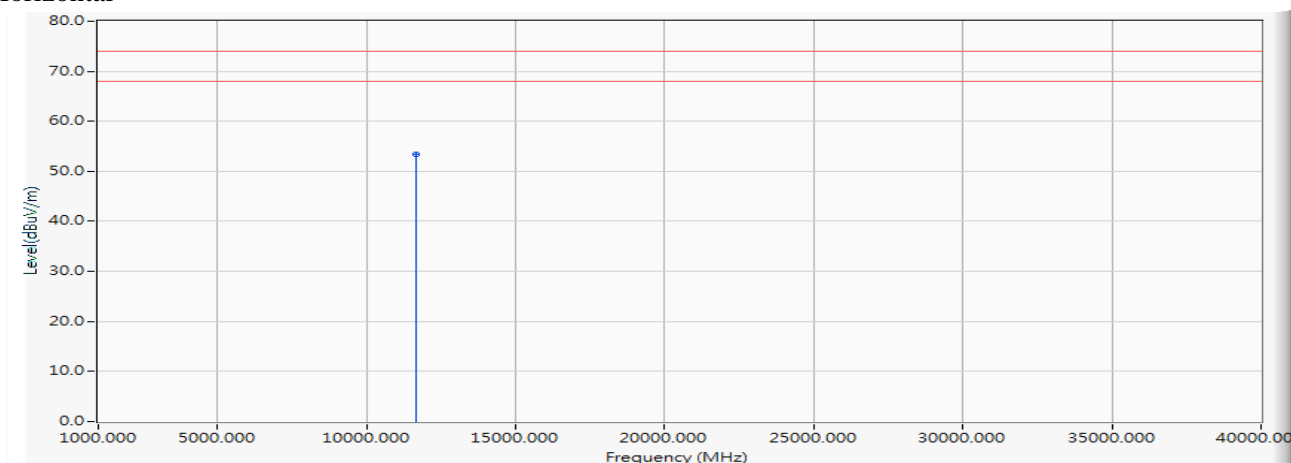
		Frequency (MHz)	Correct Factor (dB)	Reading Level (dBuV)	Measure Level (dBuV/m)	Margin (dB)	Limit (dBuV/m)	Detector Type
1	*	11570.000	14.740	28.630	43.370	-10.630	54.000	AVERAGE

Note:

1. All Readings below 1GHz are Quasi-Peak, above 1GHz are performed with peak and/or average measurements as necessary.
2. Measurement Level = Reading Level + Correct Factor.
3. Correct Factor = Antenna factor + Cable loss – Amplifier gain.
4. The average measurement was not performed when the peak measured data under the limit of average detection.
5. The emission levels of other frequencies are very lower than the limit and not show in test report.

Product : Wireless/ Wired X-Ray Flat Panel Detectors  
 Test Item : Harmonic Radiated Emission Data  
 Test Date : 2019/09/25  
 Test Mode : Mode 3 MIMO: Transmit (802.11n-20BW\_14.4Mbps) (5825MHz)

## Horizontal



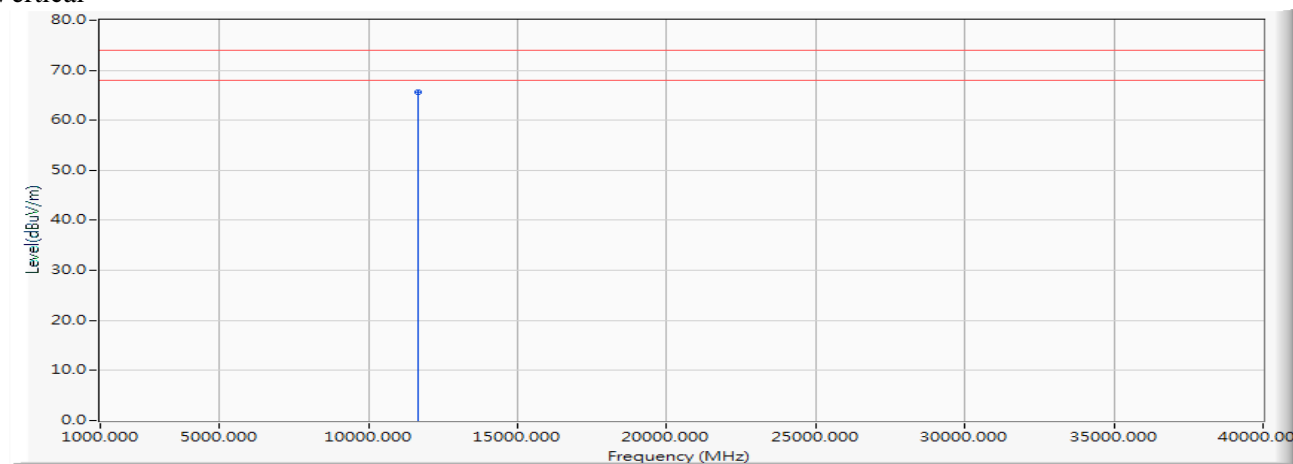
		Frequency (MHz)	Correct Factor (dB)	Reading Level (dBuV)	Measure Level (dBuV/m)	Margin (dB)	Limit (dBuV/m)	Detector Type
1	*	11650.000	14.096	39.264	53.360	-20.640	74.000	PEAK

## Note:

1. All Readings below 1GHz are Quasi-Peak, above 1GHz are performed with peak and/or average measurements as necessary.
2. Measurement Level = Reading Level + Correct Factor.
3. Correct Factor = Antenna factor + Cable loss – Amplifier gain.
4. The average measurement was not performed when the peak measured data under the limit of average detection.
5. The emission levels of other frequencies are very lower than the limit and not show in test report.

Product : Wireless/ Wired X-Ray Flat Panel Detectors  
 Test Item : Harmonic Radiated Emission Data  
 Test Date : 2019/09/25  
 Test Mode : Mode 3 MIMO: Transmit (802.11n-20BW\_14.4Mbps) (5825MHz)

## Vertical



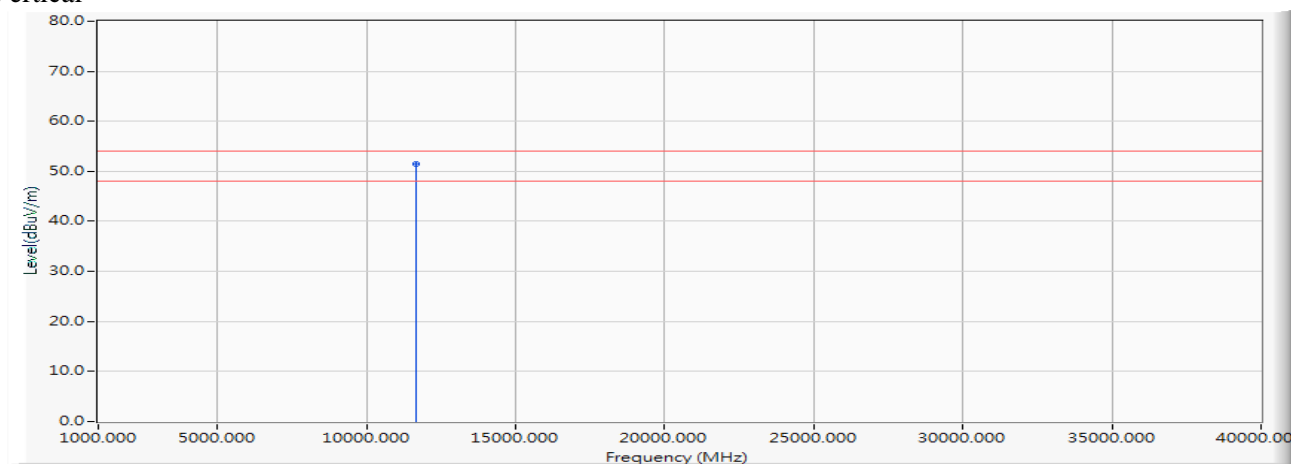
		Frequency (MHz)	Correct Factor (dB)	Reading Level (dBuV)	Measure Level (dBuV/m)	Margin (dB)	Limit (dBuV/m)	Detector Type
1	*	11650.000	14.096	51.498	65.594	-8.406	74.000	PEAK

## Note:

1. All Readings below 1GHz are Quasi-Peak, above 1GHz are performed with peak and/or average measurements as necessary.
2. Measurement Level = Reading Level + Correct Factor.
3. Correct Factor = Antenna factor + Cable loss – Amplifier gain.
4. The average measurement was not performed when the peak measured data under the limit of average detection.
5. The emission levels of other frequencies are very lower than the limit and not show in test report.

Product : Wireless/ Wired X-Ray Flat Panel Detectors  
 Test Item : Harmonic Radiated Emission Data  
 Test Date : 2019/09/25  
 Test Mode : Mode 3 MIMO: Transmit (802.11n-20BW\_14.4Mbps) (5825MHz)

## Vertical



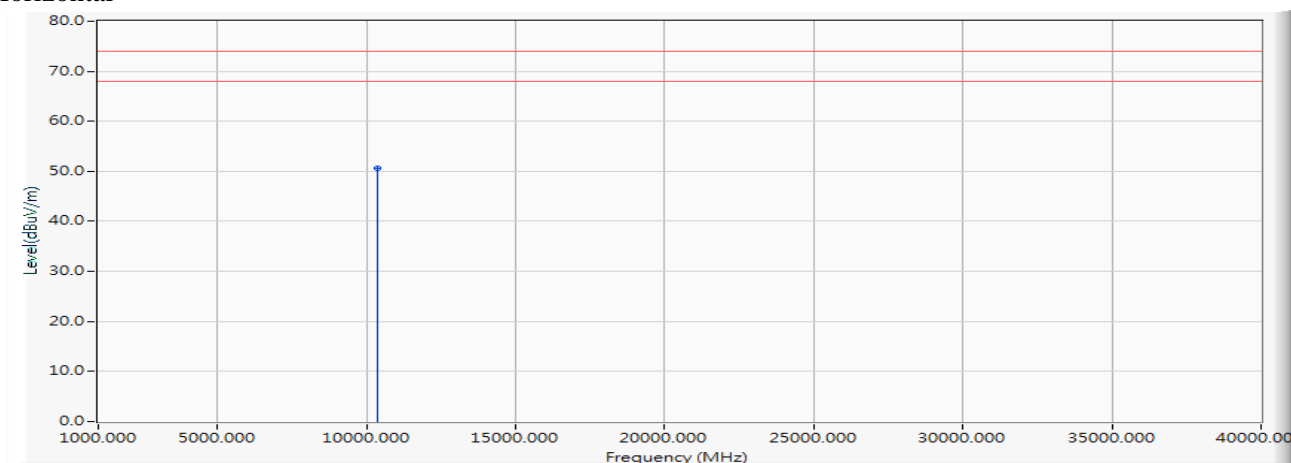
		Frequency (MHz)	Correct Factor (dB)	Reading Level (dBuV)	Measure Level (dBuV/m)	Margin (dB)	Limit (dBuV/m)	Detector Type
1	*	11650.000	14.096	37.432	51.528	-2.472	54.000	AVERAGE

## Note:

1. All Readings below 1GHz are Quasi-Peak, above 1GHz are performed with peak and/or average measurements as necessary.
2. Measurement Level = Reading Level + Correct Factor.
3. Correct Factor = Antenna factor + Cable loss – Amplifier gain.
4. The average measurement was not performed when the peak measured data under the limit of average detection.
5. The emission levels of other frequencies are very lower than the limit and not show in test report.

Product : Wireless/ Wired X-Ray Flat Panel Detectors  
 Test Item : Harmonic Radiated Emission Data  
 Test Date : 2019/09/25  
 Test Mode : Mode 3 MIMO: Transmit (802.11n-40BW\_30Mbps) (5190MHz)

## Horizontal



		Frequency (MHz)	Correct Factor (dB)	Reading Level (dBuV)	Measure Level (dBuV/m)	Margin (dB)	Limit (dBuV/m)	Detector Type
1	*	10380.000	13.352	37.353	50.705	-23.295	74.000	PEAK

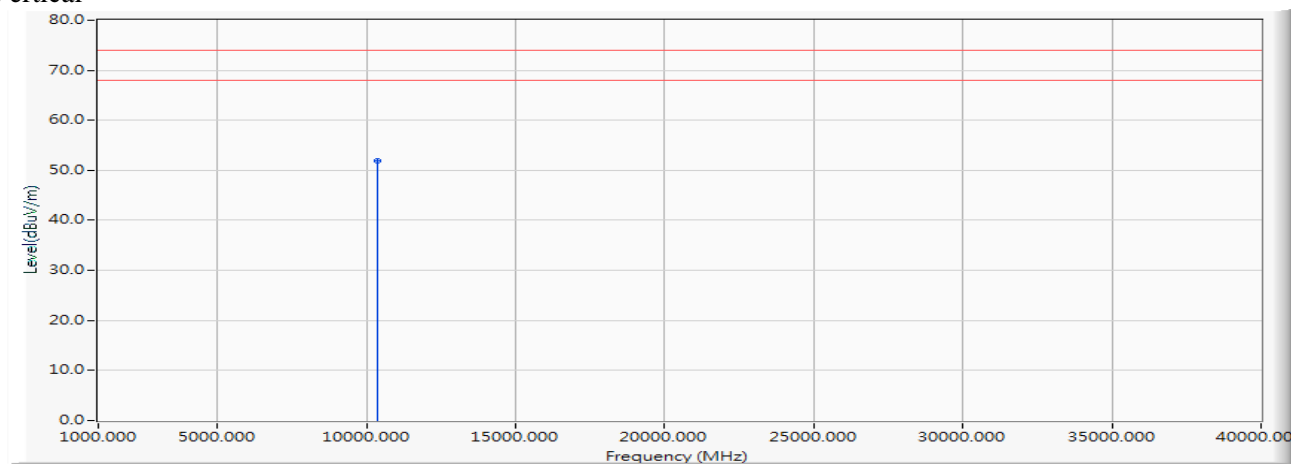
## Note:

1. All Readings below 1GHz are Quasi-Peak, above 1GHz are performed with peak and/or average measurements as necessary.
2. Measurement Level = Reading Level + Correct Factor.
3. Correct Factor = Antenna factor + Cable loss – Amplifier gain.
4. The average measurement was not performed when the peak measured data under the limit of average detection.
5. The emission levels of other frequencies are very lower than the limit and not show in test report.



Product : Wireless/ Wired X-Ray Flat Panel Detectors  
 Test Item : Harmonic Radiated Emission Data  
 Test Date : 2019/09/25  
 Test Mode : Mode 3 MIMO: Transmit (802.11n-40BW\_30Mbps) (5190MHz)

## Vertical



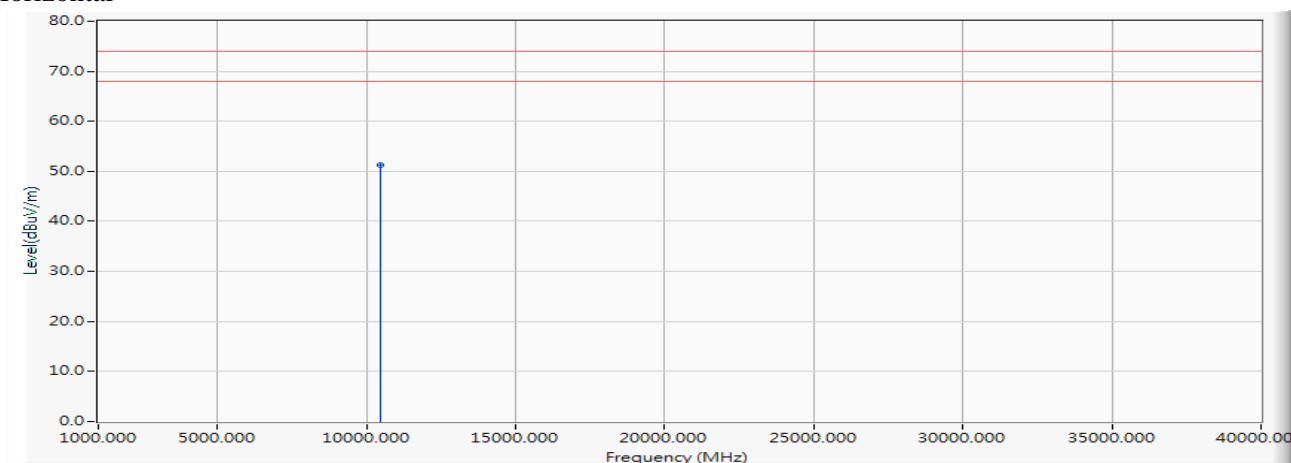
		Frequency (MHz)	Correct Factor (dB)	Reading Level (dBuV)	Measure Level (dBuV/m)	Margin (dB)	Limit (dBuV/m)	Detector Type
1	*	10380.000	13.352	38.469	51.821	-22.179	74.000	PEAK

## Note:

1. All Readings below 1GHz are Quasi-Peak, above 1GHz are performed with peak and/or average measurements as necessary.
2. Measurement Level = Reading Level + Correct Factor.
3. Correct Factor = Antenna factor + Cable loss – Amplifier gain.
4. The average measurement was not performed when the peak measured data under the limit of average detection.
5. The emission levels of other frequencies are very lower than the limit and not show in test report.

Product : Wireless/ Wired X-Ray Flat Panel Detectors  
 Test Item : Harmonic Radiated Emission Data  
 Test Date : 2019/09/25  
 Test Mode : Mode 3 MIMO: Transmit (802.11n-40BW\_30Mbps) (5230MHz)

## Horizontal



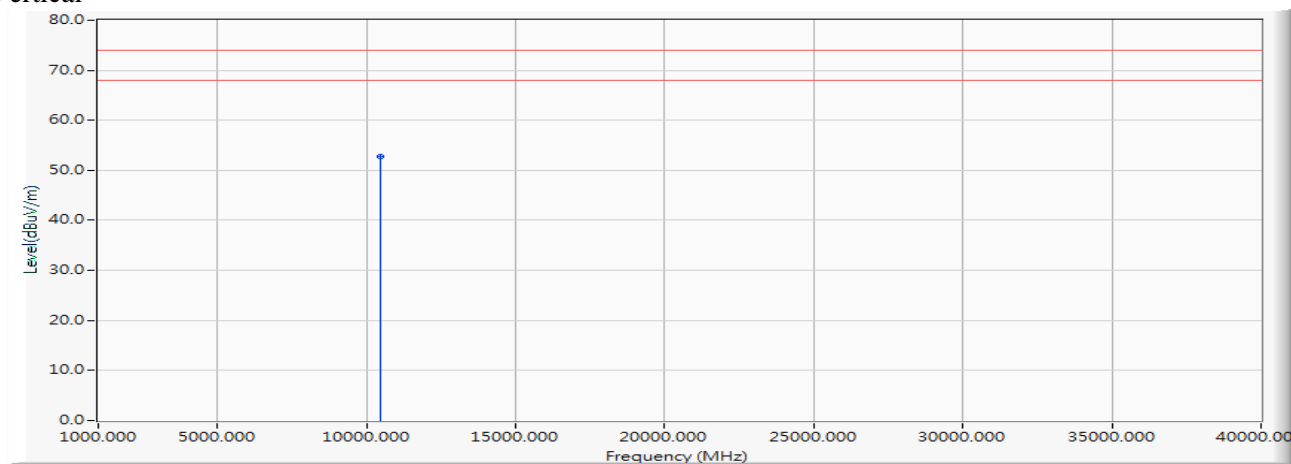
		Frequency (MHz)	Correct Factor (dB)	Reading Level (dBuV)	Measure Level (dBuV/m)	Margin (dB)	Limit (dBuV/m)	Detector Type
1	*	10460.000	13.192	38.135	51.327	-22.673	74.000	PEAK

## Note:

1. All Readings below 1GHz are Quasi-Peak, above 1GHz are performed with peak and/or average measurements as necessary.
2. Measurement Level = Reading Level + Correct Factor.
3. Correct Factor = Antenna factor + Cable loss – Amplifier gain.
4. The average measurement was not performed when the peak measured data under the limit of average detection.
5. The emission levels of other frequencies are very lower than the limit and not show in test report.

Product : Wireless/ Wired X-Ray Flat Panel Detectors  
 Test Item : Harmonic Radiated Emission Data  
 Test Date : 2019/09/25  
 Test Mode : Mode 3 MIMO: Transmit (802.11n-40BW\_30Mbps) (5230MHz)

## Vertical



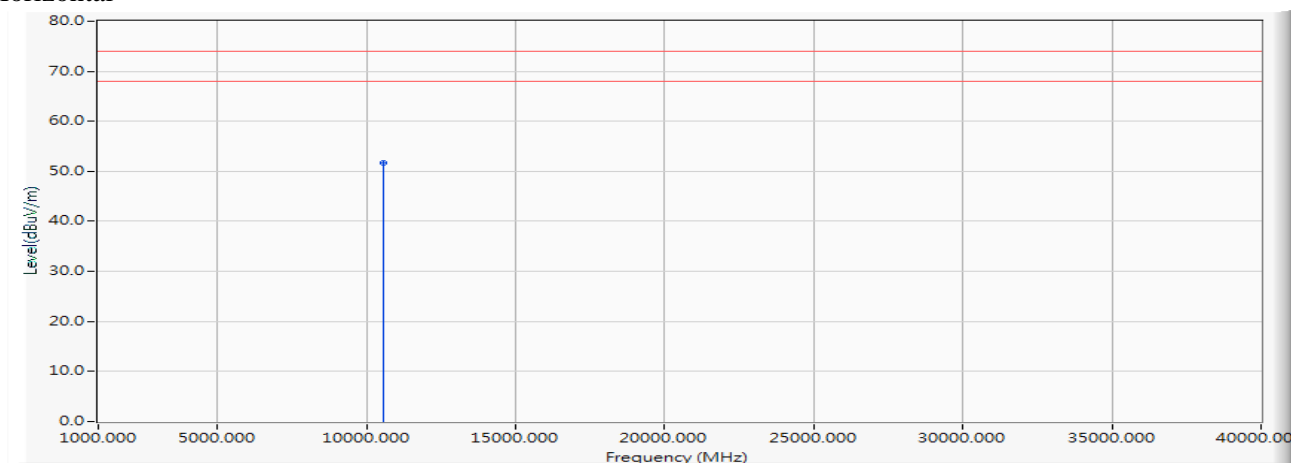
		Frequency (MHz)	Correct Factor (dB)	Reading Level (dBuV)	Measure Level (dBuV/m)	Margin (dB)	Limit (dBuV/m)	Detector Type
1	*	10460.000	13.192	39.479	52.671	-21.329	74.000	PEAK

## Note:

1. All Readings below 1GHz are Quasi-Peak, above 1GHz are performed with peak and/or average measurements as necessary.
2. Measurement Level = Reading Level + Correct Factor.
3. Correct Factor = Antenna factor + Cable loss – Amplifier gain.
4. The average measurement was not performed when the peak measured data under the limit of average detection.
5. The emission levels of other frequencies are very lower than the limit and not show in test report.

Product : Wireless/ Wired X-Ray Flat Panel Detectors  
 Test Item : Harmonic Radiated Emission Data  
 Test Date : 2019/09/25  
 Test Mode : Mode 3 MIMO: Transmit (802.11n-40BW\_30Mbps) (5270MHz)

## Horizontal



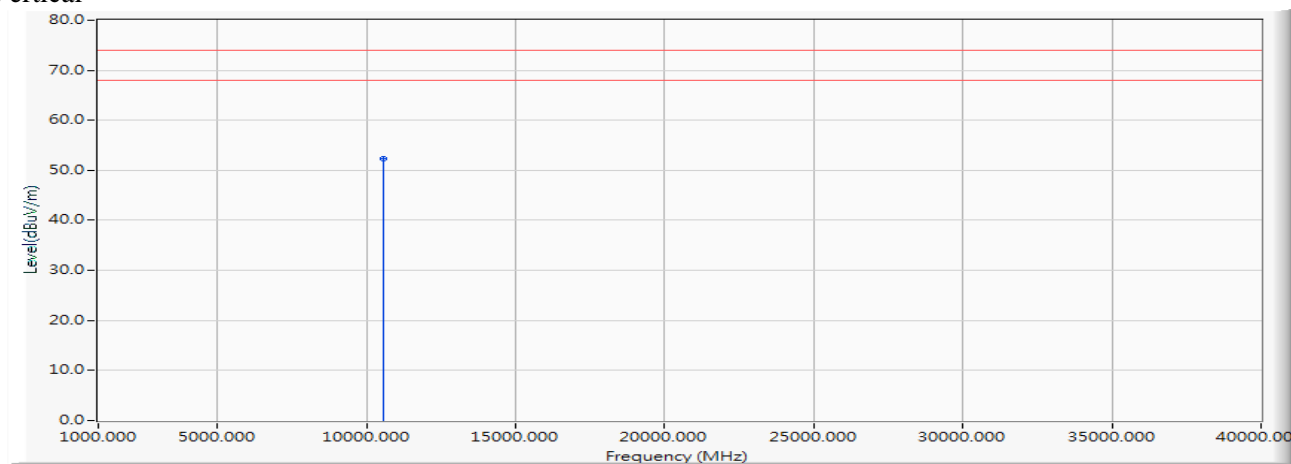
		Frequency (MHz)	Correct Factor (dB)	Reading Level (dBuV)	Measure Level (dBuV/m)	Margin (dB)	Limit (dBuV/m)	Detector Type
1	*	10540.000	13.111	38.493	51.605	-22.395	74.000	PEAK

## Note:

1. All Readings below 1GHz are Quasi-Peak, above 1GHz are performed with peak and/or average measurements as necessary.
2. Measurement Level = Reading Level + Correct Factor.
3. Correct Factor = Antenna factor + Cable loss – Amplifier gain.
4. The average measurement was not performed when the peak measured data under the limit of average detection.
5. The emission levels of other frequencies are very lower than the limit and not show in test report.

Product : Wireless/ Wired X-Ray Flat Panel Detectors  
 Test Item : Harmonic Radiated Emission Data  
 Test Date : 2019/09/25  
 Test Mode : Mode 3 MIMO: Transmit (802.11n-40BW\_30Mbps) (5270MHz)

## Vertical



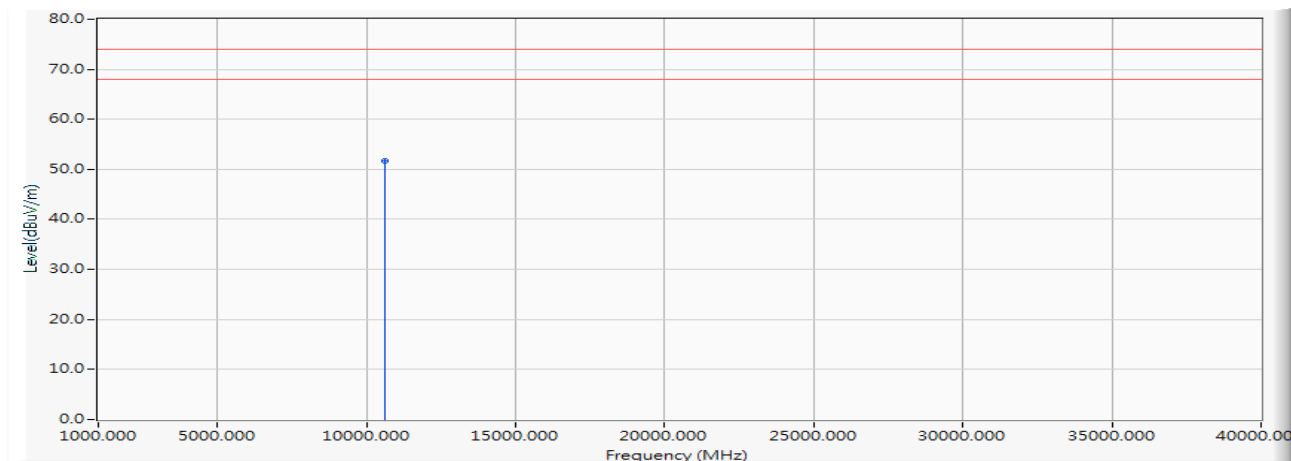
		Frequency (MHz)	Correct Factor (dB)	Reading Level (dBuV)	Measure Level (dBuV/m)	Margin (dB)	Limit (dBuV/m)	Detector Type
1	*	10540.000	13.111	39.312	52.424	-21.576	74.000	PEAK

## Note:

1. All Readings below 1GHz are Quasi-Peak, above 1GHz are performed with peak and/or average measurements as necessary.
2. Measurement Level = Reading Level + Correct Factor.
3. Correct Factor = Antenna factor + Cable loss – Amplifier gain.
4. The average measurement was not performed when the peak measured data under the limit of average detection.
5. The emission levels of other frequencies are very lower than the limit and not show in test report.

Product : Wireless/ Wired X-Ray Flat Panel Detectors  
 Test Item : Harmonic Radiated Emission Data  
 Test Date : 2019/09/25  
 Test Mode : Mode 3 MIMO: Transmit (802.11n-40BW\_30Mbps) (5310MHz)

## Horizontal



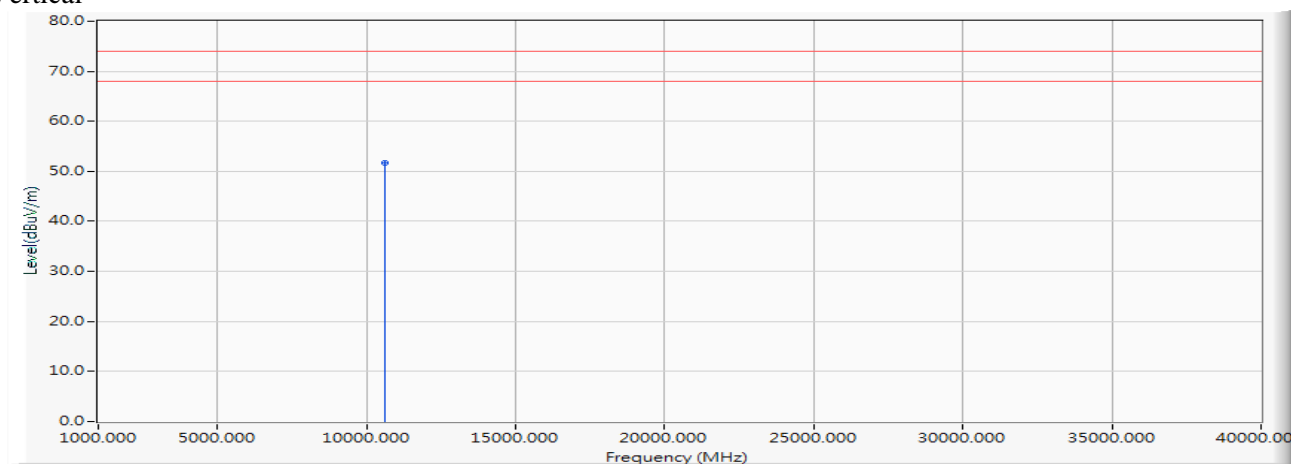
		Frequency (MHz)	Correct Factor (dB)	Reading Level (dBuV)	Measure Level (dBuV/m)	Margin (dB)	Limit (dBuV/m)	Detector Type
1	*	10620.000	13.126	38.493	51.620	-22.380	74.000	PEAK

## Note:

1. All Readings below 1GHz are Quasi-Peak, above 1GHz are performed with peak and/or average measurements as necessary.
2. Measurement Level = Reading Level + Correct Factor.
3. Correct Factor = Antenna factor + Cable loss – Amplifier gain.
4. The average measurement was not performed when the peak measured data under the limit of average detection.
5. The emission levels of other frequencies are very lower than the limit and not show in test report.

Product : Wireless/ Wired X-Ray Flat Panel Detectors  
 Test Item : Harmonic Radiated Emission Data  
 Test Date : 2019/09/25  
 Test Mode : Mode 3 MIMO: Transmit (802.11n-40BW\_30Mbps) (5310MHz)

## Vertical



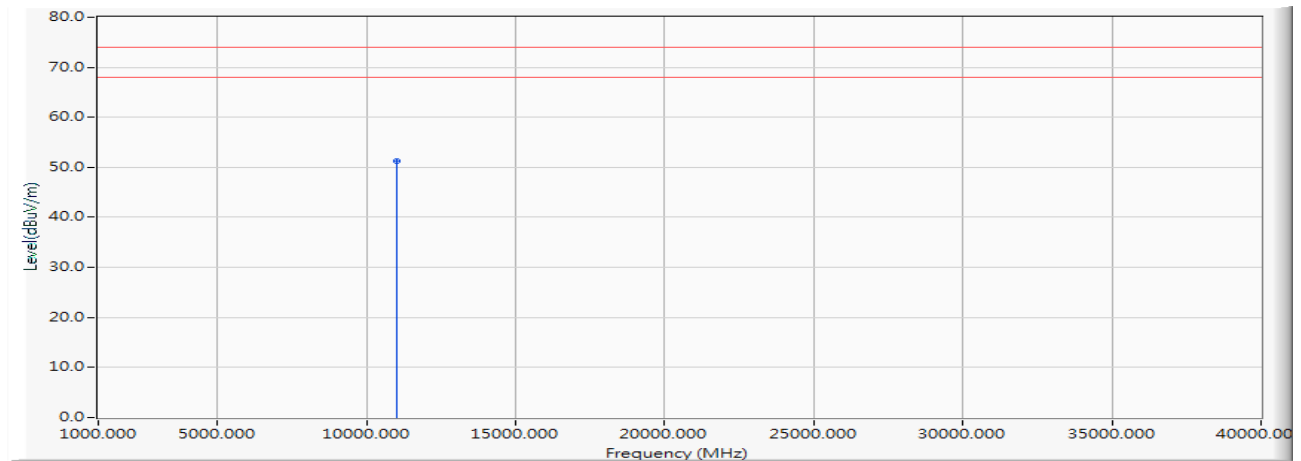
		Frequency (MHz)	Correct Factor (dB)	Reading Level (dBuV)	Measure Level (dBuV/m)	Margin (dB)	Limit (dBuV/m)	Detector Type
1	*	10620.000	13.126	38.496	51.623	-22.377	74.000	PEAK

## Note:

1. All Readings below 1GHz are Quasi-Peak, above 1GHz are performed with peak and/or average measurements as necessary.
2. Measurement Level = Reading Level + Correct Factor.
3. Correct Factor = Antenna factor + Cable loss – Amplifier gain.
4. The average measurement was not performed when the peak measured data under the limit of average detection.
5. The emission levels of other frequencies are very lower than the limit and not show in test report.

Product : Wireless/ Wired X-Ray Flat Panel Detectors  
 Test Item : Harmonic Radiated Emission Data  
 Test Date : 2019/09/25  
 Test Mode : Mode 3 MIMO: Transmit (802.11n-40BW\_30Mbps) (5510MHz)

## Horizontal



		Frequency (MHz)	Correct Factor (dB)	Reading Level (dBuV)	Measure Level (dBuV/m)	Margin (dB)	Limit (dBuV/m)	Detector Type
1	*	11020.000	13.756	37.463	51.218	-22.782	74.000	PEAK

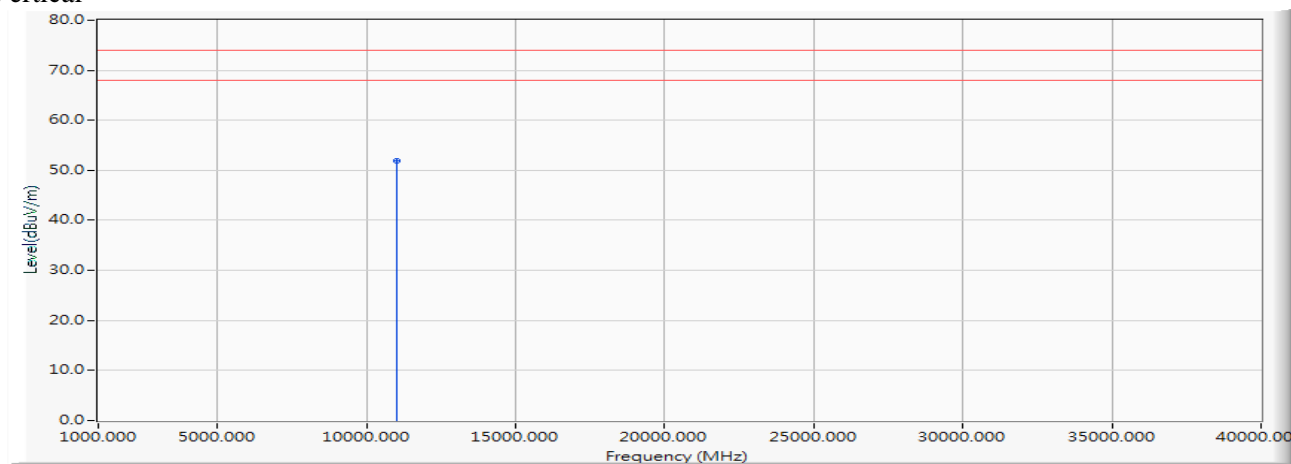
## Note:

1. All Readings below 1GHz are Quasi-Peak, above 1GHz are performed with peak and/or average measurements as necessary.
2. Measurement Level = Reading Level + Correct Factor.
3. Correct Factor = Antenna factor + Cable loss – Amplifier gain.
4. The average measurement was not performed when the peak measured data under the limit of average detection.
5. The emission levels of other frequencies are very lower than the limit and not show in test report.



Product : Wireless/ Wired X-Ray Flat Panel Detectors  
 Test Item : Harmonic Radiated Emission Data  
 Test Date : 2019/09/25  
 Test Mode : Mode 3 MIMO: Transmit (802.11n-40BW\_30Mbps) (5510MHz)

## Vertical



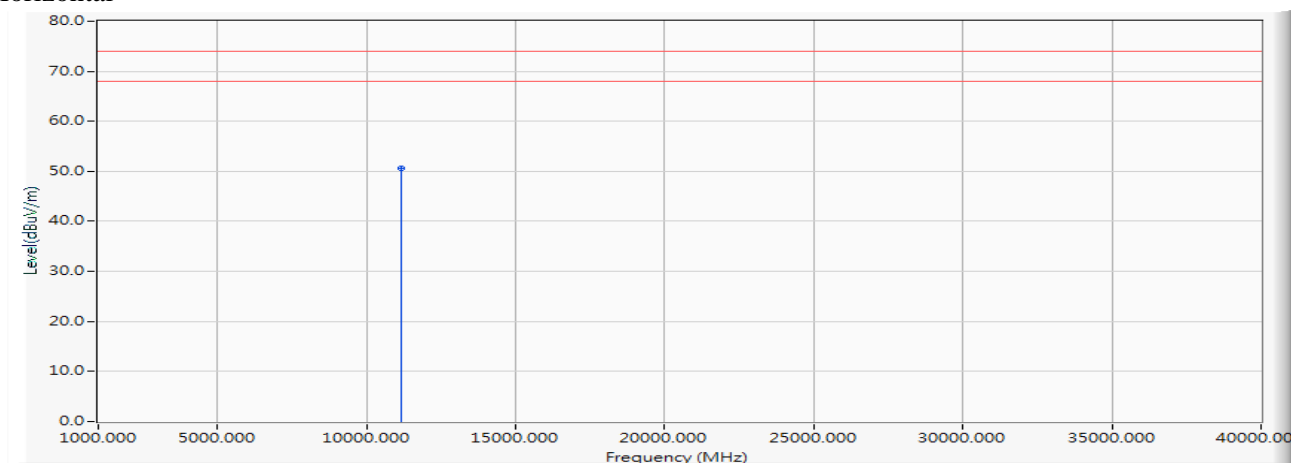
		Frequency (MHz)	Correct Factor (dB)	Reading Level (dBuV)	Measure Level (dBuV/m)	Margin (dB)	Limit (dBuV/m)	Detector Type
1	*	11020.000	13.756	38.136	51.891	-22.109	74.000	PEAK

## Note:

1. All Readings below 1GHz are Quasi-Peak, above 1GHz are performed with peak and/or average measurements as necessary.
2. Measurement Level = Reading Level + Correct Factor.
3. Correct Factor = Antenna factor + Cable loss – Amplifier gain.
4. The average measurement was not performed when the peak measured data under the limit of average detection.
5. The emission levels of other frequencies are very lower than the limit and not show in test report.

Product : Wireless/ Wired X-Ray Flat Panel Detectors  
 Test Item : Harmonic Radiated Emission Data  
 Test Date : 2019/10/04  
 Test Mode : Mode 3 MIMO: Transmit (802.11n-40BW\_30Mbps) (5590MHz)

## Horizontal



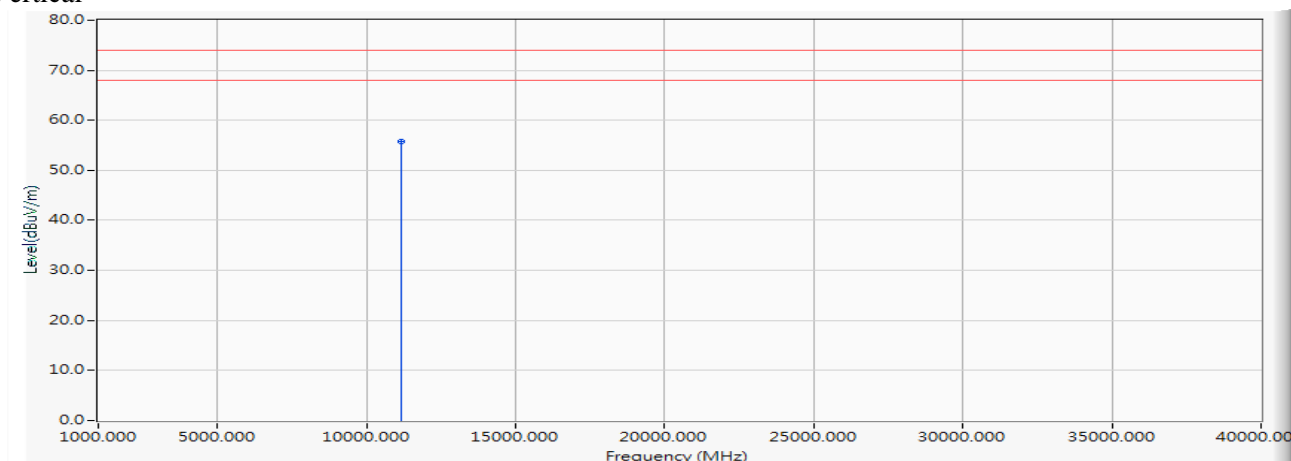
		Frequency (MHz)	Correct Factor (dB)	Reading Level (dBuV)	Measure Level (dBuV/m)	Margin (dB)	Limit (dBuV/m)	Detector Type
1	*	11180.000	25.105	25.536	50.641	-23.359	74.000	PEAK

## Note:

1. All Readings below 1GHz are Quasi-Peak, above 1GHz are performed with peak and/or average measurements as necessary.
2. Measurement Level = Reading Level + Correct Factor.
3. Correct Factor = Antenna factor + Cable loss – Amplifier gain.
4. The average measurement was not performed when the peak measured data under the limit of average detection.
5. The emission levels of other frequencies are very lower than the limit and not show in test report.

Product : Wireless/ Wired X-Ray Flat Panel Detectors  
 Test Item : Harmonic Radiated Emission Data  
 Test Date : 2019/10/04  
 Test Mode : Mode 3 MIMO: Transmit (802.11n-40BW\_30Mbps) (5590MHz)

## Vertical



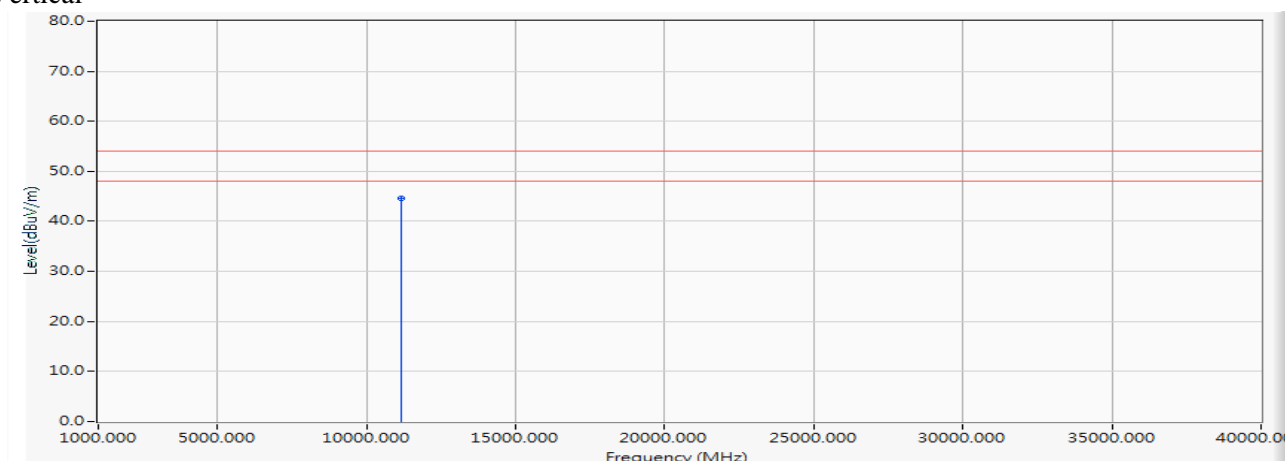
		Frequency (MHz)	Correct Factor (dB)	Reading Level (dBuV)	Measure Level (dBuV/m)	Margin (dB)	Limit (dBuV/m)	Detector Type
1	*	11180.000	25.105	30.740	55.845	-18.155	74.000	PEAK

## Note:

1. All Readings below 1GHz are Quasi-Peak, above 1GHz are performed with peak and/or average measurements as necessary.
2. Measurement Level = Reading Level + Correct Factor.
3. Correct Factor = Antenna factor + Cable loss – Amplifier gain.
4. The average measurement was not performed when the peak measured data under the limit of average detection.
5. The emission levels of other frequencies are very lower than the limit and not show in test report.

Product : Wireless/ Wired X-Ray Flat Panel Detectors  
 Test Item : Harmonic Radiated Emission Data  
 Test Date : 2019/10/04  
 Test Mode : Mode 3 MIMO: Transmit (802.11n-40BW\_30Mbps) (5590MHz)

## Vertical



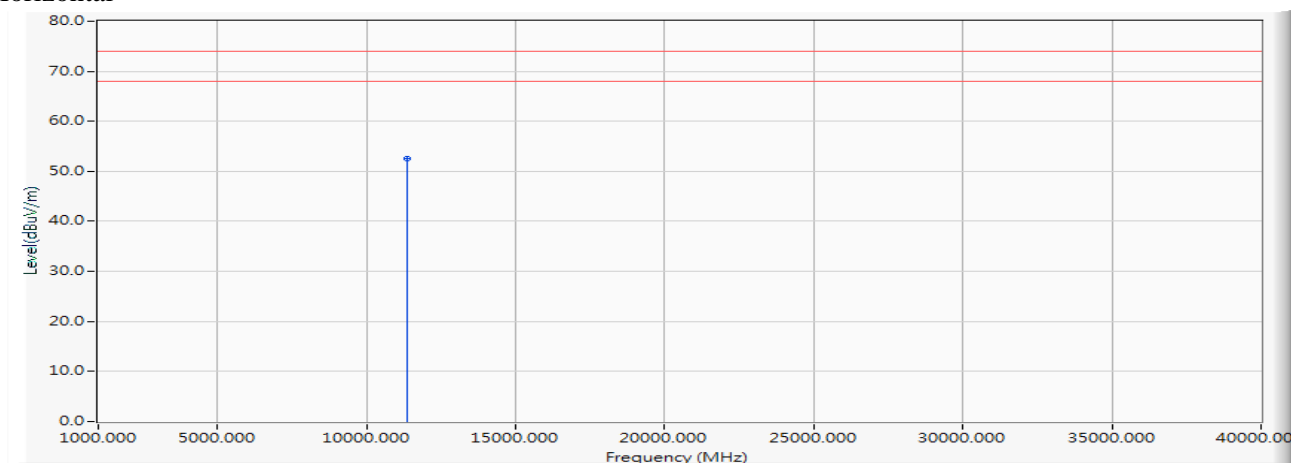
		Frequency (MHz)	Correct Factor (dB)	Reading Level (dBuV)	Measure Level (dBuV/m)	Margin (dB)	Limit (dBuV/m)	Detector Type
1	*	11180.000	25.105	19.416	44.521	-9.479	54.000	AVERAGE

## Note:

1. All Readings below 1GHz are Quasi-Peak, above 1GHz are performed with peak and/or average measurements as necessary.
2. Measurement Level = Reading Level + Correct Factor.
3. Correct Factor = Antenna factor + Cable loss – Amplifier gain.
4. The average measurement was not performed when the peak measured data under the limit of average detection.
5. The emission levels of other frequencies are very lower than the limit and not show in test report.

Product : Wireless/ Wired X-Ray Flat Panel Detectors  
 Test Item : Harmonic Radiated Emission Data  
 Test Date : 2019/09/25  
 Test Mode : Mode 3 MIMO: Transmit (802.11n-40BW\_30Mbps) (5670MHz)

## Horizontal



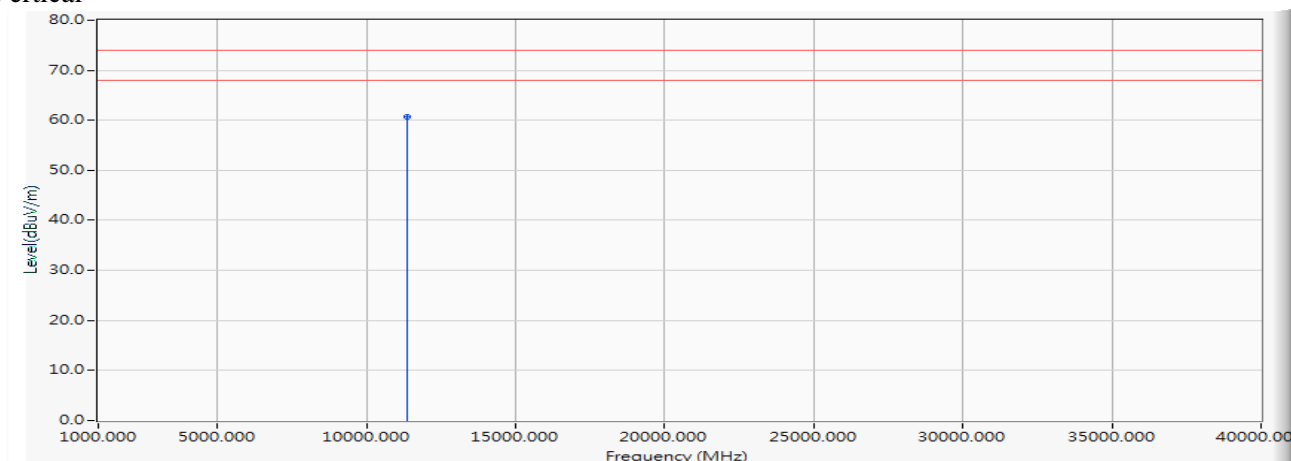
		Frequency (MHz)	Correct Factor (dB)	Reading Level (dBuV)	Measure Level (dBuV/m)	Margin (dB)	Limit (dBuV/m)	Detector Type
1	*	11340.000	14.967	37.492	52.459	-21.541	74.000	PEAK

## Note:

1. All Readings below 1GHz are Quasi-Peak, above 1GHz are performed with peak and/or average measurements as necessary.
2. Measurement Level = Reading Level + Correct Factor.
3. Correct Factor = Antenna factor + Cable loss – Amplifier gain.
4. The average measurement was not performed when the peak measured data under the limit of average detection.
5. The emission levels of other frequencies are very lower than the limit and not show in test report.

Product : Wireless/ Wired X-Ray Flat Panel Detectors  
 Test Item : Harmonic Radiated Emission Data  
 Test Date : 2019/09/25  
 Test Mode : Mode 3 MIMO: Transmit (802.11n-40BW\_30Mbps) (5670MHz)

## Vertical



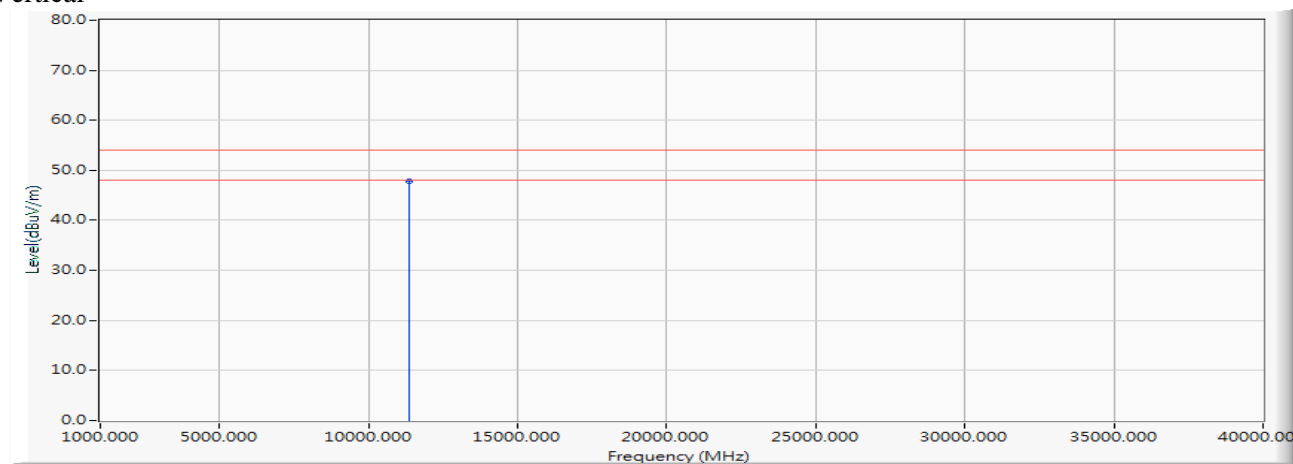
		Frequency (MHz)	Correct Factor (dB)	Reading Level (dBuV)	Measure Level (dBuV/m)	Margin (dB)	Limit (dBuV/m)	Detector Type
1	*	11340.000	14.967	45.723	60.690	-13.310	74.000	PEAK

## Note:

1. All Readings below 1GHz are Quasi-Peak, above 1GHz are performed with peak and/or average measurements as necessary.
2. Measurement Level = Reading Level + Correct Factor.
3. Correct Factor = Antenna factor + Cable loss – Amplifier gain.
4. The average measurement was not performed when the peak measured data under the limit of average detection.
5. The emission levels of other frequencies are very lower than the limit and not show in test report.

Product : Wireless/ Wired X-Ray Flat Panel Detectors  
 Test Item : Harmonic Radiated Emission Data  
 Test Date : 2019/09/25  
 Test Mode : Mode 3 MIMO: Transmit (802.11n-40BW\_30Mbps) (5670MHz)

## Vertical



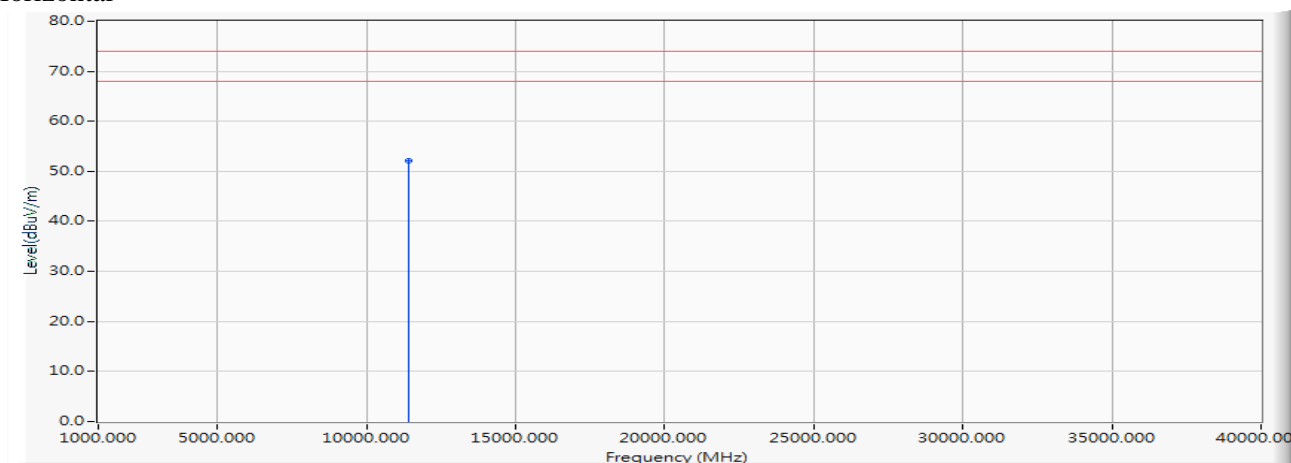
		Frequency (MHz)	Correct Factor (dB)	Reading Level (dBuV)	Measure Level (dBuV/m)	Margin (dB)	Limit (dBuV/m)	Detector Type
1	*	11340.000	14.967	32.853	47.820	-6.180	54.000	AVERAGE

## Note:

1. All Readings below 1GHz are Quasi-Peak, above 1GHz are performed with peak and/or average measurements as necessary.
2. Measurement Level = Reading Level + Correct Factor.
3. Correct Factor = Antenna factor + Cable loss – Amplifier gain.
4. The average measurement was not performed when the peak measured data under the limit of average detection.
5. The emission levels of other frequencies are very lower than the limit and not show in test report.

Product : Wireless/ Wired X-Ray Flat Panel Detectors  
 Test Item : Harmonic Radiated Emission Data  
 Test Date : 2019/09/25  
 Test Mode : Mode 3 MIMO: Transmit (802.11n-40BW\_30Mbps) (5710MHz)

## Horizontal



		Frequency (MHz)	Correct Factor (dB)	Reading Level (dBuV)	Measure Level (dBuV/m)	Margin (dB)	Limit (dBuV/m)	Detector Type
1	*	11420.000	15.126	37.096	52.222	-21.778	74.000	PEAK

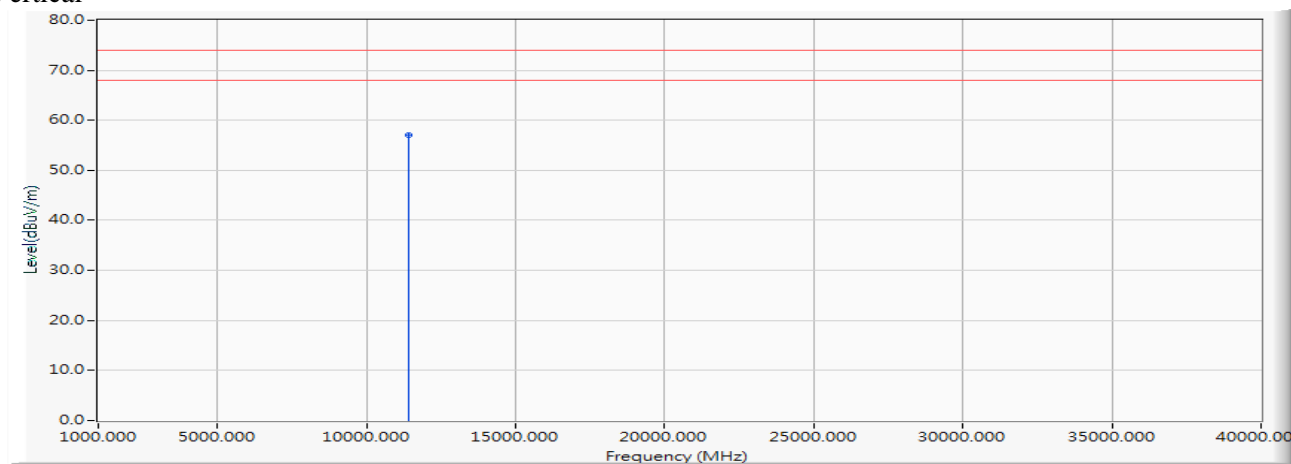
## Note:

1. All Readings below 1GHz are Quasi-Peak, above 1GHz are performed with peak and/or average measurements as necessary.
2. Measurement Level = Reading Level + Correct Factor.
3. Correct Factor = Antenna factor + Cable loss – Amplifier gain.
4. The average measurement was not performed when the peak measured data under the limit of average detection.
5. The emission levels of other frequencies are very lower than the limit and not show in test report.



Product : Wireless/ Wired X-Ray Flat Panel Detectors  
 Test Item : Harmonic Radiated Emission Data  
 Test Date : 2019/09/25  
 Test Mode : Mode 3 MIMO: Transmit (802.11n-40BW\_30Mbps) (5710MHz)

## Vertical



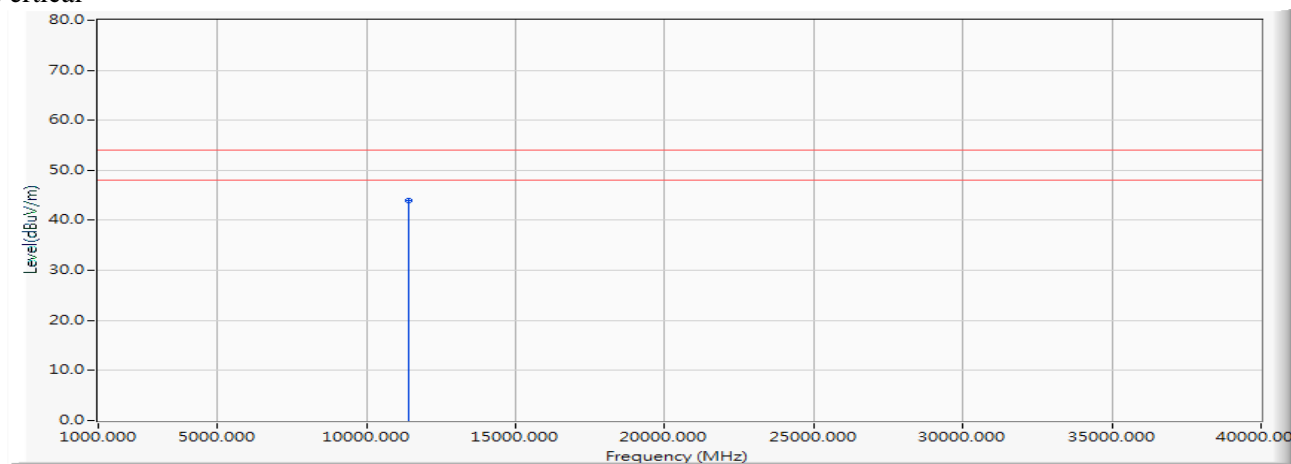
		Frequency (MHz)	Correct Factor (dB)	Reading Level (dBuV)	Measure Level (dBuV/m)	Margin (dB)	Limit (dBuV/m)	Detector Type
1	*	11420.000	15.126	41.856	56.982	-17.018	74.000	PEAK

## Note:

1. All Readings below 1GHz are Quasi-Peak, above 1GHz are performed with peak and/or average measurements as necessary.
2. Measurement Level = Reading Level + Correct Factor.
3. Correct Factor = Antenna factor + Cable loss – Amplifier gain.
4. The average measurement was not performed when the peak measured data under the limit of average detection.
5. The emission levels of other frequencies are very lower than the limit and not show in test report.

Product : Wireless/ Wired X-Ray Flat Panel Detectors  
 Test Item : Harmonic Radiated Emission Data  
 Test Date : 2019/09/25  
 Test Mode : Mode 3 MIMO: Transmit (802.11n-40BW\_30Mbps) (5710MHz)

## Vertical



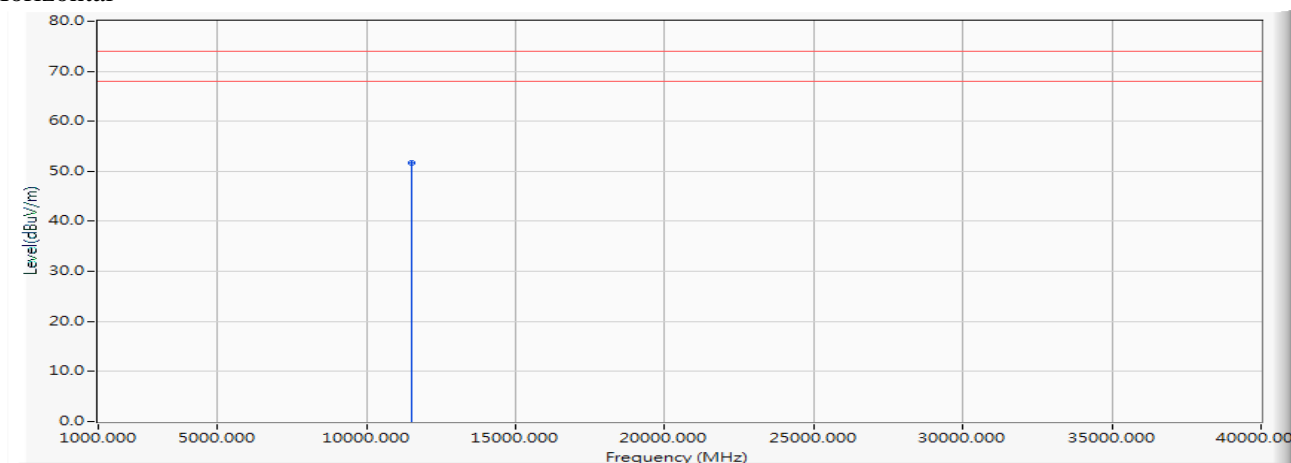
		Frequency (MHz)	Correct Factor (dB)	Reading Level (dBuV)	Measure Level (dBuV/m)	Margin (dB)	Limit (dBuV/m)	Detector Type
1	*	11420.000	15.126	28.746	43.872	-10.128	54.000	AVERAGE

## Note:

1. All Readings below 1GHz are Quasi-Peak, above 1GHz are performed with peak and/or average measurements as necessary.
2. Measurement Level = Reading Level + Correct Factor.
3. Correct Factor = Antenna factor + Cable loss – Amplifier gain.
4. The average measurement was not performed when the peak measured data under the limit of average detection.
5. The emission levels of other frequencies are very lower than the limit and not show in test report.

Product : Wireless/ Wired X-Ray Flat Panel Detectors  
 Test Item : Harmonic Radiated Emission Data  
 Test Date : 2019/09/25  
 Test Mode : Mode 3 MIMO: Transmit (802.11n-40BW\_30Mbps) (5755MHz)

## Horizontal



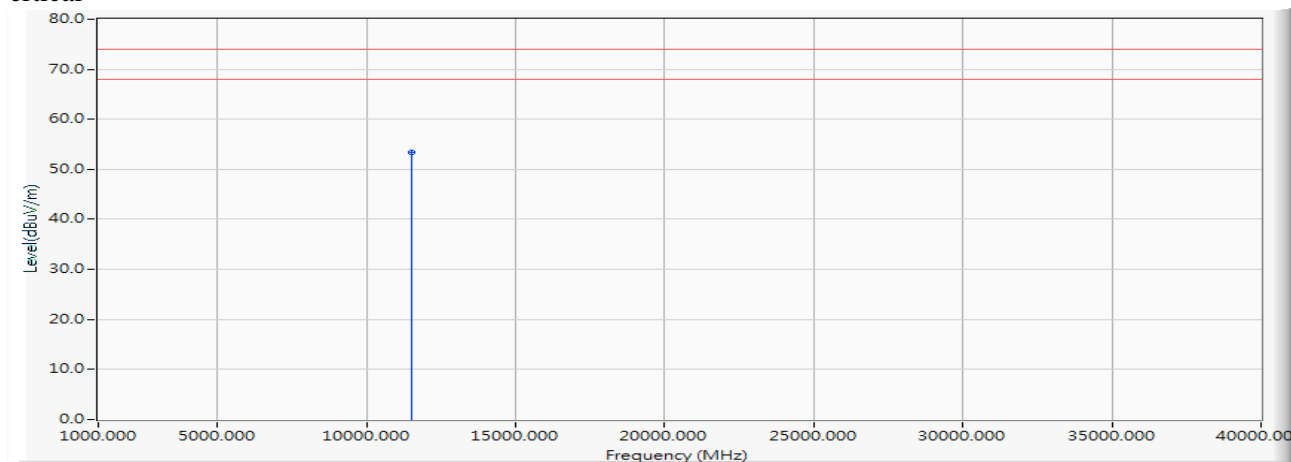
		Frequency (MHz)	Correct Factor (dB)	Reading Level (dBuV)	Measure Level (dBuV/m)	Margin (dB)	Limit (dBuV/m)	Detector Type
1	*	11510.000	15.201	36.528	51.728	-22.272	74.000	PEAK

## Note:

1. All Readings below 1GHz are Quasi-Peak, above 1GHz are performed with peak and/or average measurements as necessary.
2. Measurement Level = Reading Level + Correct Factor.
3. Correct Factor = Antenna factor + Cable loss – Amplifier gain.
4. The average measurement was not performed when the peak measured data under the limit of average detection.
5. The emission levels of other frequencies are very lower than the limit and not show in test report.

Product : Wireless/ Wired X-Ray Flat Panel Detectors  
 Test Item : Harmonic Radiated Emission Data  
 Test Date : 2019/09/25  
 Test Mode : Mode 3 MIMO: Transmit (802.11n-40BW\_30Mbps) (5755MHz)

## Vertical



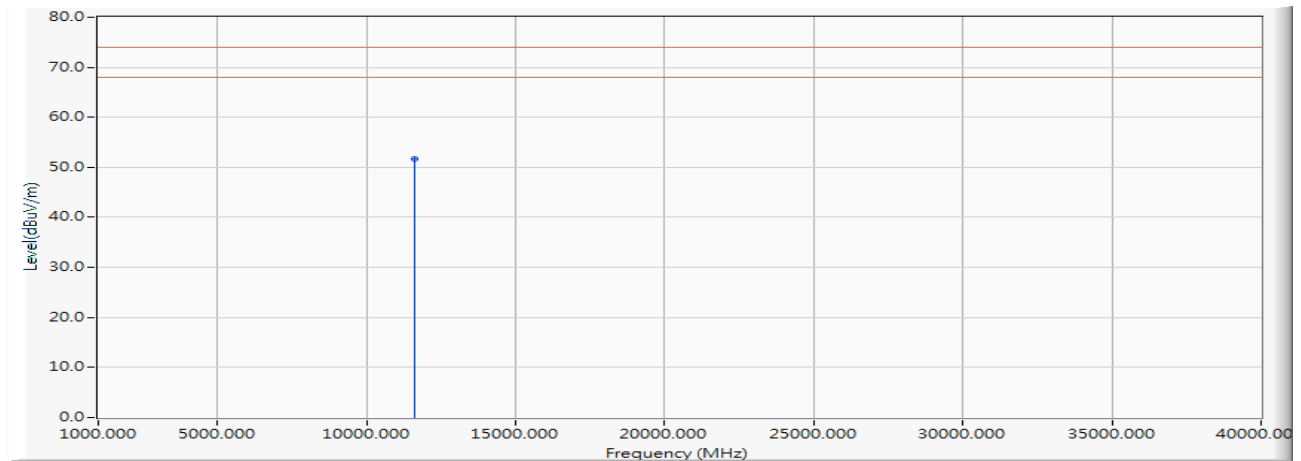
		Frequency (MHz)	Correct Factor (dB)	Reading Level (dBuV)	Measure Level (dBuV/m)	Margin (dB)	Limit (dBuV/m)	Detector Type
1	*	11510.000	15.201	38.210	53.410	-20.590	74.000	PEAK

## Note:

1. All Readings below 1GHz are Quasi-Peak, above 1GHz are performed with peak and/or average measurements as necessary.
2. Measurement Level = Reading Level + Correct Factor.
3. Correct Factor = Antenna factor + Cable loss – Amplifier gain.
4. The average measurement was not performed when the peak measured data under the limit of average detection.
5. The emission levels of other frequencies are very lower than the limit and not show in test report.

Product : Wireless/ Wired X-Ray Flat Panel Detectors  
 Test Item : Harmonic Radiated Emission Data  
 Test Date : 2019/09/25  
 Test Mode : Mode 3 MIMO: Transmit (802.11n-40BW\_30Mbps) (5795MHz)

## Horizontal



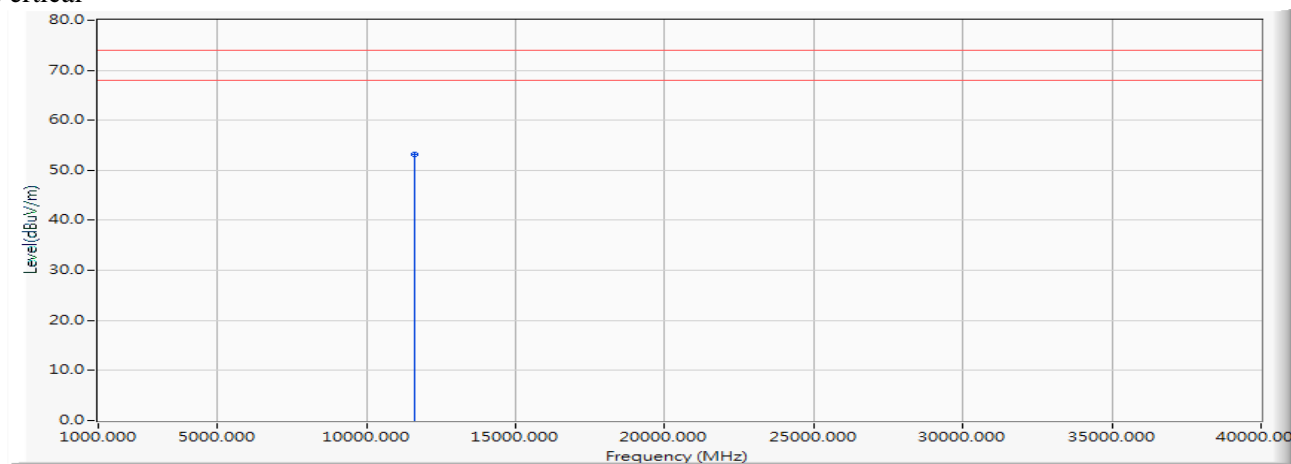
		Frequency (MHz)	Correct Factor (dB)	Reading Level (dBuV)	Measure Level (dBuV/m)	Margin (dB)	Limit (dBuV/m)	Detector Type
1	*	11590.000	14.578	37.096	51.674	-22.326	74.000	PEAK

## Note:

1. All Readings below 1GHz are Quasi-Peak, above 1GHz are performed with peak and/or average measurements as necessary.
2. Measurement Level = Reading Level + Correct Factor.
3. Correct Factor = Antenna factor + Cable loss – Amplifier gain.
4. The average measurement was not performed when the peak measured data under the limit of average detection.
5. The emission levels of other frequencies are very lower than the limit and not show in test report.

Product : Wireless/ Wired X-Ray Flat Panel Detectors  
 Test Item : Harmonic Radiated Emission Data  
 Test Date : 2019/09/25  
 Test Mode : Mode 3 MIMO: Transmit (802.11n-40BW\_30Mbps) (5795MHz)

## Vertical



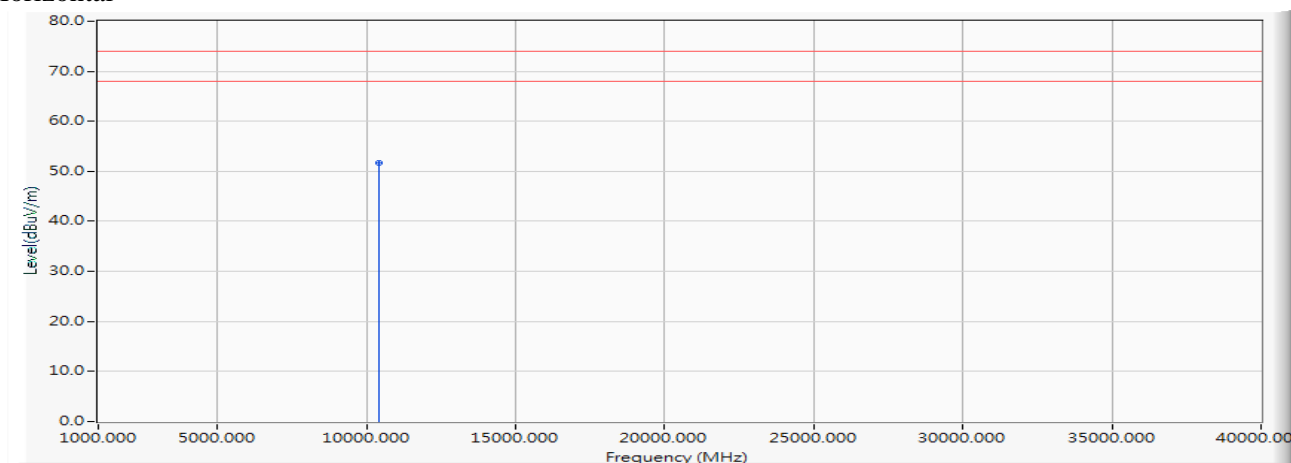
		Frequency (MHz)	Correct Factor (dB)	Reading Level (dBuV)	Measure Level (dBuV/m)	Margin (dB)	Limit (dBuV/m)	Detector Type
1	*	11590.000	14.578	38.620	53.198	-20.802	74.000	PEAK

## Note:

1. All Readings below 1GHz are Quasi-Peak, above 1GHz are performed with peak and/or average measurements as necessary.
2. Measurement Level = Reading Level + Correct Factor.
3. Correct Factor = Antenna factor + Cable loss – Amplifier gain.
4. The average measurement was not performed when the peak measured data under the limit of average detection.
5. The emission levels of other frequencies are very lower than the limit and not show in test report.

Product : Wireless/ Wired X-Ray Flat Panel Detectors  
 Test Item : Harmonic Radiated Emission Data  
 Test Date : 2019/09/25  
 Test Mode : Mode 3 MIMO: Transmit (802.11ac-80BW\_65Mbps)(5210MHz)

## Horizontal



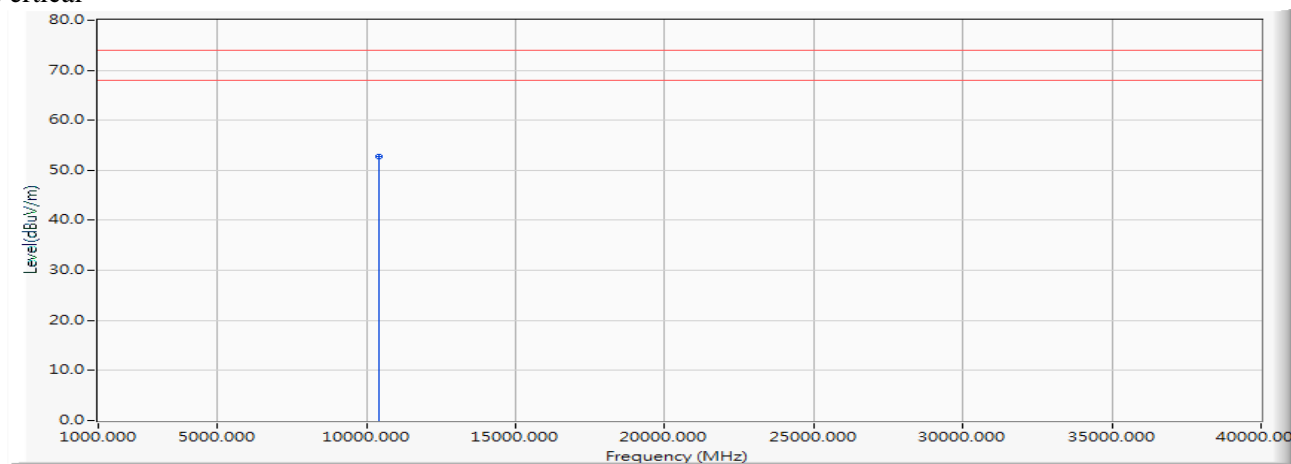
		Frequency (MHz)	Correct Factor (dB)	Reading Level (dBuV)	Measure Level (dBuV/m)	Margin (dB)	Limit (dBuV/m)	Detector Type
1	*	10420.000	13.273	38.469	51.741	-22.259	74.000	PEAK

## Note:

1. All Readings below 1GHz are Quasi-Peak, above 1GHz are performed with peak and/or average measurements as necessary.
2. Measurement Level = Reading Level + Correct Factor.
3. Correct Factor = Antenna factor + Cable loss – Amplifier gain.
4. The average measurement was not performed when the peak measured data under the limit of average detection.
5. The emission levels of other frequencies are very lower than the limit and not show in test report.

Product : Wireless/ Wired X-Ray Flat Panel Detectors  
 Test Item : Harmonic Radiated Emission Data  
 Test Date : 2019/09/25  
 Test Mode : Mode 3 MIMO: Transmit (802.11ac-80BW\_65Mbps)(5210MHz)

## Vertical



		Frequency (MHz)	Correct Factor (dB)	Reading Level (dBuV)	Measure Level (dBuV/m)	Margin (dB)	Limit (dBuV/m)	Detector Type
1	*	10420.000	13.273	39.420	52.692	-21.308	74.000	PEAK

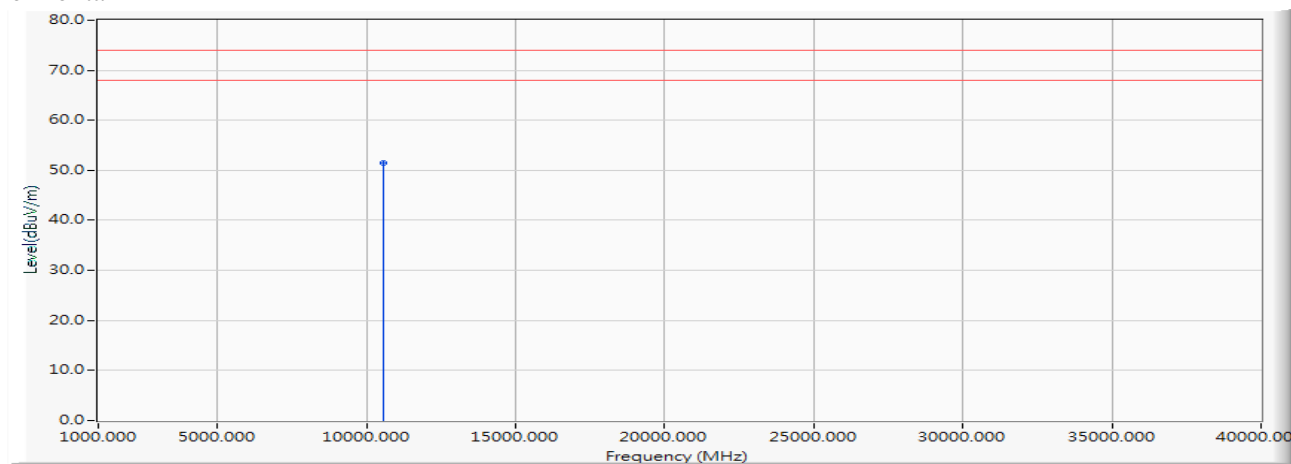
## Note:

1. All Readings below 1GHz are Quasi-Peak, above 1GHz are performed with peak and/or average measurements as necessary.
2. Measurement Level = Reading Level + Correct Factor.
3. Correct Factor = Antenna factor + Cable loss – Amplifier gain.
4. The average measurement was not performed when the peak measured data under the limit of average detection.
5. The emission levels of other frequencies are very lower than the limit and not show in test report.



Product : Wireless/ Wired X-Ray Flat Panel Detectors  
 Test Item : Harmonic Radiated Emission Data  
 Test Date : 2019/09/25  
 Test Mode : Mode 3 MIMO: Transmit (802.11ac-80BW\_65Mbps)(5290MHz)

## Horizontal



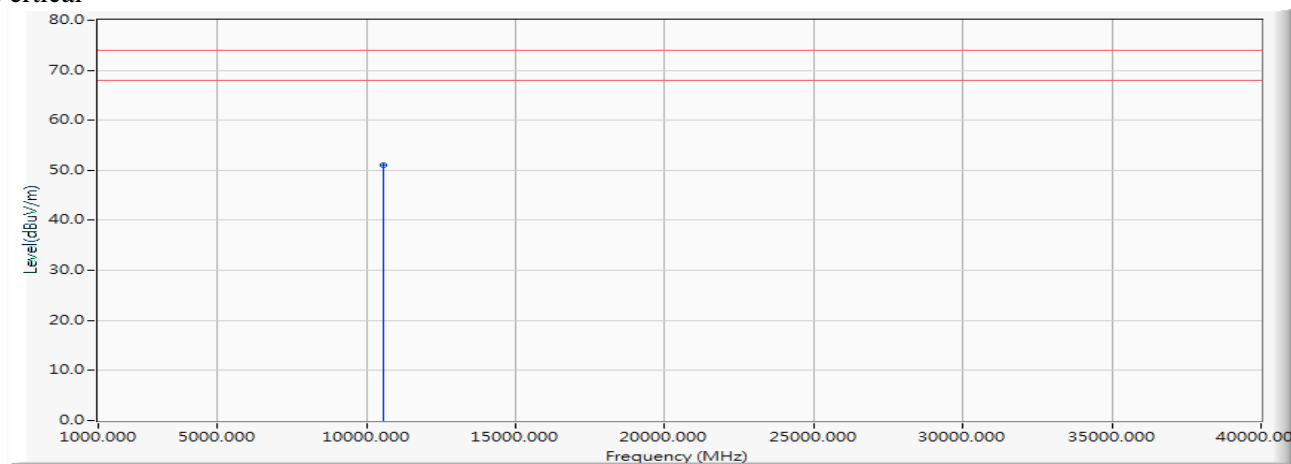
		Frequency (MHz)	Correct Factor (dB)	Reading Level (dBuV)	Measure Level (dBuV/m)	Margin (dB)	Limit (dBuV/m)	Detector Type
1	*	10580.000	13.118	38.423	51.541	-22.459	74.000	PEAK

## Note:

1. All Readings below 1GHz are Quasi-Peak, above 1GHz are performed with peak and/or average measurements as necessary.
2. Measurement Level = Reading Level + Correct Factor.
3. Correct Factor = Antenna factor + Cable loss – Amplifier gain.
4. The average measurement was not performed when the peak measured data under the limit of average detection.
5. The emission levels of other frequencies are very lower than the limit and not show in test report.

Product : Wireless/ Wired X-Ray Flat Panel Detectors  
 Test Item : Harmonic Radiated Emission Data  
 Test Date : 2019/09/25  
 Test Mode : Mode 3 MIMO: Transmit (802.11ac-80BW\_65Mbps)(5290MHz)

## Vertical



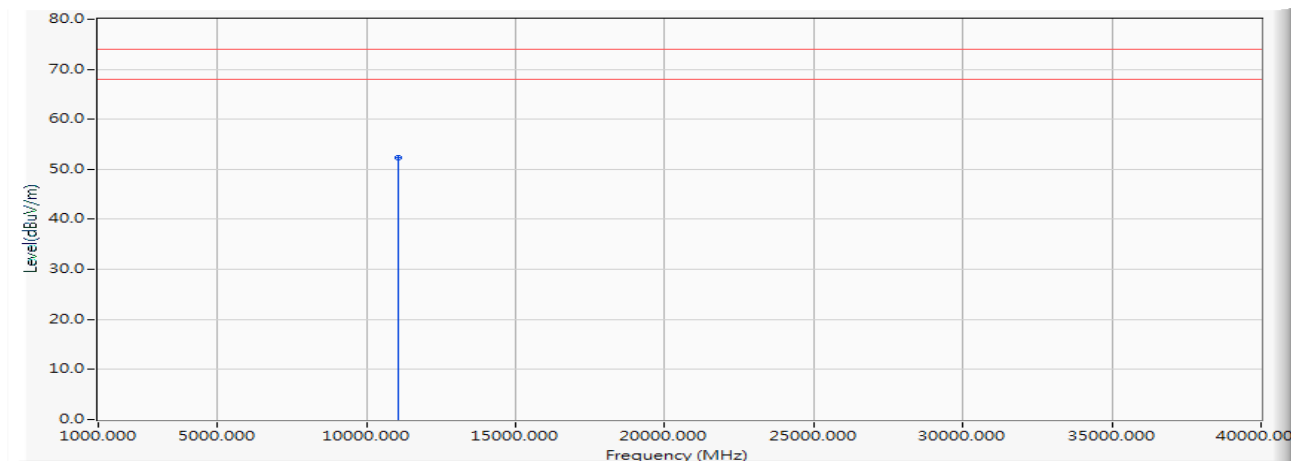
		Frequency (MHz)	Correct Factor (dB)	Reading Level (dBuV)	Measure Level (dBuV/m)	Margin (dB)	Limit (dBuV/m)	Detector Type
1	*	10580.000	13.118	38.003	51.121	-22.879	74.000	PEAK

## Note:

1. All Readings below 1GHz are Quasi-Peak, above 1GHz are performed with peak and/or average measurements as necessary.
2. Measurement Level = Reading Level + Correct Factor.
3. Correct Factor = Antenna factor + Cable loss – Amplifier gain.
4. The average measurement was not performed when the peak measured data under the limit of average detection.
5. The emission levels of other frequencies are very lower than the limit and not show in test report.

Product : Wireless/ Wired X-Ray Flat Panel Detectors  
 Test Item : Harmonic Radiated Emission Data  
 Test Date : 2019/09/25  
 Test Mode : Mode 3 MIMO: Transmit (802.11ac-80BW\_65Mbps)(5530MHz)

## Horizontal



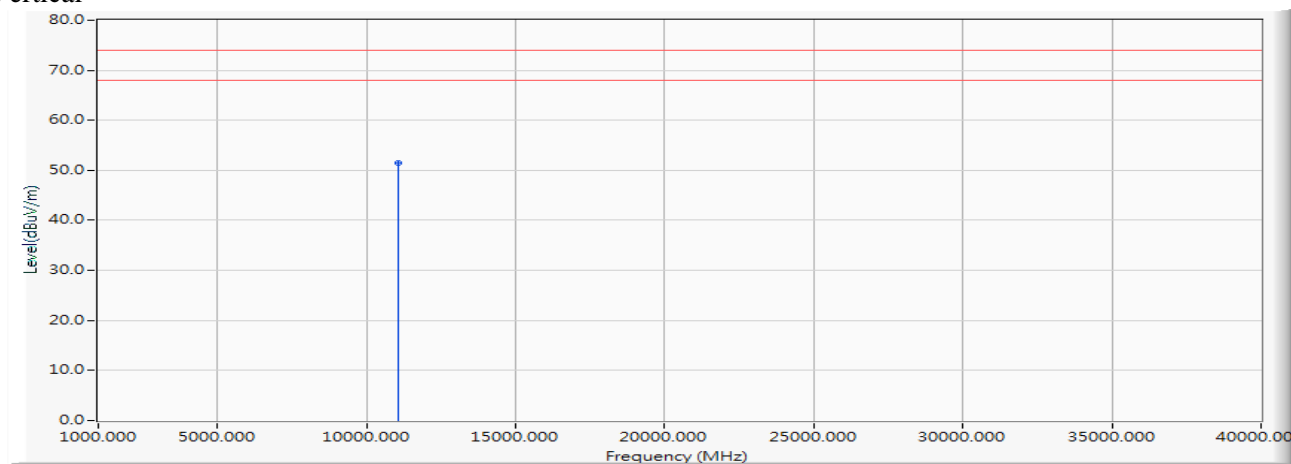
		Frequency (MHz)	Correct Factor (dB)	Reading Level (dBuV)	Measure Level (dBuV/m)	Margin (dB)	Limit (dBuV/m)	Detector Type
1	*	11060.000	13.957	38.415	52.372	-21.628	74.000	PEAK

## Note:

1. All Readings below 1GHz are Quasi-Peak, above 1GHz are performed with peak and/or average measurements as necessary.
2. Measurement Level = Reading Level + Correct Factor.
3. Correct Factor = Antenna factor + Cable loss – Amplifier gain.
4. The average measurement was not performed when the peak measured data under the limit of average detection.
5. The emission levels of other frequencies are very lower than the limit and not show in test report.

Product : Wireless/ Wired X-Ray Flat Panel Detectors  
 Test Item : Harmonic Radiated Emission Data  
 Test Date : 2019/09/25  
 Test Mode : Mode 3 MIMO: Transmit (802.11ac-80BW\_65Mbps)(5530MHz)

## Vertical



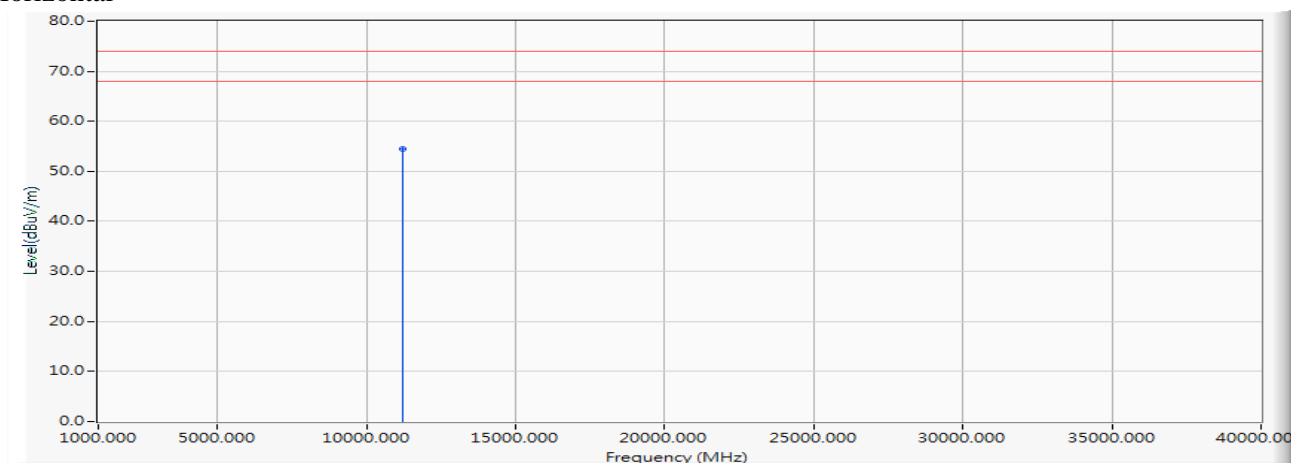
		Frequency (MHz)	Correct Factor (dB)	Reading Level (dBuV)	Measure Level (dBuV/m)	Margin (dB)	Limit (dBuV/m)	Detector Type
1	*	11060.000	13.957	37.493	51.450	-22.550	74.000	PEAK

## Note:

1. All Readings below 1GHz are Quasi-Peak, above 1GHz are performed with peak and/or average measurements as necessary.
2. Measurement Level = Reading Level + Correct Factor.
3. Correct Factor = Antenna factor + Cable loss – Amplifier gain.
4. The average measurement was not performed when the peak measured data under the limit of average detection.
5. The emission levels of other frequencies are very lower than the limit and not show in test report.

Product : Wireless/ Wired X-Ray Flat Panel Detectors  
 Test Item : Harmonic Radiated Emission Data  
 Test Date : 2019/09/25  
 Test Mode : Mode 3 MIMO: Transmit (802.11ac-80BW\_65Mbps)(5610MHz)

## Horizontal



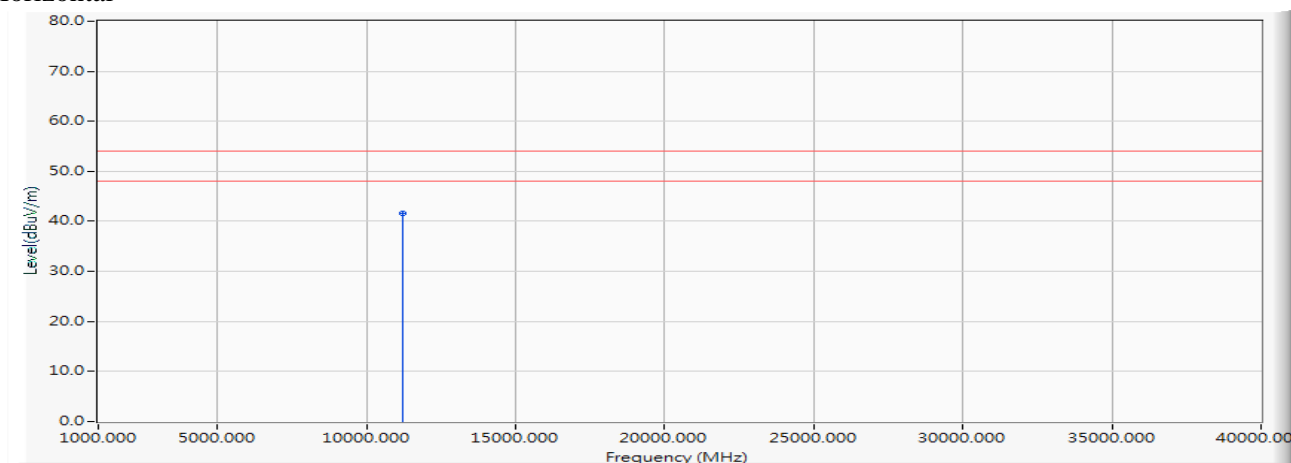
		Frequency (MHz)	Correct Factor (dB)	Reading Level (dBuV)	Measure Level (dBuV/m)	Margin (dB)	Limit (dBuV/m)	Detector Type
1	*	11220.000	14.703	39.784	54.487	-19.513	74.000	PEAK

## Note:

1. All Readings below 1GHz are Quasi-Peak, above 1GHz are performed with peak and/or average measurements as necessary.
2. Measurement Level = Reading Level + Correct Factor.
3. Correct Factor = Antenna factor + Cable loss – Amplifier gain.
4. The average measurement was not performed when the peak measured data under the limit of average detection.
5. The emission levels of other frequencies are very lower than the limit and not show in test report.

Product : Wireless/ Wired X-Ray Flat Panel Detectors  
 Test Item : Harmonic Radiated Emission Data  
 Test Date : 2019/09/25  
 Test Mode : Mode 3 MIMO: Transmit (802.11ac-80BW\_65Mbps)(5610MHz)

## Horizontal



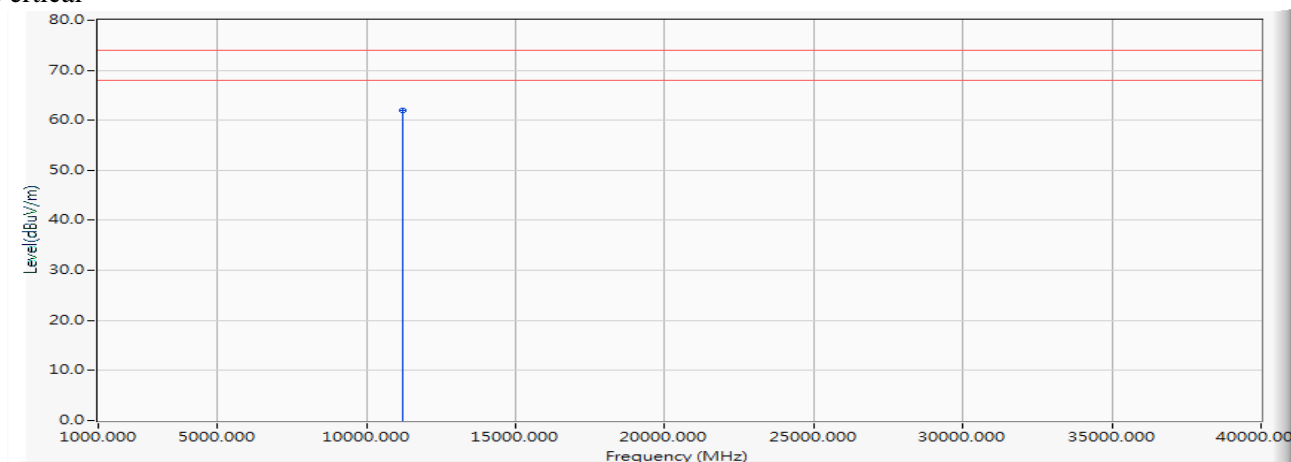
		Frequency (MHz)	Correct Factor (dB)	Reading Level (dBuV)	Measure Level (dBuV/m)	Margin (dB)	Limit (dBuV/m)	Detector Type
1	*	11220.000	14.703	26.978	41.681	-12.319	54.000	AVERAGE

## Note:

1. All Readings below 1GHz are Quasi-Peak, above 1GHz are performed with peak and/or average measurements as necessary.
2. Measurement Level = Reading Level + Correct Factor.
3. Correct Factor = Antenna factor + Cable loss – Amplifier gain.
4. The average measurement was not performed when the peak measured data under the limit of average detection.
5. The emission levels of other frequencies are very lower than the limit and not show in test report.

Product : Wireless/ Wired X-Ray Flat Panel Detectors  
 Test Item : Harmonic Radiated Emission Data  
 Test Date : 2019/09/25  
 Test Mode : Mode 3 MIMO: Transmit (802.11ac-80BW\_65Mbps)(5610MHz)

## Vertical



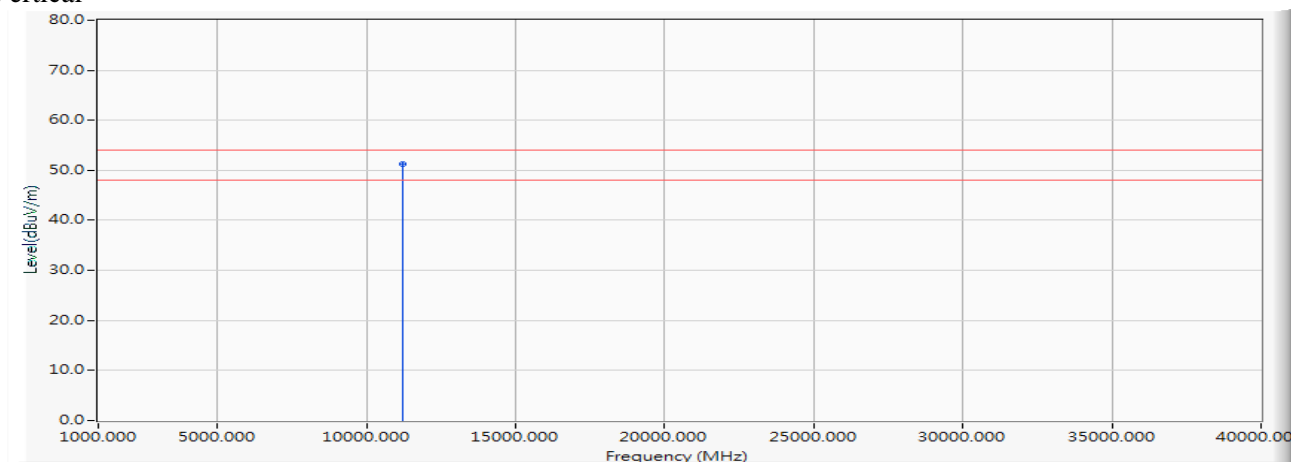
		Frequency (MHz)	Correct Factor (dB)	Reading Level (dBuV)	Measure Level (dBuV/m)	Margin (dB)	Limit (dBuV/m)	Detector Type
1	*	11220.000	14.703	47.364	62.067	-11.933	74.000	PEAK

## Note:

1. All Readings below 1GHz are Quasi-Peak, above 1GHz are performed with peak and/or average measurements as necessary.
2. Measurement Level = Reading Level + Correct Factor.
3. Correct Factor = Antenna factor + Cable loss – Amplifier gain.
4. The average measurement was not performed when the peak measured data under the limit of average detection.
5. The emission levels of other frequencies are very lower than the limit and not show in test report.

Product : Wireless/ Wired X-Ray Flat Panel Detectors  
 Test Item : Harmonic Radiated Emission Data  
 Test Date : 2019/09/25  
 Test Mode : Mode 3 MIMO: Transmit (802.11ac-80BW\_65Mbps)(5610MHz)

## Vertical



		Frequency (MHz)	Correct Factor (dB)	Reading Level (dBuV)	Measure Level (dBuV/m)	Margin (dB)	Limit (dBuV/m)	Detector Type
1	*	11220.000	14.703	36.537	51.240	-2.760	54.000	AVERAGE

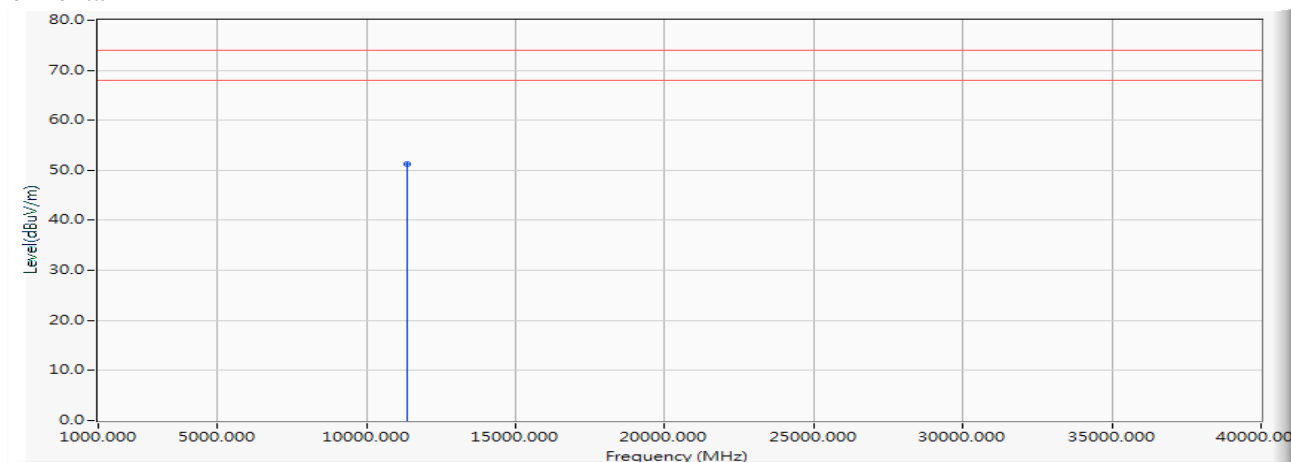
## Note:

1. All Readings below 1GHz are Quasi-Peak, above 1GHz are performed with peak and/or average measurements as necessary.
2. Measurement Level = Reading Level + Correct Factor.
3. Correct Factor = Antenna factor + Cable loss – Amplifier gain.
4. The average measurement was not performed when the peak measured data under the limit of average detection.
5. The emission levels of other frequencies are very lower than the limit and not show in test report.



Product : Wireless/ Wired X-Ray Flat Panel Detectors  
 Test Item : Harmonic Radiated Emission Data  
 Test Date : 2019/09/25  
 Test Mode : Mode 3 MIMO: Transmit (802.11ac-80BW\_65Mbps)(5690MHz)

## Horizontal



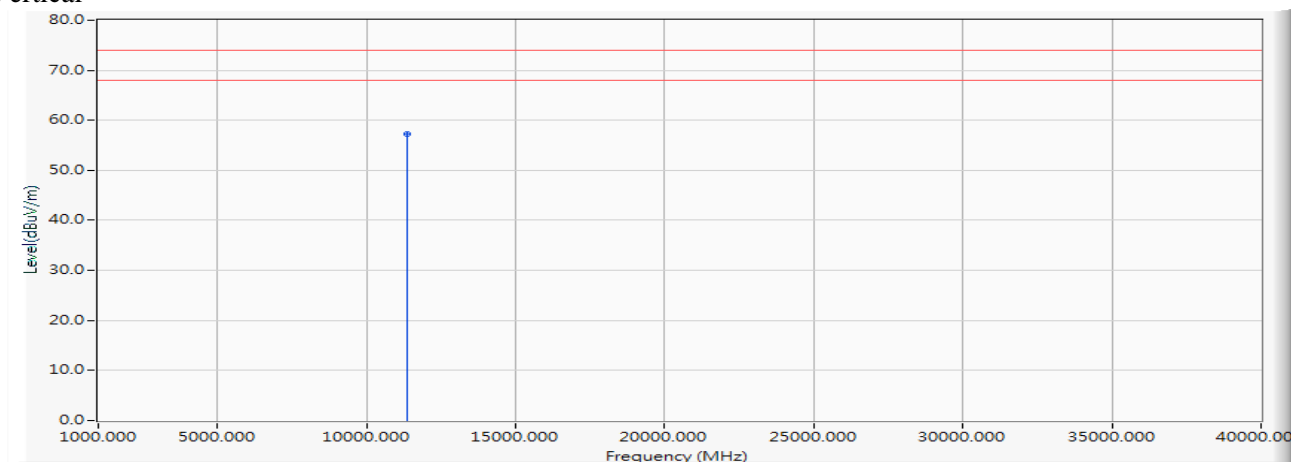
		Frequency (MHz)	Correct Factor (dB)	Reading Level (dBuV)	Measure Level (dBuV/m)	Margin (dB)	Limit (dBuV/m)	Detector Type
1	*	11380.000	15.050	36.154	51.204	-22.796	74.000	PEAK

## Note:

1. All Readings below 1GHz are Quasi-Peak, above 1GHz are performed with peak and/or average measurements as necessary.
2. Measurement Level = Reading Level + Correct Factor.
3. Correct Factor = Antenna factor + Cable loss – Amplifier gain.
4. The average measurement was not performed when the peak measured data under the limit of average detection.
5. The emission levels of other frequencies are very lower than the limit and not show in test report.

Product : Wireless/ Wired X-Ray Flat Panel Detectors  
 Test Item : Harmonic Radiated Emission Data  
 Test Date : 2019/09/25  
 Test Mode : Mode 3 MIMO: Transmit (802.11ac-80BW\_65Mbps)(5690MHz)

## Vertical



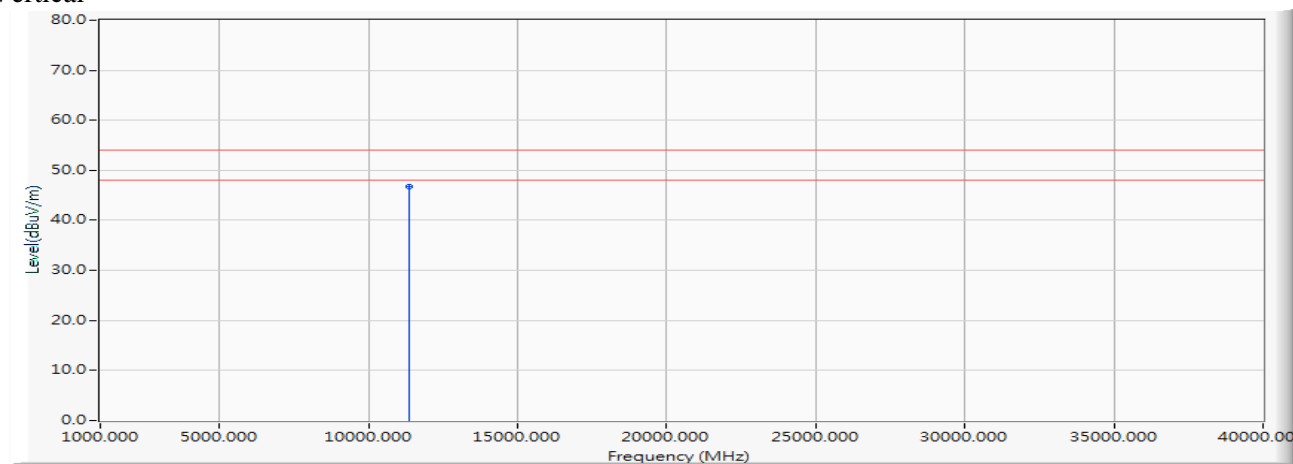
		Frequency (MHz)	Correct Factor (dB)	Reading Level (dBuV)	Measure Level (dBuV/m)	Margin (dB)	Limit (dBuV/m)	Detector Type
1	*	11380.000	15.050	42.167	57.217	-16.783	74.000	PEAK

## Note:

1. All Readings below 1GHz are Quasi-Peak, above 1GHz are performed with peak and/or average measurements as necessary.
2. Measurement Level = Reading Level + Correct Factor.
3. Correct Factor = Antenna factor + Cable loss – Amplifier gain.
4. The average measurement was not performed when the peak measured data under the limit of average detection.
5. The emission levels of other frequencies are very lower than the limit and not show in test report.

Product : Wireless/ Wired X-Ray Flat Panel Detectors  
 Test Item : Harmonic Radiated Emission Data  
 Test Date : 2019/09/25  
 Test Mode : Mode 3 MIMO: Transmit (802.11ac-80BW\_65Mbps)(5690MHz)

## Vertical



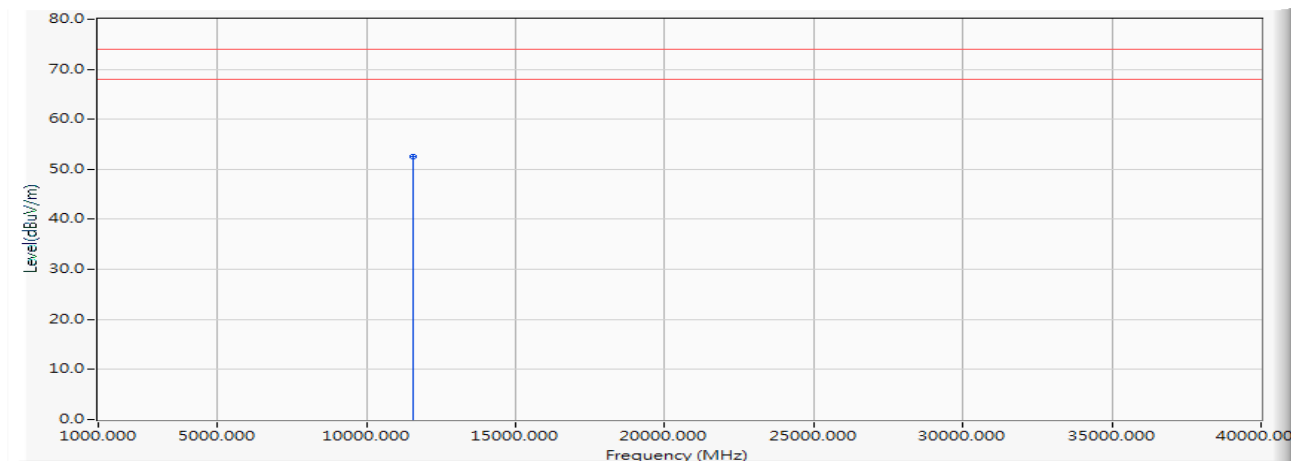
		Frequency (MHz)	Correct Factor (dB)	Reading Level (dBuV)	Measure Level (dBuV/m)	Margin (dB)	Limit (dBuV/m)	Detector Type
1	*	11380.000	15.050	31.785	46.835	-7.165	54.000	AVERAGE

## Note:

1. All Readings below 1GHz are Quasi-Peak, above 1GHz are performed with peak and/or average measurements as necessary.
2. Measurement Level = Reading Level + Correct Factor.
3. Correct Factor = Antenna factor + Cable loss – Amplifier gain.
4. The average measurement was not performed when the peak measured data under the limit of average detection.
5. The emission levels of other frequencies are very lower than the limit and not show in test report.

Product : Wireless/ Wired X-Ray Flat Panel Detectors  
 Test Item : Harmonic Radiated Emission Data  
 Test Date : 2019/09/25  
 Test Mode : Mode 3 MIMO: Transmit (802.11ac-80BW\_65Mbps)(5775MHz)

## Horizontal



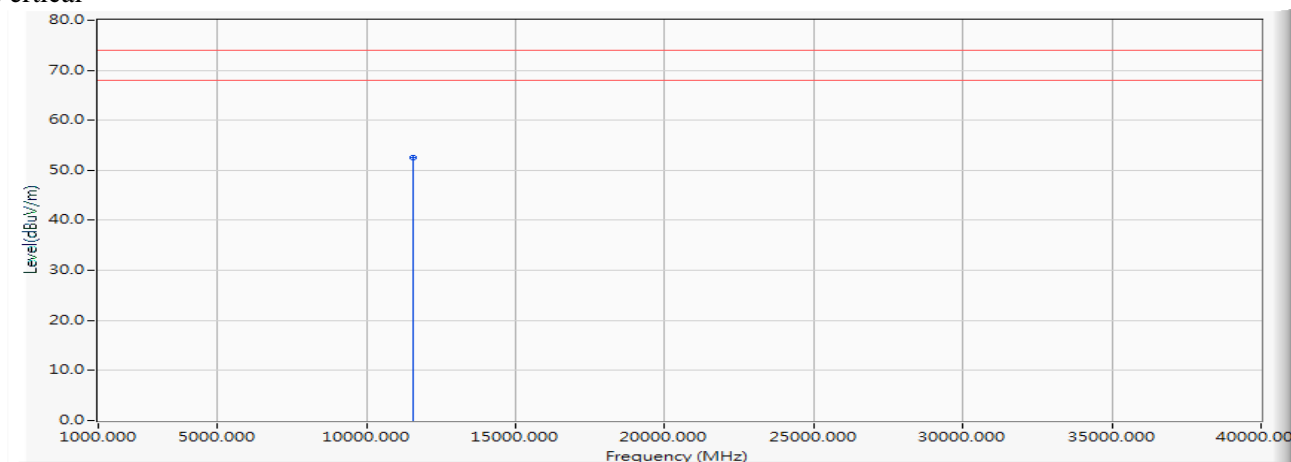
		Frequency (MHz)	Correct Factor (dB)	Reading Level (dBuV)	Measure Level (dBuV/m)	Margin (dB)	Limit (dBuV/m)	Detector Type
1	*	11550.000	14.901	37.600	52.500	-21.500	74.000	PEAK

## Note:

1. All Readings below 1GHz are Quasi-Peak, above 1GHz are performed with peak and/or average measurements as necessary.
2. Measurement Level = Reading Level + Correct Factor.
3. Correct Factor = Antenna factor + Cable loss – Amplifier gain.
4. The average measurement was not performed when the peak measured data under the limit of average detection.
5. The emission levels of other frequencies are very lower than the limit and not show in test report.

Product : Wireless/ Wired X-Ray Flat Panel Detectors  
 Test Item : Harmonic Radiated Emission Data  
 Test Date : 2019/09/25  
 Test Mode : Mode 3 MIMO: Transmit (802.11ac-80BW\_65Mbps)(5775MHz)

## Vertical



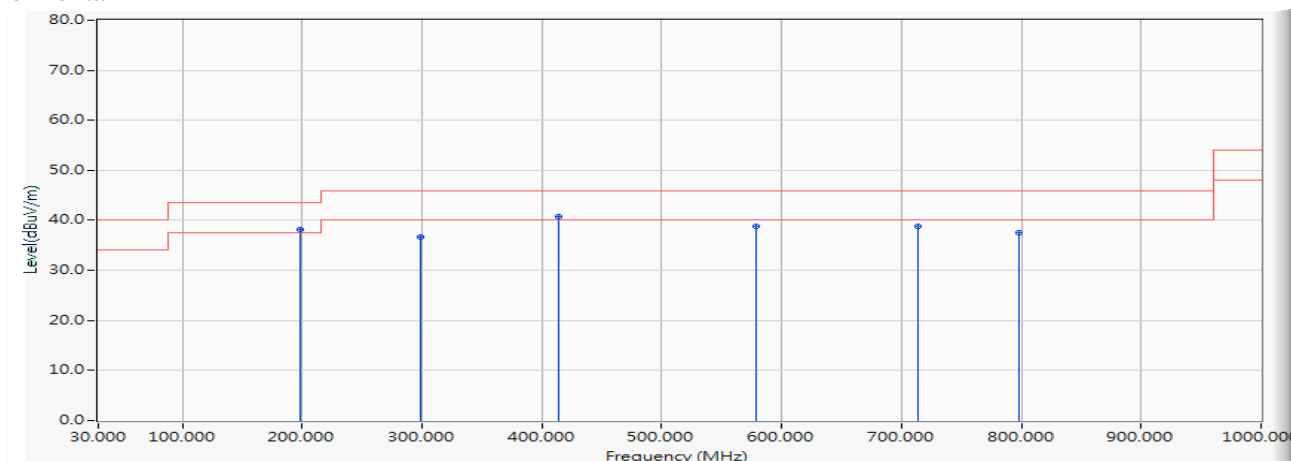
		Frequency (MHz)	Correct Factor (dB)	Reading Level (dBuV)	Measure Level (dBuV/m)	Margin (dB)	Limit (dBuV/m)	Detector Type
1	*	11550.000	14.901	37.639	52.539	-21.461	74.000	PEAK

## Note:

1. All Readings below 1GHz are Quasi-Peak, above 1GHz are performed with peak and/or average measurements as necessary.
2. Measurement Level = Reading Level + Correct Factor.
3. Correct Factor = Antenna factor + Cable loss – Amplifier gain.
4. The average measurement was not performed when the peak measured data under the limit of average detection.
5. The emission levels of other frequencies are very lower than the limit and not show in test report.

Product : Wireless/ Wired X-Ray Flat Panel Detectors  
 Test Item : General Radiated Emission  
 Test Date : 2019/09/25  
 Test Mode : Mode 1 SISO A: Transmit (802.11a\_6Mbps)(5200MHz)

## Horizontal



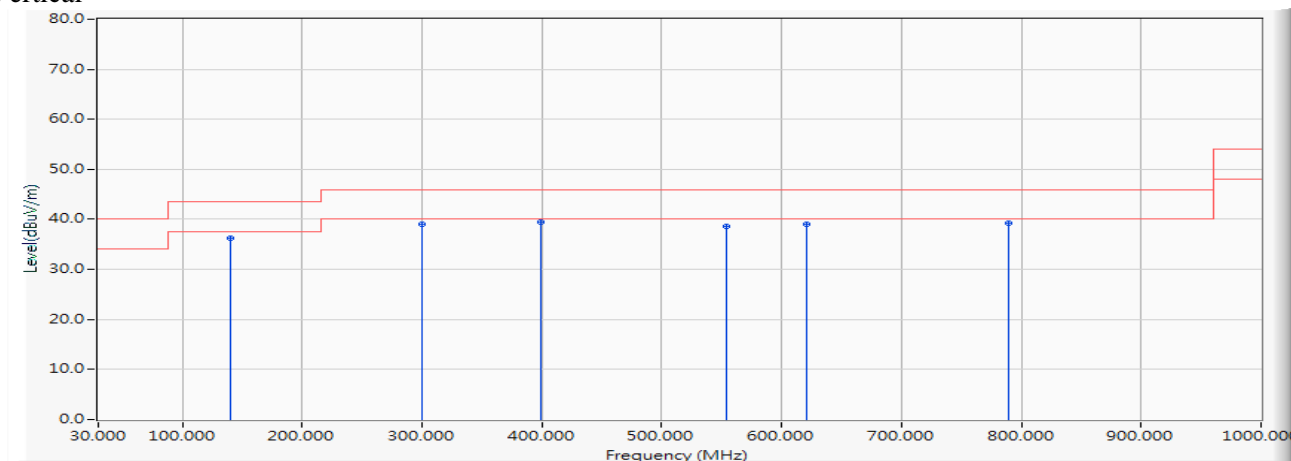
		Frequency (MHz)	Correct Factor (dB)	Reading Level (dBuV)	Measure Level (dBuV/m)	Margin (dB)	Limit (dBuV/m)	Detector Type
1	*	198.696	-18.197	56.374	38.176	-5.324	43.500	QUASIPeAK
2		298.507	-15.074	51.796	36.722	-9.278	46.000	QUASIPeAK
3		413.746	-12.793	53.463	40.671	-5.329	46.000	QUASIPeAK
4		578.261	-7.732	46.598	38.866	-7.134	46.000	QUASIPeAK
5		713.217	-8.970	47.777	38.807	-7.193	46.000	QUASIPeAK
6		797.565	-8.821	46.253	37.431	-8.569	46.000	QUASIPeAK

## Note:

1. All Readings below 1GHz are Quasi-Peak, above 1GHz are performed with peak and/or average measurements as necessary.
2. Measurement Level = Reading Level + Correct Factor.
3. Correct Factor = Antenna factor + Cable loss – Amplifier gain.
4. The emission levels of other frequencies are very lower than the limit and not show in test report.
5. No emission found between lowest internal used/generated frequency to 30MHz.

Product : Wireless/ Wired X-Ray Flat Panel Detectors  
 Test Item : General Radiated Emission  
 Test Date : 2019/09/25  
 Test Mode : Mode 1 SISO A: Transmit (802.11a\_6Mbps)(5200MHz)

## Vertical



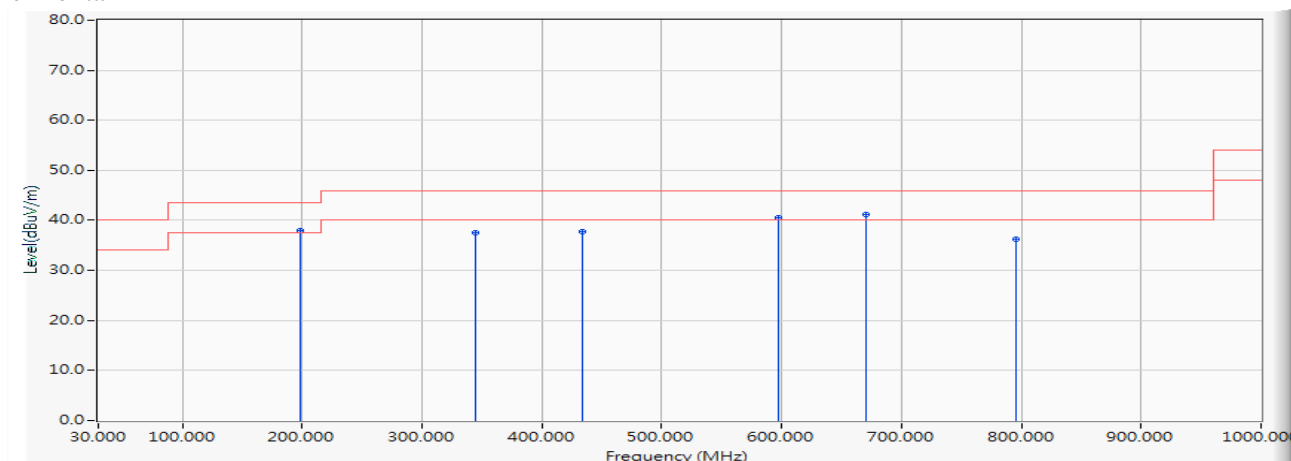
		Frequency (MHz)	Correct Factor (dB)	Reading Level (dBuV)	Measure Level (dBuV/m)	Margin (dB)	Limit (dBuV/m)	Detector Type
1		139.652	-17.556	53.746	36.190	-7.310	43.500	QUASIPeAK
2		299.913	-14.773	53.746	38.972	-7.028	46.000	QUASIPeAK
3	*	399.725	-13.696	53.187	39.491	-6.509	46.000	QUASIPeAK
4		554.362	-10.755	49.373	38.618	-7.382	46.000	QUASIPeAK
5		620.435	-8.051	47.129	39.078	-6.922	46.000	QUASIPeAK
6		789.130	-8.673	48.026	39.353	-6.647	46.000	QUASIPeAK

## Note:

1. All Readings below 1GHz are Quasi-Peak, above 1GHz are performed with peak and/or average measurements as necessary.
2. Measurement Level = Reading Level + Correct Factor.
3. Correct Factor = Antenna factor + Cable loss – Amplifier gain.
4. The emission levels of other frequencies are very lower than the limit and not show in test report.
5. No emission found between lowest internal used/generated frequency to 30MHz.

Product : Wireless/ Wired X-Ray Flat Panel Detectors  
 Test Item : General Radiated Emission  
 Test Date : 2019/09/25  
 Test Mode : Mode 1 SISO A: Transmit (802.11a\_6Mbps)(5280MHz)

## Horizontal



		Frequency (MHz)	Correct Factor (dB)	Reading Level (dBuV)	Measure Level (dBuV/m)	Margin (dB)	Limit (dBuV/m)	Detector Type
1		198.696	-18.197	56.209	38.011	-5.489	43.500	QUASIPeAK
2		344.899	-13.663	51.093	37.430	-8.570	46.000	QUASIPeAK
3		433.464	-10.622	48.273	37.651	-8.349	46.000	QUASIPeAK
4		597.942	-6.648	47.083	40.436	-5.564	46.000	QUASIPeAK
5	*	671.043	-9.590	50.816	41.226	-4.774	46.000	QUASIPeAK
6		796.159	-8.795	45.036	36.241	-9.759	46.000	QUASIPeAK

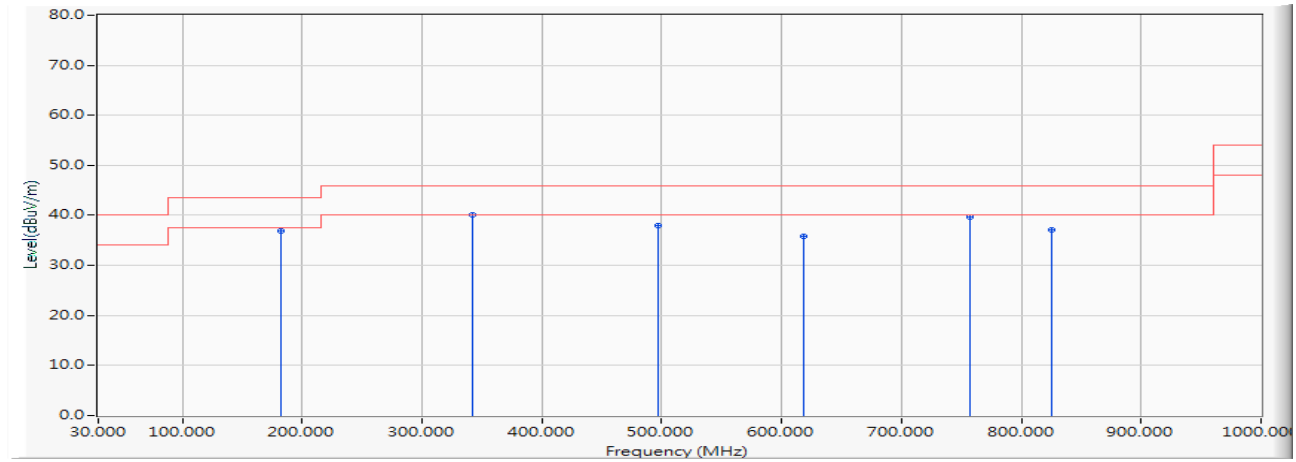
## Note:

1. All Readings below 1GHz are Quasi-Peak, above 1GHz are performed with peak and/or average measurements as necessary.
2. Measurement Level = Reading Level + Correct Factor.
3. Correct Factor = Antenna factor + Cable loss – Amplifier gain.
4. The emission levels of other frequencies are very lower than the limit and not show in test report.
5. No emission found between lowest internal used/generated frequency to 30MHz.



Product : Wireless/ Wired X-Ray Flat Panel Detectors  
 Test Item : General Radiated Emission  
 Test Date : 2019/09/25  
 Test Mode : Mode 1 SISO A: Transmit (802.11a\_6Mbps)(5280MHz)

## Vertical



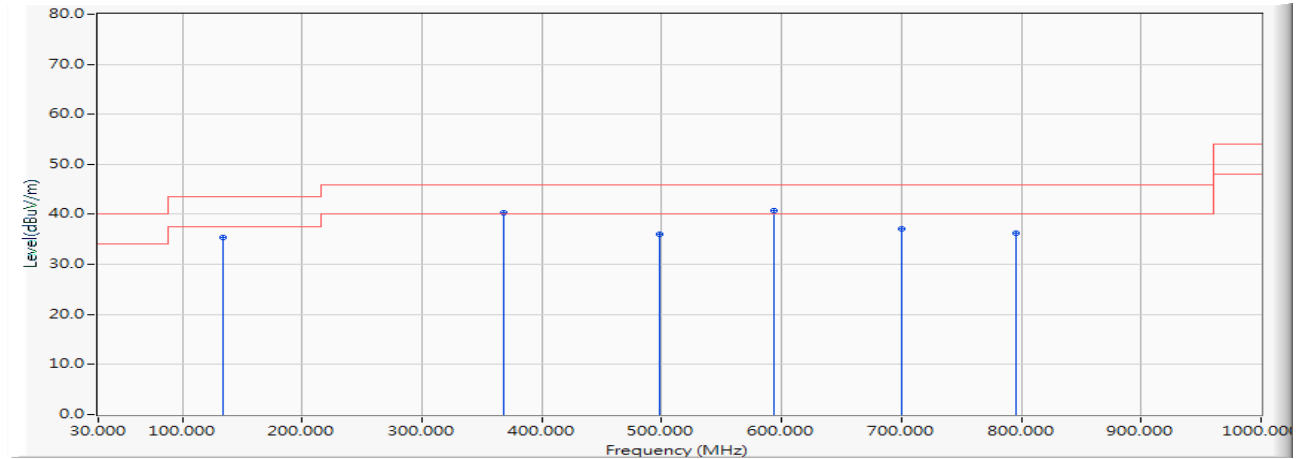
		Frequency (MHz)	Correct Factor (dB)	Reading Level (dBuV)	Measure Level (dBuV/m)	Margin (dB)	Limit (dBuV/m)	Detector Type
1		181.826	-19.183	56.047	36.864	-6.636	43.500	QUASIPeAK
2	*	342.087	-13.857	54.036	40.179	-5.821	46.000	QUASIPeAK
3		496.725	-11.091	49.067	37.976	-8.024	46.000	QUASIPeAK
4		619.029	-7.961	43.796	35.835	-10.165	46.000	QUASIPeAK
5		756.797	-7.321	46.938	39.616	-6.384	46.000	QUASIPeAK
6		825.681	-8.779	45.916	37.137	-8.863	46.000	QUASIPeAK

## Note:

1. All Readings below 1GHz are Quasi-Peak, above 1GHz are performed with peak and/or average measurements as necessary.
2. Measurement Level = Reading Level + Correct Factor.
3. Correct Factor = Antenna factor + Cable loss – Amplifier gain.
4. The emission levels of other frequencies are very lower than the limit and not show in test report.
5. No emission found between lowest internal used/generated frequency to 30MHz.

Product : Wireless/ Wired X-Ray Flat Panel Detectors  
 Test Item : General Radiated Emission  
 Test Date : 2019/09/25  
 Test Mode : Mode 1 SISO A: Transmit (802.11a\_6Mbps)(5600MHz)

## Horizontal



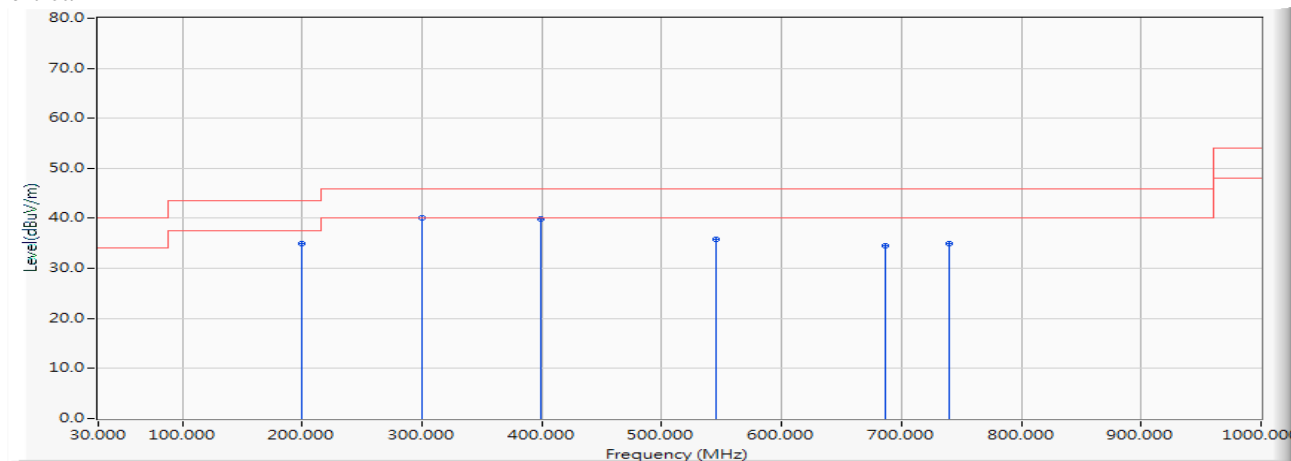
		Frequency (MHz)	Correct Factor (dB)	Reading Level (dBuV)	Measure Level (dBuV/m)	Margin (dB)	Limit (dBuV/m)	Detector Type
1		134.029	-16.681	52.036	35.355	-8.145	43.500	QUASIPeAK
2		368.797	-12.446	52.694	40.247	-5.753	46.000	QUASIPeAK
3		498.130	-10.992	47.006	36.014	-9.986	46.000	QUASIPeAK
4	*	593.725	-6.840	47.658	40.818	-5.182	46.000	QUASIPeAK
5		700.565	-9.112	46.287	37.175	-8.825	46.000	QUASIPeAK
6		796.159	-8.795	45.138	36.343	-9.657	46.000	QUASIPeAK

## Note:

1. All Readings below 1GHz are Quasi-Peak, above 1GHz are performed with peak and/or average measurements as necessary.
2. Measurement Level = Reading Level + Correct Factor.
3. Correct Factor = Antenna factor + Cable loss – Amplifier gain.
4. The emission levels of other frequencies are very lower than the limit and not show in test report.
5. No emission found between lowest internal used/generated frequency to 30MHz.

Product : Wireless/ Wired X-Ray Flat Panel Detectors  
 Test Item : General Radiated Emission  
 Test Date : 2019/09/25  
 Test Mode : Mode 1 SISO A: Transmit (802.11a\_6Mbps)(5600MHz)

## Vertical



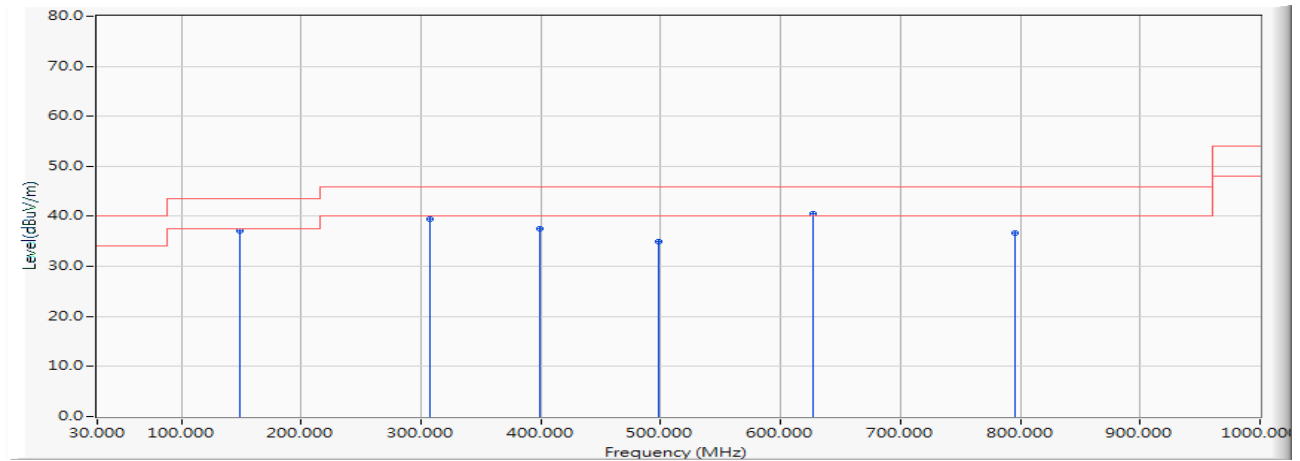
		Frequency (MHz)	Correct Factor (dB)	Reading Level (dBuV)	Measure Level (dBuV/m)	Margin (dB)	Limit (dBuV/m)	Detector Type
1		200.101	-18.131	53.064	34.933	-8.567	43.500	QUASIPeAK
2	*	299.913	-14.773	54.781	40.007	-5.993	46.000	QUASIPeAK
3		399.725	-13.696	53.693	39.997	-6.003	46.000	QUASIPeAK
4		545.928	-11.130	47.039	35.909	-10.091	46.000	QUASIPeAK
5		686.507	-9.214	43.716	34.502	-11.498	46.000	QUASIPeAK
6		739.928	-5.486	40.495	35.010	-10.990	46.000	QUASIPeAK

## Note:

1. All Readings below 1GHz are Quasi-Peak, above 1GHz are performed with peak and/or average measurements as necessary.
2. Measurement Level = Reading Level + Correct Factor.
3. Correct Factor = Antenna factor + Cable loss – Amplifier gain.
4. The emission levels of other frequencies are very lower than the limit and not show in test report.
5. No emission found between lowest internal used/generated frequency to 30MHz.

Product : Wireless/ Wired X-Ray Flat Panel Detectors  
 Test Item : General Radiated Emission  
 Test Date : 2019/09/25  
 Test Mode : Mode 1 SISO A: Transmit (802.11a\_6Mbps)(5785MHz)

## Horizontal



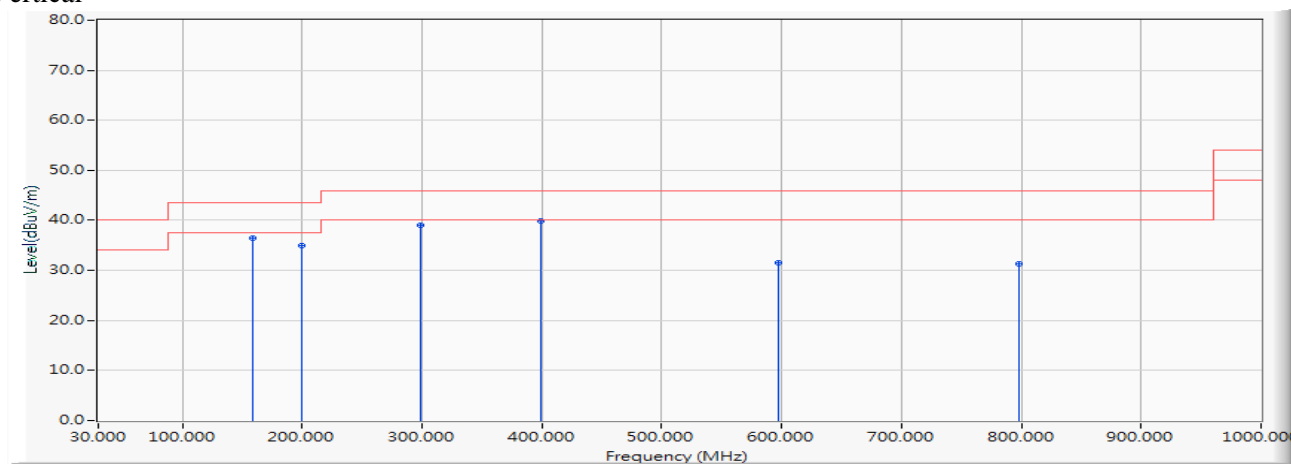
		Frequency (MHz)	Correct Factor (dB)	Reading Level (dBuV)	Measure Level (dBuV/m)	Margin (dB)	Limit (dBuV/m)	Detector Type
1		149.493	-19.716	56.879	37.163	-6.337	43.500	QUASIPeAK
2		306.942	-14.497	54.063	39.567	-6.433	46.000	QUASIPeAK
3		399.725	-13.696	51.187	37.491	-8.509	46.000	QUASIPeAK
4		498.130	-10.992	46.029	35.037	-10.963	46.000	QUASIPeAK
5	*	627.464	-8.333	48.931	40.598	-5.402	46.000	QUASIPeAK
6		796.159	-8.795	45.385	36.590	-9.410	46.000	QUASIPeAK

## Note:

1. All Readings below 1GHz are Quasi-Peak, above 1GHz are performed with peak and/or average measurements as necessary.
2. Measurement Level = Reading Level + Correct Factor.
3. Correct Factor = Antenna factor + Cable loss – Amplifier gain.
4. The emission levels of other frequencies are very lower than the limit and not show in test report.
5. No emission found between lowest internal used/generated frequency to 30MHz.

Product : Wireless/ Wired X-Ray Flat Panel Detectors  
 Test Item : General Radiated Emission  
 Test Date : 2019/09/25  
 Test Mode : Mode 1 SISO A: Transmit (802.11a\_6Mbps)(5785MHz)

## Vertical



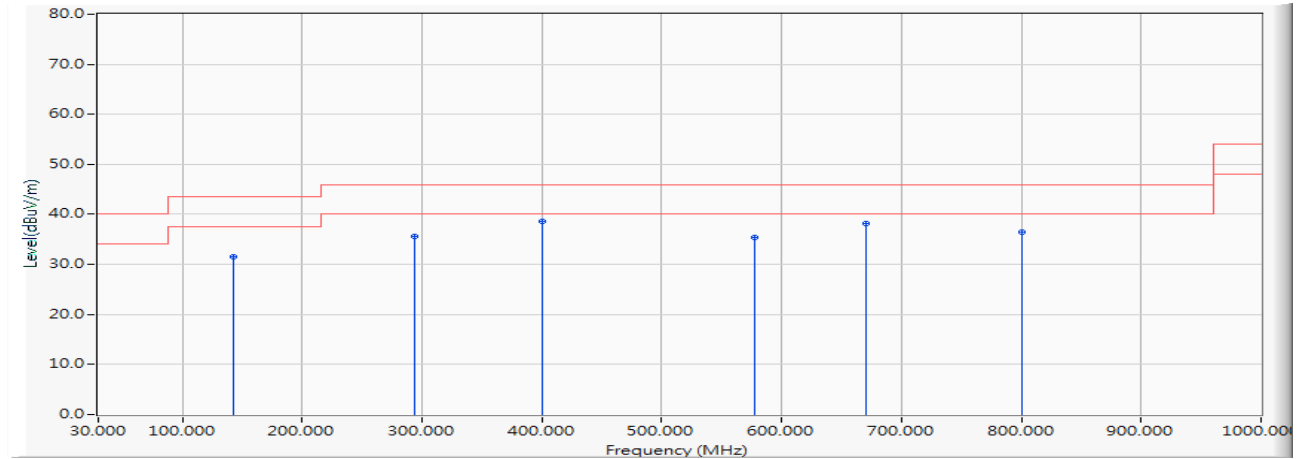
		Frequency (MHz)	Correct Factor (dB)	Reading Level (dBuV)	Measure Level (dBuV/m)	Margin (dB)	Limit (dBuV/m)	Detector Type
1		159.333	-20.686	57.202	36.516	-6.984	43.500	QUASIPeAK
2		200.101	-18.131	53.121	34.990	-8.510	43.500	QUASIPeAK
3		298.507	-15.074	54.093	39.019	-6.981	46.000	QUASIPeAK
4	*	399.725	-13.696	53.556	39.860	-6.140	46.000	QUASIPeAK
5		597.942	-6.648	38.102	31.455	-14.545	46.000	QUASIPeAK
6		797.565	-8.821	40.195	31.373	-14.627	46.000	QUASIPeAK

## Note:

1. All Readings below 1GHz are Quasi-Peak, above 1GHz are performed with peak and/or average measurements as necessary.
2. Measurement Level = Reading Level + Correct Factor.
3. Correct Factor = Antenna factor + Cable loss – Amplifier gain.
4. The emission levels of other frequencies are very lower than the limit and not show in test report.
5. No emission found between lowest internal used/generated frequency to 30MHz.

Product : Wireless/ Wired X-Ray Flat Panel Detectors  
 Test Item : General Radiated Emission  
 Test Date : 2019/10/03  
 Test Mode : Mode 1 SISO A: Transmit (802.11n-20BW\_7.2Mbps) (5200MHz)

## Horizontal



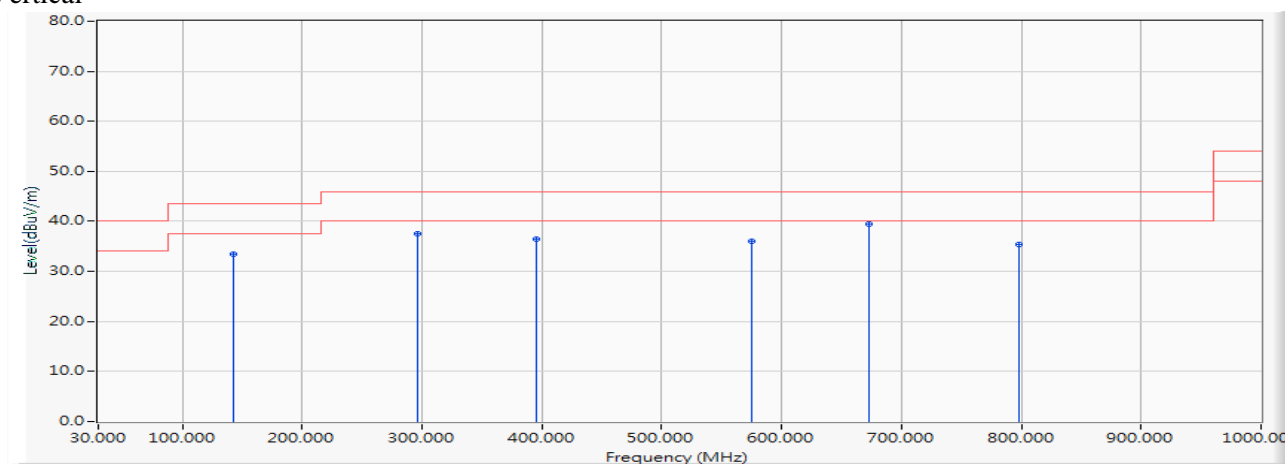
		Frequency (MHz)	Correct Factor (dB)	Reading Level (dBuV)	Measure Level (dBuV/m)	Margin (dB)	Limit (dBuV/m)	Detector Type
1		143.168	-18.312	49.901	31.589	-11.911	43.500	PEAK
2		294.158	-16.099	51.797	35.698	-10.302	46.000	PEAK
3	*	400.127	-13.695	52.389	38.694	-7.306	46.000	PEAK
4		578.127	-7.752	43.081	35.329	-10.671	46.000	PEAK
5		670.290	-9.618	47.775	38.156	-7.844	46.000	PEAK
6		800.164	-8.869	45.358	36.490	-9.510	46.000	PEAK

## Note:

1. All Readings below 1GHz are Quasi-Peak, above 1GHz are performed with peak and/or average measurements as necessary.
2. Measurement Level = Reading Level + Correct Factor.
3. Correct Factor = Antenna factor + Cable loss – Amplifier gain.
4. The emission levels of other frequencies are very lower than the limit and not show in test report.
5. No emission found between lowest internal used/generated frequency to 30MHz.

Product : Wireless/ Wired X-Ray Flat Panel Detectors  
 Test Item : General Radiated Emission  
 Test Date : 2019/10/04  
 Test Mode : Mode 1 SISO A: Transmit (802.11n-20BW\_7.2Mbps) (5200MHz)

## Vertical



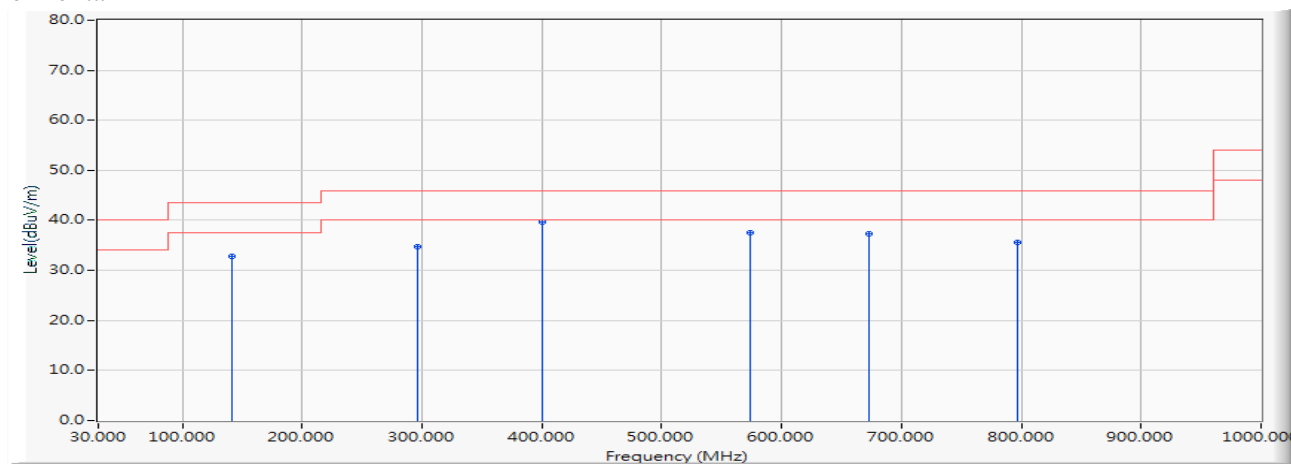
		Frequency (MHz)	Correct Factor (dB)	Reading Level (dBuV)	Measure Level (dBuV/m)	Margin (dB)	Limit (dBuV/m)	Detector Type
1		143.341	-18.350	51.909	33.559	-9.941	43.500	PEAK
2		296.274	-15.600	53.236	37.635	-8.365	46.000	PEAK
3		395.535	-13.357	49.712	36.355	-9.645	46.000	PEAK
4		575.658	-8.130	44.089	35.960	-10.040	46.000	PEAK
5	*	673.128	-9.508	48.932	39.424	-6.576	46.000	PEAK
6		798.188	-8.835	44.163	35.328	-10.672	46.000	PEAK

## Note:

1. All Readings below 1GHz are Quasi-Peak, above 1GHz are performed with peak and/or average measurements as necessary.
2. Measurement Level = Reading Level + Correct Factor.
3. Correct Factor = Antenna factor + Cable loss – Amplifier gain.
4. The emission levels of other frequencies are very lower than the limit and not show in test report.
5. No emission found between lowest internal used/generated frequency to 30MHz.

Product : Wireless/ Wired X-Ray Flat Panel Detectors  
 Test Item : General Radiated Emission  
 Test Date : 2019/10/04  
 Test Mode : Mode 1 SISO A: Transmit (802.11n-20BW\_7.2Mbps) (5280MHz)

## Horizontal



		Frequency (MHz)	Correct Factor (dB)	Reading Level (dBuV)	Measure Level (dBuV/m)	Margin (dB)	Limit (dBuV/m)	Detector Type
1		141.037	-17.840	50.662	32.823	-10.677	43.500	PEAK
2		295.846	-15.703	50.439	34.737	-11.263	46.000	PEAK
3	*	399.928	-13.695	53.329	39.634	-6.366	46.000	PEAK
4		574.093	-8.369	45.916	37.547	-8.453	46.000	PEAK
5		672.552	-9.530	46.855	37.325	-8.675	46.000	PEAK
6		796.763	-8.805	44.379	35.573	-10.427	46.000	PEAK

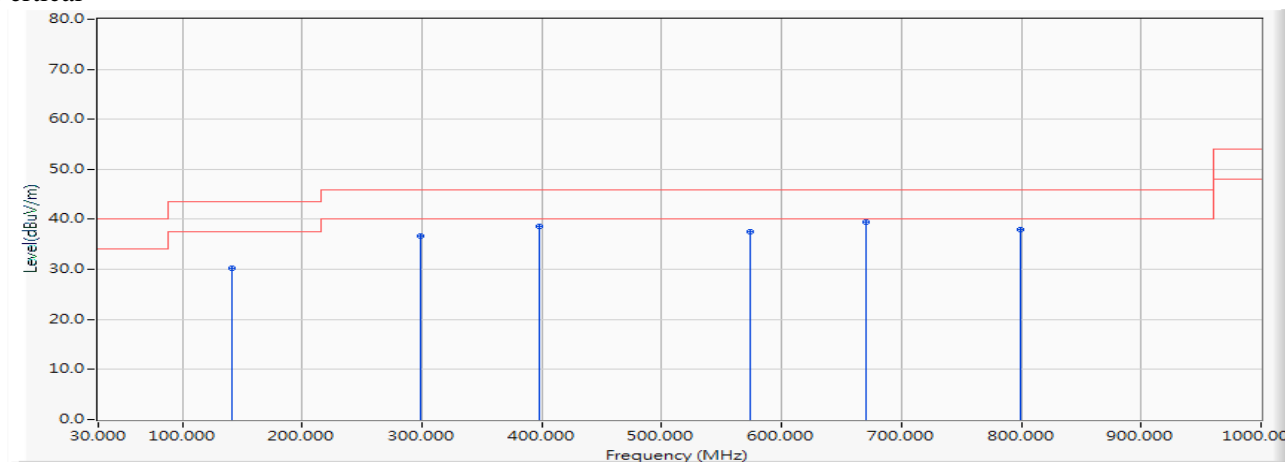
## Note:

1. All Readings below 1GHz are Quasi-Peak, above 1GHz are performed with peak and/or average measurements as necessary.
2. Measurement Level = Reading Level + Correct Factor.
3. Correct Factor = Antenna factor + Cable loss – Amplifier gain.
4. The emission levels of other frequencies are very lower than the limit and not show in test report.
5. No emission found between lowest internal used/generated frequency to 30MHz.



Product : Wireless/ Wired X-Ray Flat Panel Detectors  
 Test Item : General Radiated Emission  
 Test Date : 2019/10/04  
 Test Mode : Mode 1 SISO A: Transmit (802.11n-20BW\_7.2Mbps) (5280MHz)

## Vertical



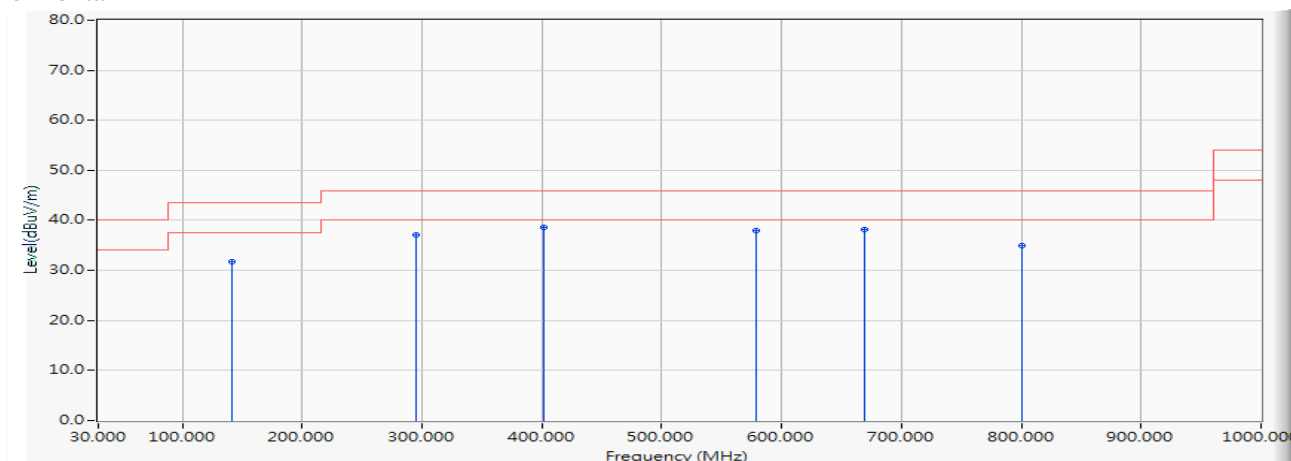
		Frequency (MHz)	Correct Factor (dB)	Reading Level (dBuV)	Measure Level (dBuV/m)	Margin (dB)	Limit (dBuV/m)	Detector Type
1		142.102	-18.075	48.316	30.240	-13.260	43.500	PEAK
2		298.362	-15.108	51.693	36.585	-9.415	46.000	PEAK
3		397.969	-13.560	52.184	38.624	-7.376	46.000	PEAK
4		574.426	-8.317	45.958	37.640	-8.360	46.000	PEAK
5	*	670.137	-9.624	49.130	39.506	-6.494	46.000	PEAK
6		799.884	-8.864	46.773	37.909	-8.091	46.000	PEAK

## Note:

1. All Readings below 1GHz are Quasi-Peak, above 1GHz are performed with peak and/or average measurements as necessary.
2. Measurement Level = Reading Level + Correct Factor.
3. Correct Factor = Antenna factor + Cable loss – Amplifier gain.
4. The emission levels of other frequencies are very lower than the limit and not show in test report.
5. No emission found between lowest internal used/generated frequency to 30MHz.

Product : Wireless/ Wired X-Ray Flat Panel Detectors  
 Test Item : General Radiated Emission  
 Test Date : 2019/10/04  
 Test Mode : Mode 1 SISO A: Transmit (802.11n-20BW\_7.2Mbps) (5600MHz)

## Horizontal



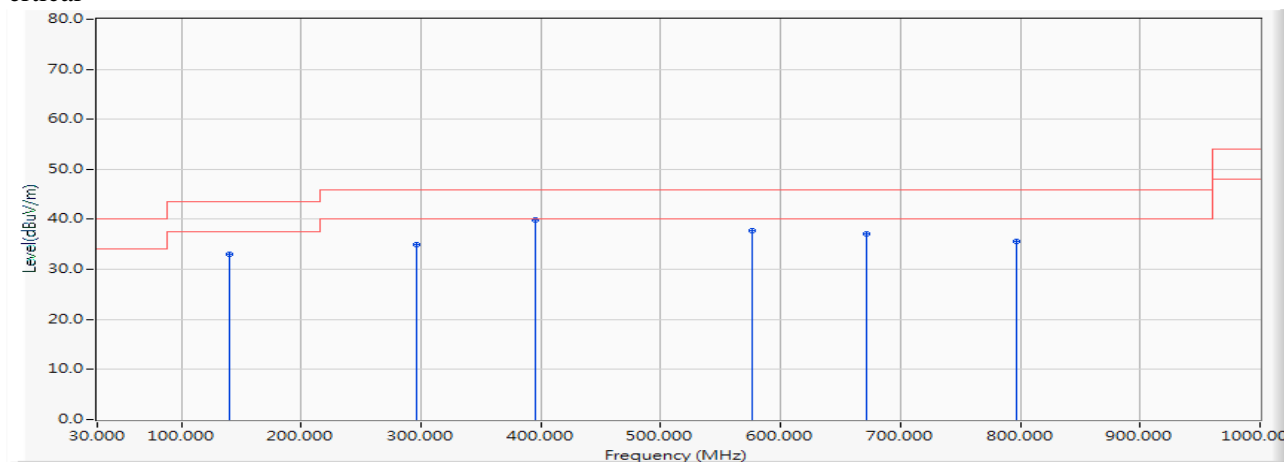
		Frequency (MHz)	Correct Factor (dB)	Reading Level (dBuV)	Measure Level (dBuV/m)	Margin (dB)	Limit (dBuV/m)	Detector Type
1		141.404	-17.920	49.662	31.741	-11.759	43.500	PEAK
2		295.033	-15.893	52.986	37.093	-8.907	46.000	PEAK
3	*	401.182	-13.651	52.327	38.676	-7.324	46.000	PEAK
4		579.307	-7.573	45.479	37.906	-8.094	46.000	PEAK
5		669.019	-9.668	47.865	38.197	-7.803	46.000	PEAK
6		800.845	-8.873	43.848	34.975	-11.025	46.000	PEAK

## Note:

1. All Readings below 1GHz are Quasi-Peak, above 1GHz are performed with peak and/or average measurements as necessary.
2. Measurement Level = Reading Level + Correct Factor.
3. Correct Factor = Antenna factor + Cable loss – Amplifier gain.
4. The emission levels of other frequencies are very lower than the limit and not show in test report.
5. No emission found between lowest internal used/generated frequency to 30MHz.

Product : Wireless/ Wired X-Ray Flat Panel Detectors  
 Test Item : General Radiated Emission  
 Test Date : 2019/10/04  
 Test Mode : Mode 1 SISO A: Transmit (802.11n-20BW\_7.2Mbps) (5600MHz)

## Vertical



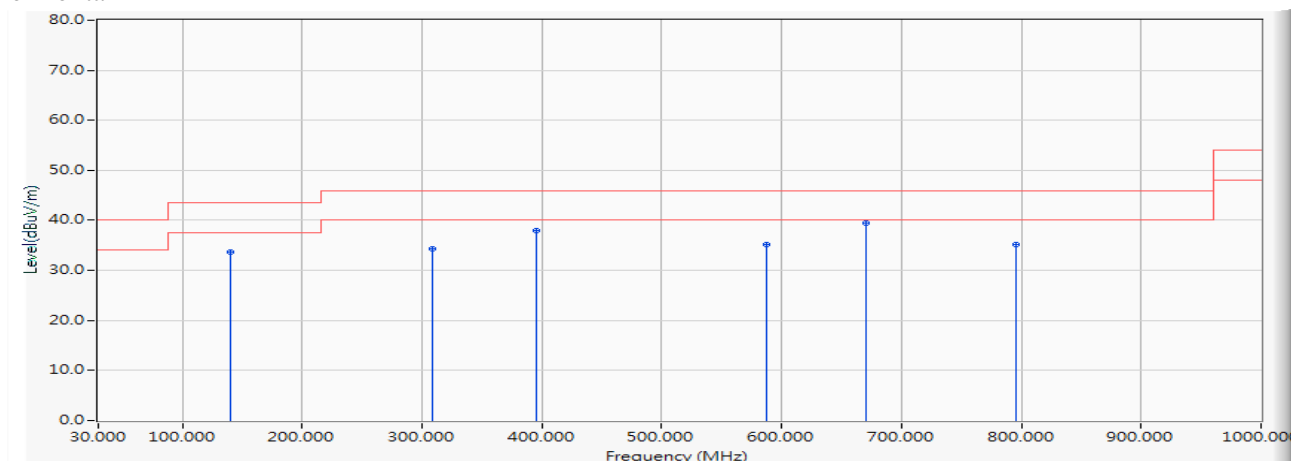
		Frequency (MHz)	Correct Factor (dB)	Reading Level (dBuV)	Measure Level (dBuV/m)	Margin (dB)	Limit (dBuV/m)	Detector Type
1		140.793	-17.785	50.776	32.991	-10.509	43.500	PEAK
2		296.262	-15.605	50.467	34.863	-11.137	46.000	PEAK
3	*	395.388	-13.345	53.278	39.933	-6.067	46.000	PEAK
4		576.317	-8.029	45.681	37.652	-8.348	46.000	PEAK
5		671.594	-9.568	46.765	37.197	-8.803	46.000	PEAK
6		796.352	-8.798	44.318	35.520	-10.480	46.000	PEAK

## Note:

1. All Readings below 1GHz are Quasi-Peak, above 1GHz are performed with peak and/or average measurements as necessary.
2. Measurement Level = Reading Level + Correct Factor.
3. Correct Factor = Antenna factor + Cable loss – Amplifier gain.
4. The emission levels of other frequencies are very lower than the limit and not show in test report.
5. No emission found between lowest internal used/generated frequency to 30MHz.

Product : Wireless/ Wired X-Ray Flat Panel Detectors  
 Test Item : General Radiated Emission  
 Test Date : 2019/10/04  
 Test Mode : Mode 1 SISO A: Transmit (802.11n-20BW\_7.2Mbps) (5720MHz)

## Horizontal



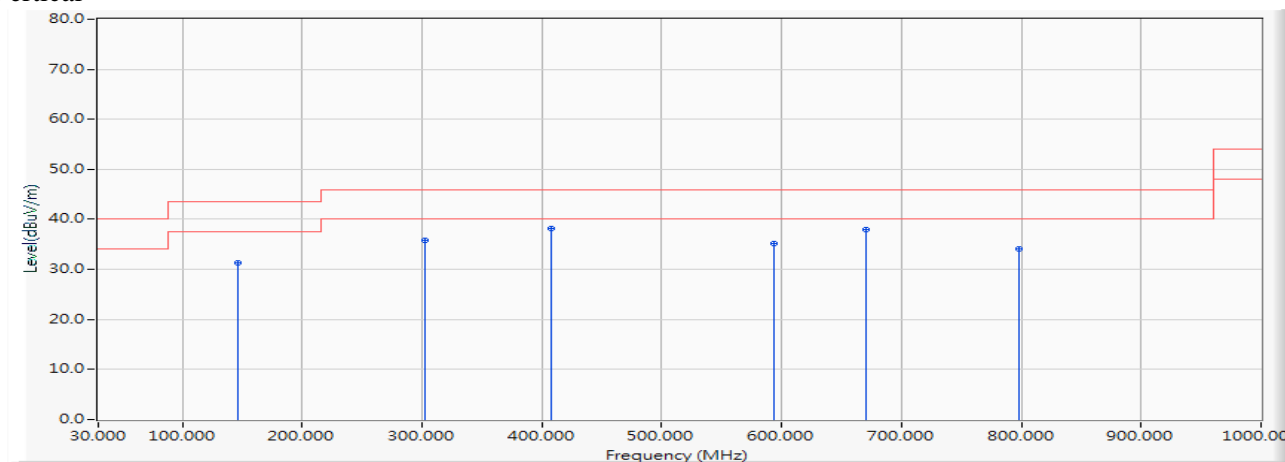
		Frequency (MHz)	Correct Factor (dB)	Reading Level (dBuV)	Measure Level (dBuV/m)	Margin (dB)	Limit (dBuV/m)	Detector Type
1		140.558	-17.734	51.416	33.682	-9.818	43.500	PEAK
2		308.831	-14.431	48.646	34.215	-11.785	46.000	PEAK
3		395.916	-13.389	51.342	37.953	-8.047	46.000	PEAK
4		587.313	-7.135	42.291	35.156	-10.844	46.000	PEAK
5	*	669.971	-9.631	49.040	39.409	-6.591	46.000	PEAK
6		796.148	-8.794	43.990	35.196	-10.804	46.000	PEAK

## Note:

1. All Readings below 1GHz are Quasi-Peak, above 1GHz are performed with peak and/or average measurements as necessary.
2. Measurement Level = Reading Level + Correct Factor.
3. Correct Factor = Antenna factor + Cable loss – Amplifier gain.
4. The emission levels of other frequencies are very lower than the limit and not show in test report.
5. No emission found between lowest internal used/generated frequency to 30MHz.

Product : Wireless/ Wired X-Ray Flat Panel Detectors  
 Test Item : General Radiated Emission  
 Test Date : 2019/10/04  
 Test Mode : Mode 1 SISO A: Transmit (802.11n-20BW\_7.2Mbps) (5720MHz)

## Vertical



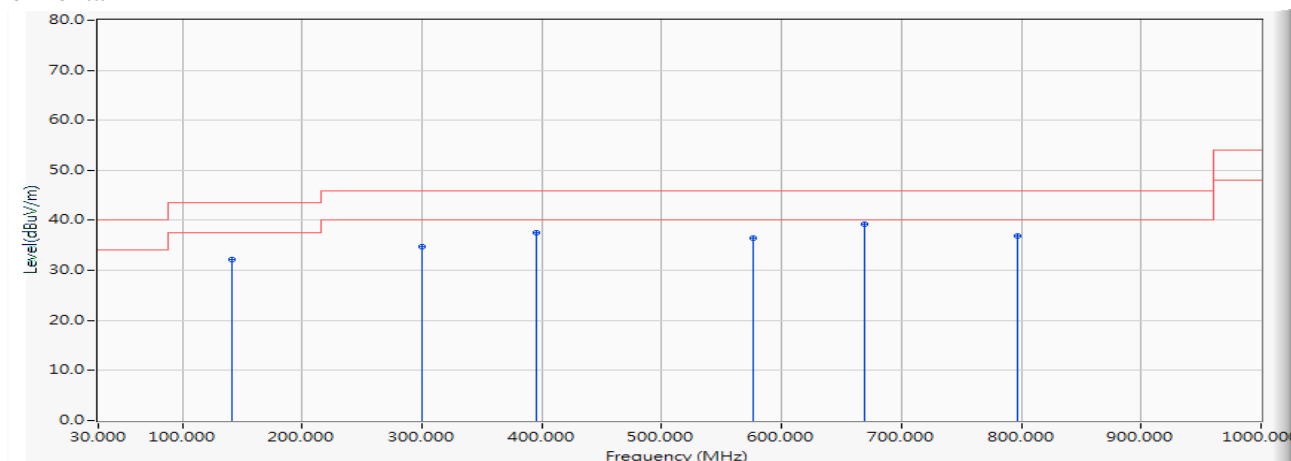
		Frequency (MHz)	Correct Factor (dB)	Reading Level (dBuV)	Measure Level (dBuV/m)	Margin (dB)	Limit (dBuV/m)	Detector Type
1		146.474	-19.049	50.446	31.397	-12.103	43.500	PEAK
2		302.365	-14.645	50.440	35.795	-10.205	46.000	PEAK
3	*	407.466	-13.225	51.420	38.196	-7.804	46.000	PEAK
4		593.097	-6.869	42.052	35.184	-10.816	46.000	PEAK
5		669.925	-9.632	47.690	38.057	-7.943	46.000	PEAK
6		798.040	-8.832	42.970	34.138	-11.862	46.000	PEAK

## Note:

1. All Readings below 1GHz are Quasi-Peak, above 1GHz are performed with peak and/or average measurements as necessary.
2. Measurement Level = Reading Level + Correct Factor.
3. Correct Factor = Antenna factor + Cable loss – Amplifier gain.
4. The emission levels of other frequencies are very lower than the limit and not show in test report.
5. No emission found between lowest internal used/generated frequency to 30MHz.

Product : Wireless/ Wired X-Ray Flat Panel Detectors  
 Test Item : General Radiated Emission  
 Test Date : 2019/10/04  
 Test Mode : Mode 1 SISO A: Transmit (802.11n-20BW\_7.2Mbps) (5785MHz)

## Horizontal



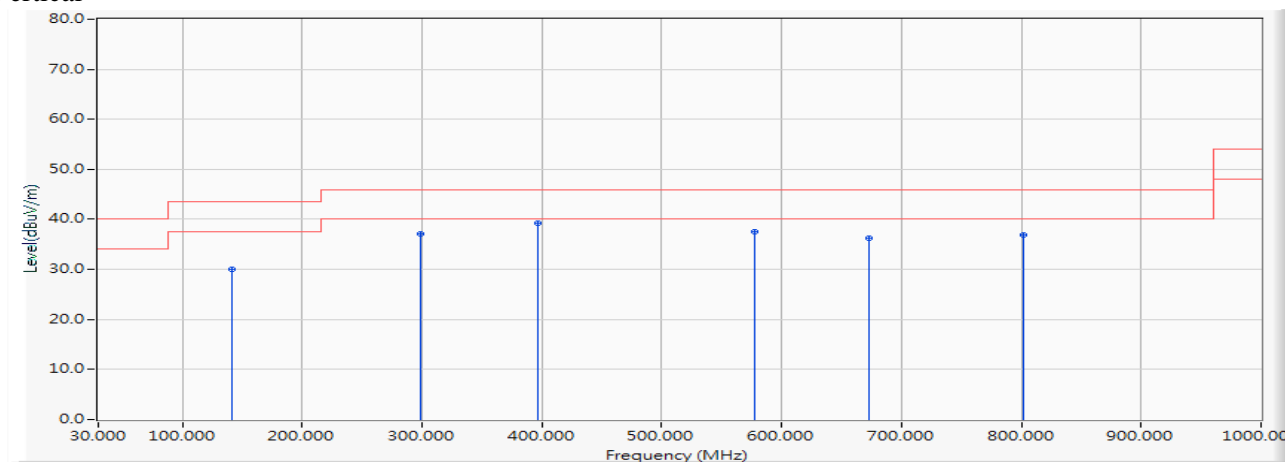
		Frequency (MHz)	Correct Factor (dB)	Reading Level (dBuV)	Measure Level (dBuV/m)	Margin (dB)	Limit (dBuV/m)	Detector Type
1		141.617	-17.968	50.131	32.163	-11.337	43.500	PEAK
2		299.920	-14.772	49.472	34.699	-11.301	46.000	PEAK
3		395.902	-13.388	50.825	37.437	-8.563	46.000	PEAK
4		576.073	-8.067	44.548	36.481	-9.519	46.000	PEAK
5	*	669.297	-9.657	49.010	39.353	-6.647	46.000	PEAK
6		796.506	-8.801	45.726	36.925	-9.075	46.000	PEAK

## Note:

1. All Readings below 1GHz are Quasi-Peak, above 1GHz are performed with peak and/or average measurements as necessary.
2. Measurement Level = Reading Level + Correct Factor.
3. Correct Factor = Antenna factor + Cable loss – Amplifier gain.
4. The emission levels of other frequencies are very lower than the limit and not show in test report.
5. No emission found between lowest internal used/generated frequency to 30MHz.

Product : Wireless/ Wired X-Ray Flat Panel Detectors  
 Test Item : General Radiated Emission  
 Test Date : 2019/10/04  
 Test Mode : Mode 1 SISO A: Transmit (802.11n-20BW\_7.2Mbps) (5785MHz)

## Vertical



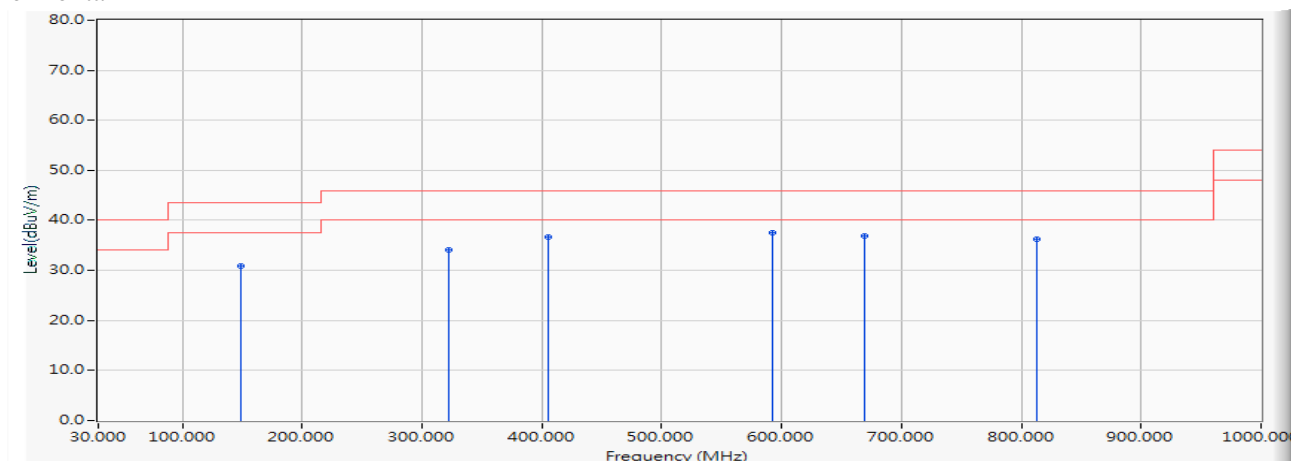
		Frequency (MHz)	Correct Factor (dB)	Reading Level (dBuV)	Measure Level (dBuV/m)	Margin (dB)	Limit (dBuV/m)	Detector Type
1		142.075	-18.069	48.177	30.107	-13.393	43.500	PEAK
2		298.721	-15.024	52.087	37.063	-8.937	46.000	PEAK
3	*	396.276	-13.420	52.757	39.338	-6.662	46.000	PEAK
4		577.545	-7.841	45.382	37.540	-8.460	46.000	PEAK
5		672.422	-9.535	45.856	36.321	-9.679	46.000	PEAK
6		801.193	-8.875	45.771	36.896	-9.104	46.000	PEAK

## Note:

1. All Readings below 1GHz are Quasi-Peak, above 1GHz are performed with peak and/or average measurements as necessary.
2. Measurement Level = Reading Level + Correct Factor.
3. Correct Factor = Antenna factor + Cable loss – Amplifier gain.
4. The emission levels of other frequencies are very lower than the limit and not show in test report.
5. No emission found between lowest internal used/generated frequency to 30MHz.

Product : Wireless/ Wired X-Ray Flat Panel Detectors  
 Test Item : General Radiated Emission  
 Test Date : 2019/10/04  
 Test Mode : Mode 1 SISO A: Transmit (802.11n-40BW\_15Mbps) (5230MHz)

## Horizontal



		Frequency (MHz)	Correct Factor (dB)	Reading Level (dBuV)	Measure Level (dBuV/m)	Margin (dB)	Limit (dBuV/m)	Detector Type
1		148.405	-19.479	50.378	30.899	-12.601	43.500	PEAK
2		322.309	-14.056	48.088	34.032	-11.968	46.000	PEAK
3		405.869	-13.334	49.998	36.664	-9.336	46.000	PEAK
4	*	592.064	-6.915	44.526	37.611	-8.389	46.000	PEAK
5		669.561	-9.647	46.563	36.916	-9.084	46.000	PEAK
6		812.395	-8.901	45.166	36.265	-9.735	46.000	PEAK

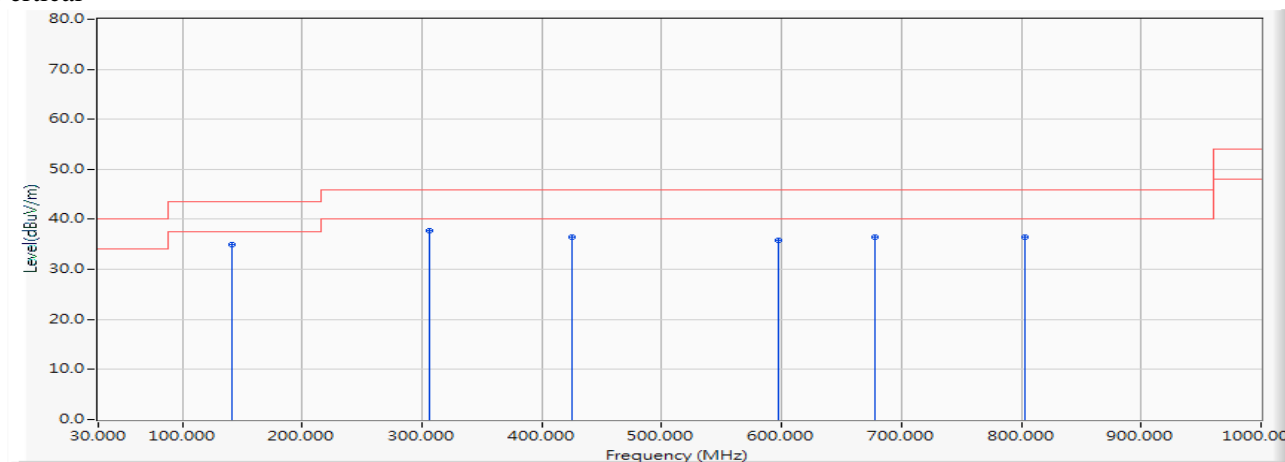
## Note:

1. All Readings below 1GHz are Quasi-Peak, above 1GHz are performed with peak and/or average measurements as necessary.
2. Measurement Level = Reading Level + Correct Factor.
3. Correct Factor = Antenna factor + Cable loss – Amplifier gain.
4. The emission levels of other frequencies are very lower than the limit and not show in test report.
5. No emission found between lowest internal used/generated frequency to 30MHz.



Product : Wireless/ Wired X-Ray Flat Panel Detectors  
 Test Item : General Radiated Emission  
 Test Date : 2019/10/04  
 Test Mode : Mode 1 SISO A: Transmit (802.11n-40BW\_15Mbps) (5230MHz)

## Vertical



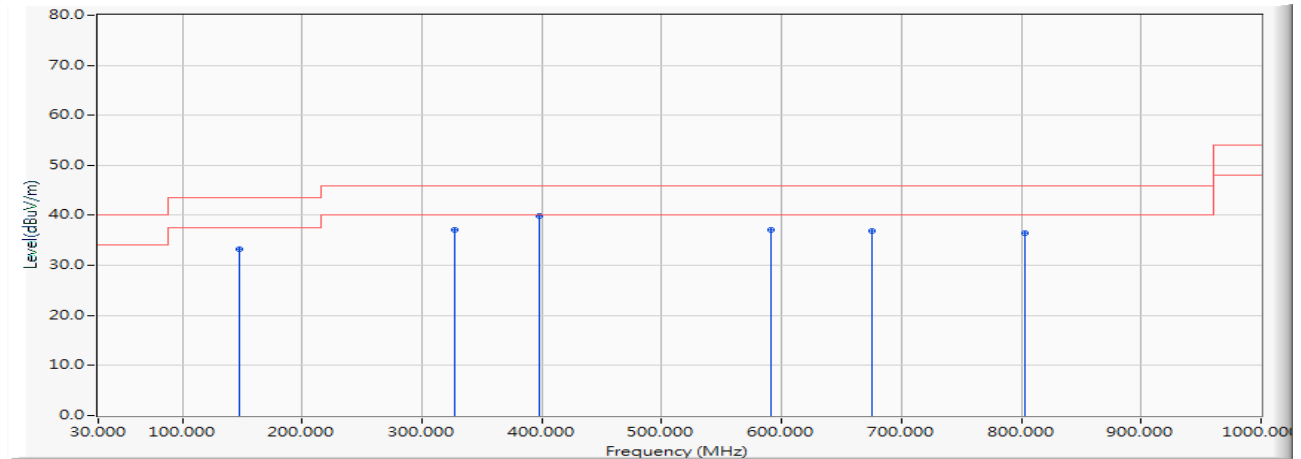
		Frequency (MHz)	Correct Factor (dB)	Reading Level (dBuV)	Measure Level (dBuV/m)	Margin (dB)	Limit (dBuV/m)	Detector Type
1		142.055	-18.065	52.920	34.855	-8.645	43.500	PEAK
2	*	306.010	-14.529	52.333	37.805	-8.195	46.000	PEAK
3		425.778	-11.615	48.028	36.413	-9.587	46.000	PEAK
4		597.496	-6.668	42.545	35.877	-10.123	46.000	PEAK
5		678.125	-9.309	45.770	36.462	-9.538	46.000	PEAK
6		802.612	-8.881	45.372	36.491	-9.509	46.000	PEAK

## Note:

1. All Readings below 1GHz are Quasi-Peak, above 1GHz are performed with peak and/or average measurements as necessary.
2. Measurement Level = Reading Level + Correct Factor.
3. Correct Factor = Antenna factor + Cable loss – Amplifier gain.
4. The emission levels of other frequencies are very lower than the limit and not show in test report.
5. No emission found between lowest internal used/generated frequency to 30MHz.

Product : Wireless/ Wired X-Ray Flat Panel Detectors  
 Test Item : General Radiated Emission  
 Test Date : 2019/10/04  
 Test Mode : Mode 1 SISO A: Transmit (802.11n-40BW\_15Mbps) (5310MHz)

## Horizontal



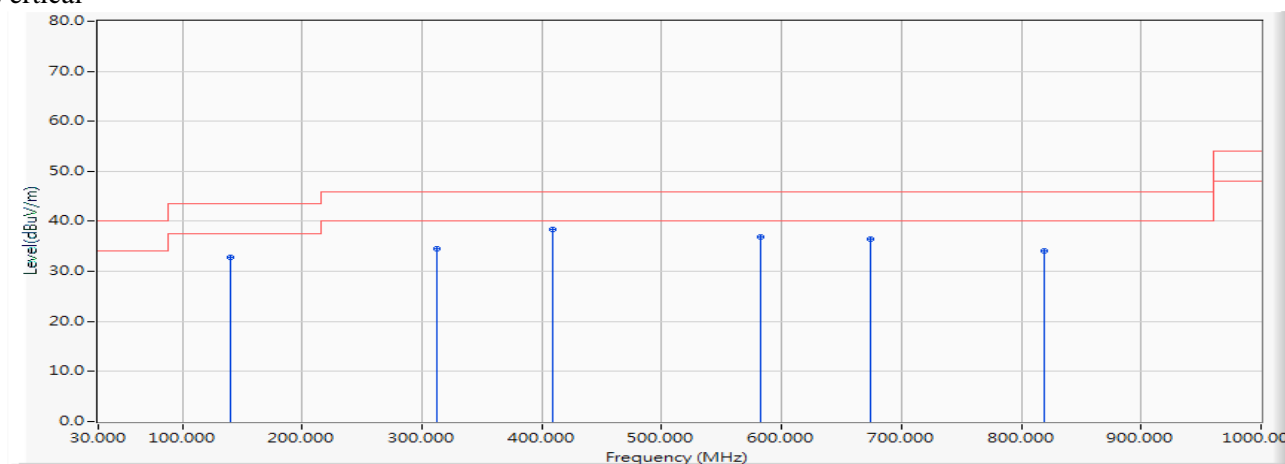
		Frequency (MHz)	Correct Factor (dB)	Reading Level (dBuV)	Measure Level (dBuV/m)	Margin (dB)	Limit (dBuV/m)	Detector Type
2		147.635	-19.308	52.515	33.207	-10.293	43.500	PEAK
3		327.465	-14.042	51.157	37.115	-8.885	46.000	PEAK
4		398.496	-13.604	53.438	39.834	-6.166	46.000	PEAK
5		590.831	-6.970	44.022	37.052	-8.948	46.000	PEAK
6		675.171	-9.429	46.285	36.856	-9.144	46.000	PEAK
7		802.637	-8.881	45.403	36.522	-9.478	46.000	PEAK

## Note:

1. All Readings below 1GHz are Quasi-Peak, above 1GHz are performed with peak and/or average measurements as necessary.
2. Measurement Level = Reading Level + Correct Factor.
3. Correct Factor = Antenna factor + Cable loss – Amplifier gain.
4. The emission levels of other frequencies are very lower than the limit and not show in test report.
5. No emission found between lowest internal used/generated frequency to 30MHz.

Product : Wireless/ Wired X-Ray Flat Panel Detectors  
 Test Item : General Radiated Emission  
 Test Date : 2019/10/04  
 Test Mode : Mode 1 SISO A: Transmit (802.11n-40BW\_15Mbps) (5310MHz)

## Vertical



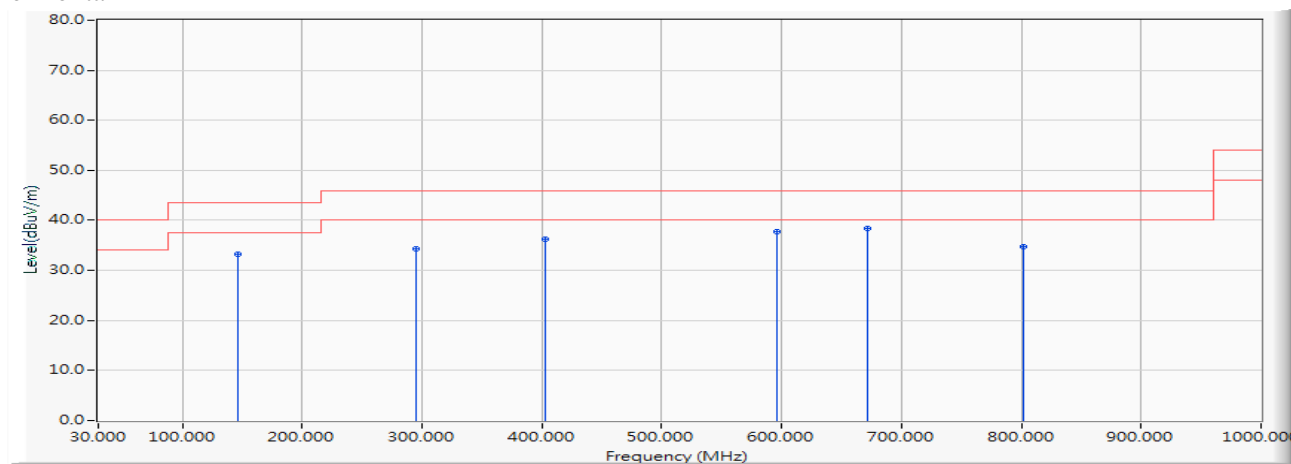
		Frequency (MHz)	Correct Factor (dB)	Reading Level (dBuV)	Measure Level (dBuV/m)	Margin (dB)	Limit (dBuV/m)	Detector Type
1		140.256	-17.675	50.563	32.888	-10.612	43.500	PEAK
2		312.953	-14.288	48.750	34.461	-11.539	46.000	PEAK
3	*	409.456	-13.088	51.527	38.440	-7.560	46.000	PEAK
4		582.253	-7.365	44.286	36.920	-9.080	46.000	PEAK
5		673.929	-9.478	45.943	36.465	-9.535	46.000	PEAK
6		819.532	-8.971	43.167	34.196	-11.804	46.000	PEAK

## Note:

1. All Readings below 1GHz are Quasi-Peak, above 1GHz are performed with peak and/or average measurements as necessary.
2. Measurement Level = Reading Level + Correct Factor.
3. Correct Factor = Antenna factor + Cable loss – Amplifier gain.
4. The emission levels of other frequencies are very lower than the limit and not show in test report.
5. No emission found between lowest internal used/generated frequency to 30MHz.

Product : Wireless/ Wired X-Ray Flat Panel Detectors  
 Test Item : General Radiated Emission  
 Test Date : 2019/10/04  
 Test Mode : Mode 1 SISO A: Transmit (802.11n-40BW\_15Mbps) (5590MHz)

## Horizontal



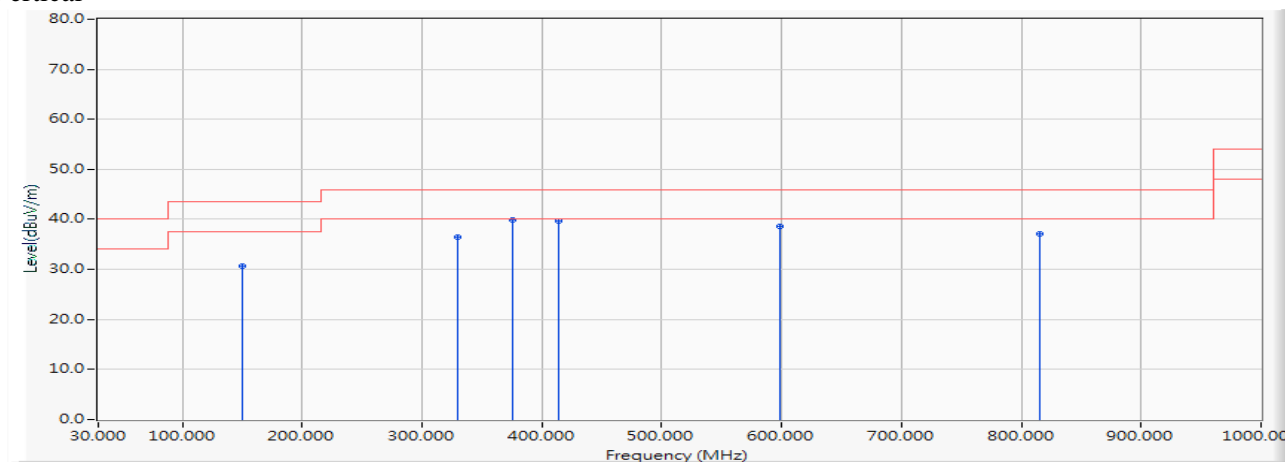
		Frequency (MHz)	Correct Factor (dB)	Reading Level (dBuV)	Measure Level (dBuV/m)	Margin (dB)	Limit (dBuV/m)	Detector Type
1		146.412	-19.035	52.303	33.268	-10.232	43.500	PEAK
2		295.705	-15.735	50.158	34.422	-11.578	46.000	PEAK
3		402.742	-13.545	49.799	36.254	-9.746	46.000	PEAK
4		596.390	-6.718	44.467	37.749	-8.251	46.000	PEAK
5	*	671.132	-9.586	47.988	38.402	-7.598	46.000	PEAK
6		801.718	-8.877	43.532	34.655	-11.345	46.000	PEAK

## Note:

1. All Readings below 1GHz are Quasi-Peak, above 1GHz are performed with peak and/or average measurements as necessary.
2. Measurement Level = Reading Level + Correct Factor.
3. Correct Factor = Antenna factor + Cable loss – Amplifier gain.
4. The emission levels of other frequencies are very lower than the limit and not show in test report.
5. No emission found between lowest internal used/generated frequency to 30MHz.

Product : Wireless/ Wired X-Ray Flat Panel Detectors  
 Test Item : General Radiated Emission  
 Test Date : 2019/10/04  
 Test Mode : Mode 1 SISO A: Transmit (802.11n-40BW\_15Mbps) (5590MHz)

## Vertical



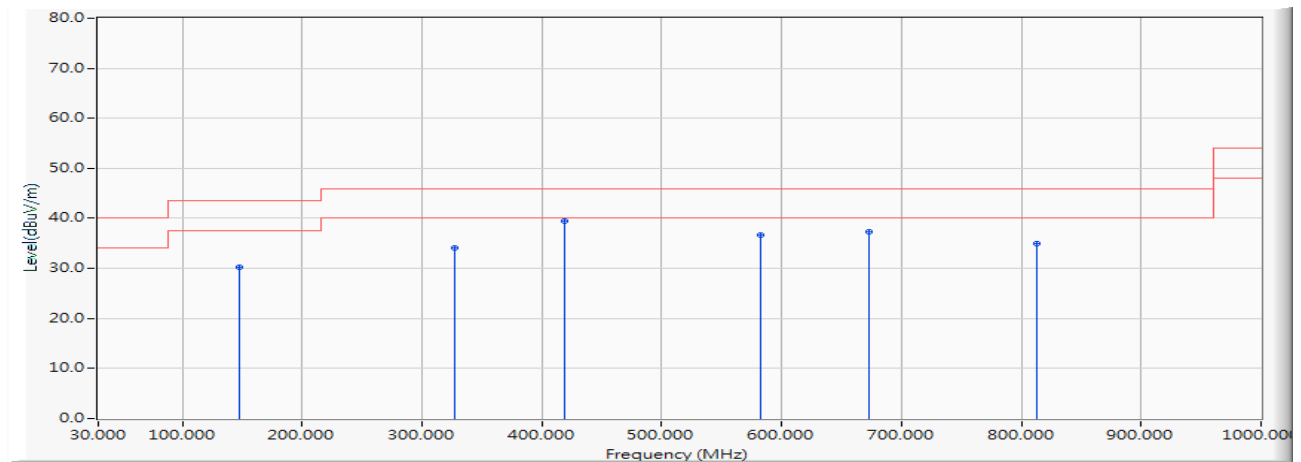
		Frequency (MHz)	Correct Factor (dB)	Reading Level (dBuV)	Measure Level (dBuV/m)	Margin (dB)	Limit (dBuV/m)	Detector Type
1		149.645	-19.744	50.403	30.659	-12.841	43.500	PEAK
2		329.442	-14.037	50.450	36.413	-9.587	46.000	PEAK
3	*	375.848	-12.206	52.061	39.855	-6.145	46.000	PEAK
4		413.665	-12.798	52.454	39.656	-6.344	46.000	PEAK
5		598.416	-6.625	45.233	38.608	-7.392	46.000	PEAK
6		815.383	-8.942	46.087	37.145	-8.855	46.000	PEAK

## Note:

1. All Readings below 1GHz are Quasi-Peak, above 1GHz are performed with peak and/or average measurements as necessary.
2. Measurement Level = Reading Level + Correct Factor.
3. Correct Factor = Antenna factor + Cable loss – Amplifier gain.
4. The emission levels of other frequencies are very lower than the limit and not show in test report.
5. No emission found between lowest internal used/generated frequency to 30MHz.

Product : Wireless/ Wired X-Ray Flat Panel Detectors  
 Test Item : General Radiated Emission  
 Test Date : 2019/10/04  
 Test Mode : Mode 1 SISO A: Transmit (802.11n-40BW\_15Mbps) (5710MHz)

## Horizontal



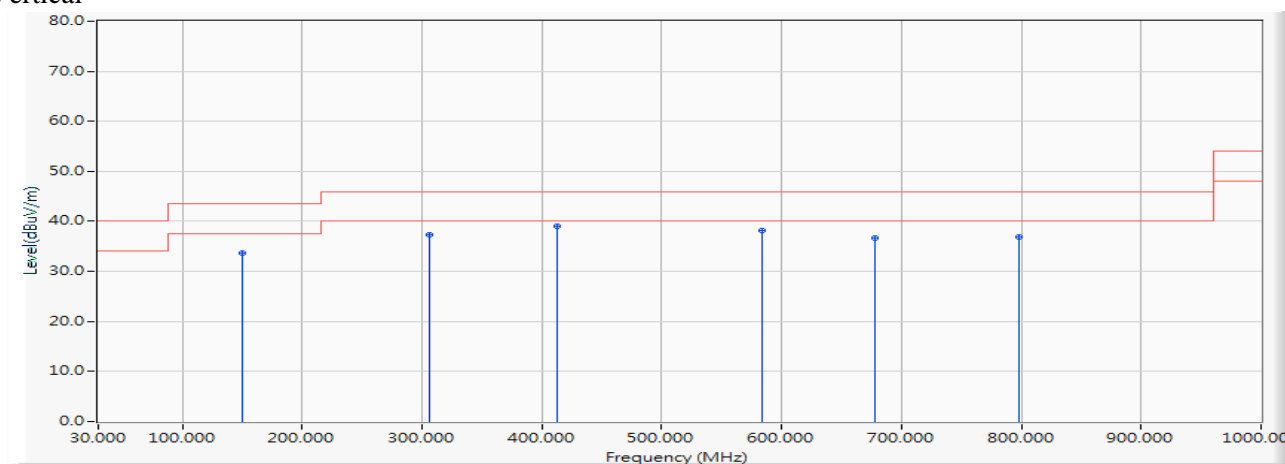
		Frequency (MHz)	Correct Factor (dB)	Reading Level (dBuV)	Measure Level (dBuV/m)	Margin (dB)	Limit (dBuV/m)	Detector Type
1		148.003	-19.389	49.545	30.156	-13.344	43.500	PEAK
2		327.262	-14.041	48.202	34.160	-11.840	46.000	PEAK
3	*	418.764	-12.443	51.828	39.385	-6.615	46.000	PEAK
4		581.973	-7.378	44.088	36.710	-9.290	46.000	PEAK
5		672.956	-9.515	46.889	37.374	-8.626	46.000	PEAK
6		813.334	-8.913	43.924	35.010	-10.990	46.000	PEAK

## Note:

1. All Readings below 1GHz are Quasi-Peak, above 1GHz are performed with peak and/or average measurements as necessary.
2. Measurement Level = Reading Level + Correct Factor.
3. Correct Factor = Antenna factor + Cable loss – Amplifier gain.
4. The emission levels of other frequencies are very lower than the limit and not show in test report.
5. No emission found between lowest internal used/generated frequency to 30MHz.

Product : Wireless/ Wired X-Ray Flat Panel Detectors  
 Test Item : General Radiated Emission  
 Test Date : 2019/10/04  
 Test Mode : Mode 1 SISO A: Transmit (802.11n-40BW\_15Mbps) (5710MHz)

## Vertical



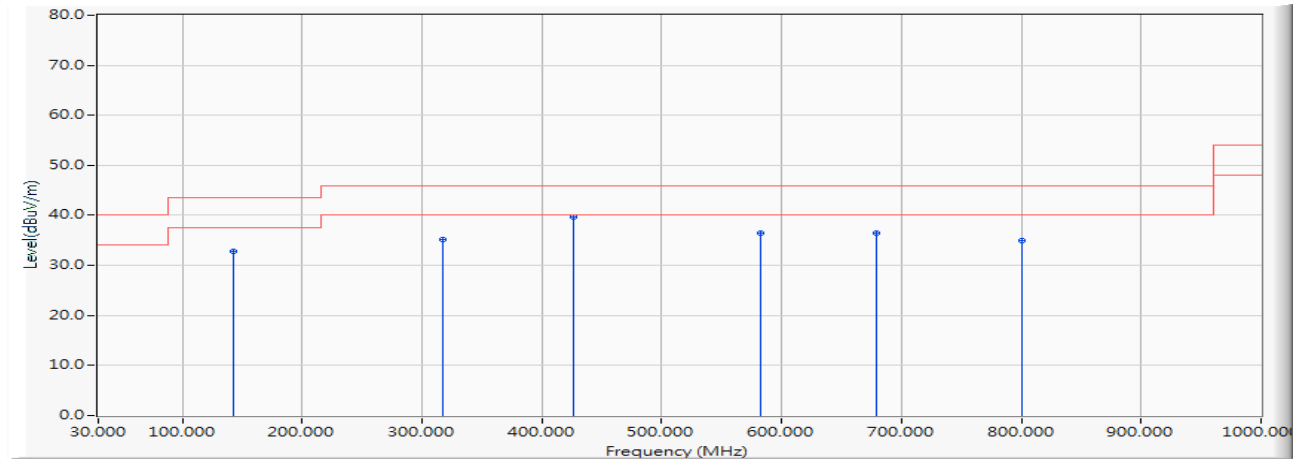
		Frequency (MHz)	Correct Factor (dB)	Reading Level (dBuV)	Measure Level (dBuV/m)	Margin (dB)	Limit (dBuV/m)	Detector Type
1		149.696	-19.754	53.452	33.699	-9.801	43.500	PEAK
2		306.041	-14.527	51.800	37.273	-8.727	46.000	PEAK
3	*	412.828	-12.855	51.896	39.041	-6.959	46.000	PEAK
4		584.301	-7.274	45.413	38.139	-7.861	46.000	PEAK
5		677.947	-9.316	46.093	36.777	-9.223	46.000	PEAK
6		798.476	-8.840	45.780	36.940	-9.060	46.000	PEAK

## Note:

1. All Readings below 1GHz are Quasi-Peak, above 1GHz are performed with peak and/or average measurements as necessary.
2. Measurement Level = Reading Level + Correct Factor.
3. Correct Factor = Antenna factor + Cable loss – Amplifier gain.
4. The emission levels of other frequencies are very lower than the limit and not show in test report.
5. No emission found between lowest internal used/generated frequency to 30MHz.

Product : Wireless/ Wired X-Ray Flat Panel Detectors  
 Test Item : General Radiated Emission  
 Test Date : 2019/10/04  
 Test Mode : Mode 1 SISO A: Transmit (802.11n-40BW\_15Mbps) (5795MHz)

## Horizontal



		Frequency (MHz)	Correct Factor (dB)	Reading Level (dBuV)	Measure Level (dBuV/m)	Margin (dB)	Limit (dBuV/m)	Detector Type
1		142.648	-18.197	51.077	32.880	-10.620	43.500	PEAK
2		317.911	-14.128	49.219	35.091	-10.909	46.000	PEAK
3	*	426.121	-11.571	51.236	39.666	-6.334	46.000	PEAK
4		582.770	-7.343	43.870	36.527	-9.473	46.000	PEAK
5		679.250	-9.261	45.705	36.443	-9.557	46.000	PEAK
6		800.316	-8.870	43.835	34.965	-11.035	46.000	PEAK

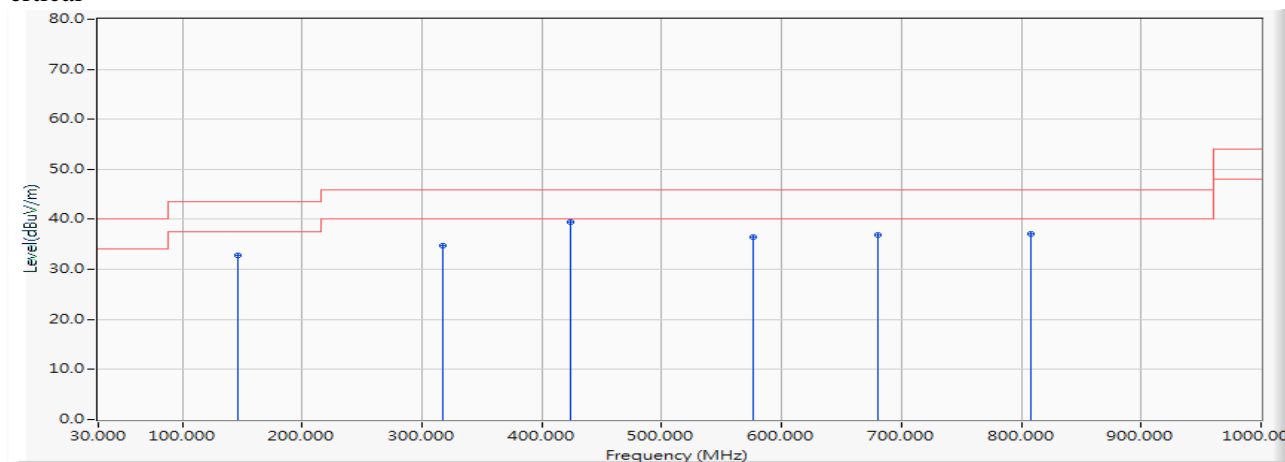
## Note:

1. All Readings below 1GHz are Quasi-Peak, above 1GHz are performed with peak and/or average measurements as necessary.
2. Measurement Level = Reading Level + Correct Factor.
3. Correct Factor = Antenna factor + Cable loss – Amplifier gain.
4. The emission levels of other frequencies are very lower than the limit and not show in test report.
5. No emission found between lowest internal used/generated frequency to 30MHz.



Product : Wireless/ Wired X-Ray Flat Panel Detectors  
 Test Item : General Radiated Emission  
 Test Date : 2019/10/04  
 Test Mode : Mode 1 SISO A: Transmit (802.11n-40BW\_15Mbps) (5795MHz)

## Vertical



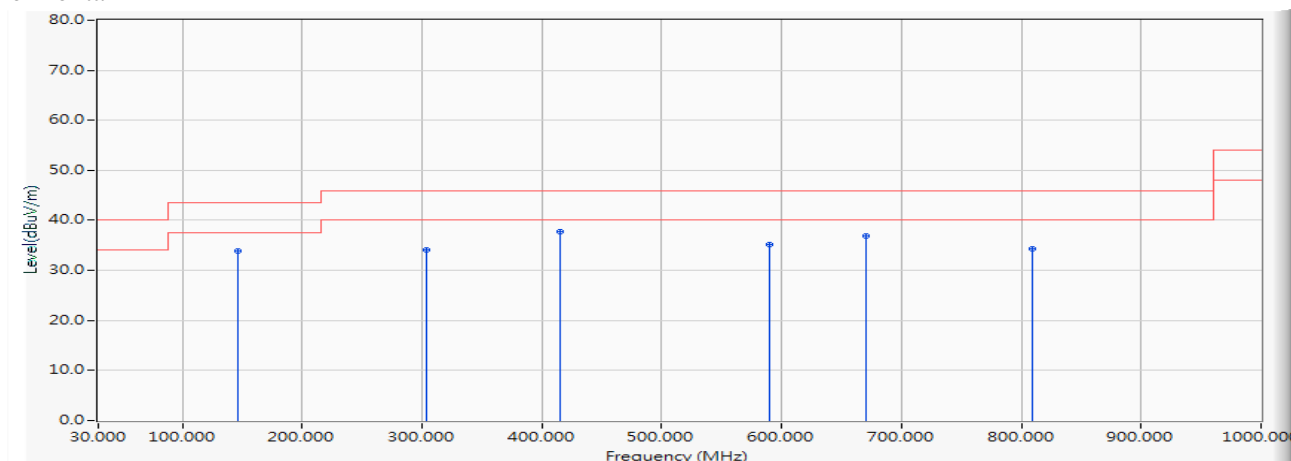
		Frequency (MHz)	Correct Factor (dB)	Reading Level (dBuV)	Measure Level (dBuV/m)	Margin (dB)	Limit (dBuV/m)	Detector Type
1		147.028	-19.172	52.036	32.864	-10.636	43.500	PEAK
2		316.834	-14.161	48.948	34.787	-11.213	46.000	PEAK
3	*	423.575	-11.899	51.463	39.564	-6.436	46.000	PEAK
4		576.036	-8.072	44.569	36.497	-9.503	46.000	PEAK
5		679.977	-9.234	46.176	36.942	-9.058	46.000	PEAK
6		807.992	-8.887	46.049	37.161	-8.839	46.000	PEAK

## Note:

1. All Readings below 1GHz are Quasi-Peak, above 1GHz are performed with peak and/or average measurements as necessary.
2. Measurement Level = Reading Level + Correct Factor.
3. Correct Factor = Antenna factor + Cable loss – Amplifier gain.
4. The emission levels of other frequencies are very lower than the limit and not show in test report.
5. No emission found between lowest internal used/generated frequency to 30MHz.

Product : Wireless/ Wired X-Ray Flat Panel Detectors  
 Test Item : General Radiated Emission  
 Test Date : 2019/10/04  
 Test Mode : Mode 1 SISO A: Transmit (802.11ac-80BW\_32.5Mbps)(5210MHz)

## Horizontal



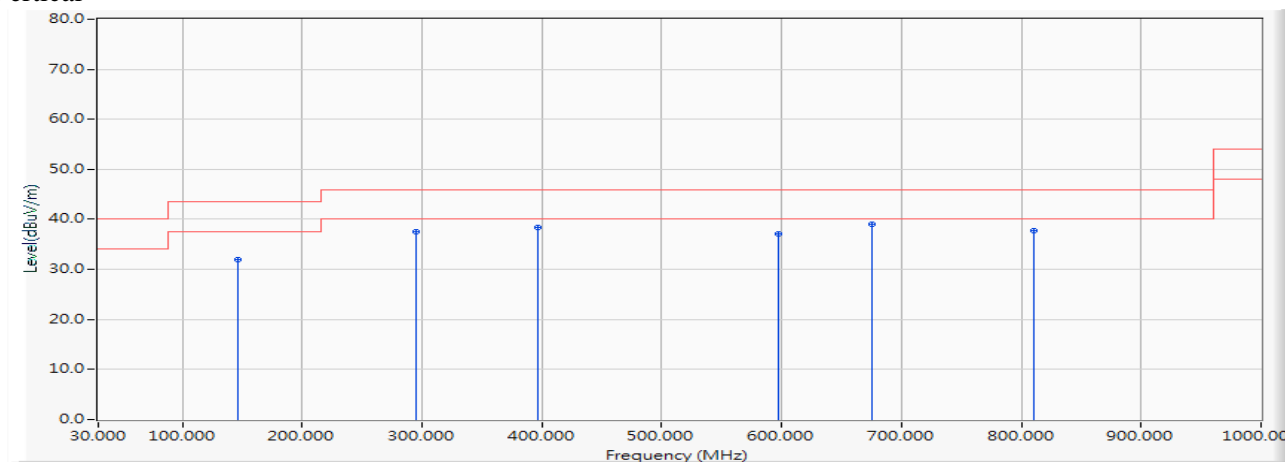
		Frequency (MHz)	Correct Factor (dB)	Reading Level (dBuV)	Measure Level (dBuV/m)	Margin (dB)	Limit (dBuV/m)	Detector Type
1		146.141	-18.974	52.902	33.928	-9.572	43.500	PEAK
2		304.103	-14.590	48.666	34.076	-11.924	46.000	PEAK
3	*	415.613	-12.663	50.329	37.665	-8.335	46.000	PEAK
4		589.962	-7.010	42.209	35.199	-10.801	46.000	PEAK
5		670.670	-9.604	46.494	36.890	-9.110	46.000	PEAK
6		809.366	-8.883	43.273	34.390	-11.610	46.000	PEAK

## Note:

1. All Readings below 1GHz are Quasi-Peak, above 1GHz are performed with peak and/or average measurements as necessary.
2. Measurement Level = Reading Level + Correct Factor.
3. Correct Factor = Antenna factor + Cable loss – Amplifier gain.
4. The emission levels of other frequencies are very lower than the limit and not show in test report.
5. No emission found between lowest internal used/generated frequency to 30MHz.

Product : Wireless/ Wired X-Ray Flat Panel Detectors  
 Test Item : General Radiated Emission  
 Test Date : 2019/10/04  
 Test Mode : Mode 1 SISO A: Transmit (802.11ac-80BW\_32.5Mbps)(5210MHz)

## Vertical



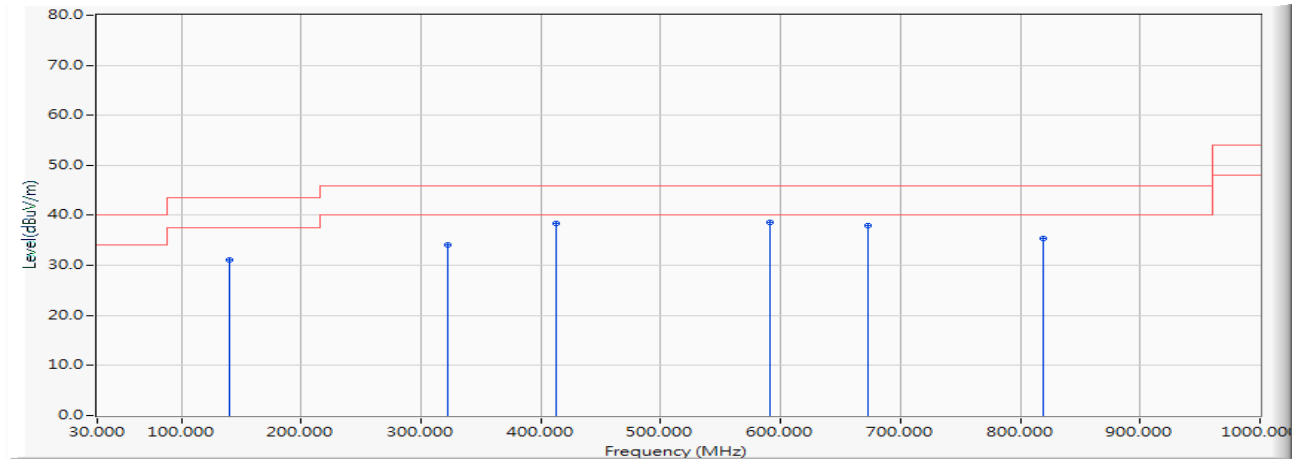
		Frequency (MHz)	Correct Factor (dB)	Reading Level (dBuV)	Measure Level (dBuV/m)	Margin (dB)	Limit (dBuV/m)	Detector Type
1		146.515	-19.058	50.972	31.914	-11.586	43.500	PEAK
2		295.032	-15.894	53.518	37.625	-8.375	46.000	PEAK
3		396.455	-13.434	51.831	38.397	-7.603	46.000	PEAK
4		597.667	-6.660	43.855	37.195	-8.805	46.000	PEAK
5	*	675.021	-9.435	48.535	39.100	-6.900	46.000	PEAK
6		810.080	-8.882	46.648	37.766	-8.234	46.000	PEAK

## Note:

1. All Readings below 1GHz are Quasi-Peak, above 1GHz are performed with peak and/or average measurements as necessary.
2. Measurement Level = Reading Level + Correct Factor.
3. Correct Factor = Antenna factor + Cable loss – Amplifier gain.
4. The emission levels of other frequencies are very lower than the limit and not show in test report.
5. No emission found between lowest internal used/generated frequency to 30MHz.

Product : Wireless/ Wired X-Ray Flat Panel Detectors  
 Test Item : General Radiated Emission  
 Test Date : 2019/10/04  
 Test Mode : Mode 1 SISO A: Transmit (802.11ac-80BW\_32.5Mbps)(5290MHz)

## Horizontal



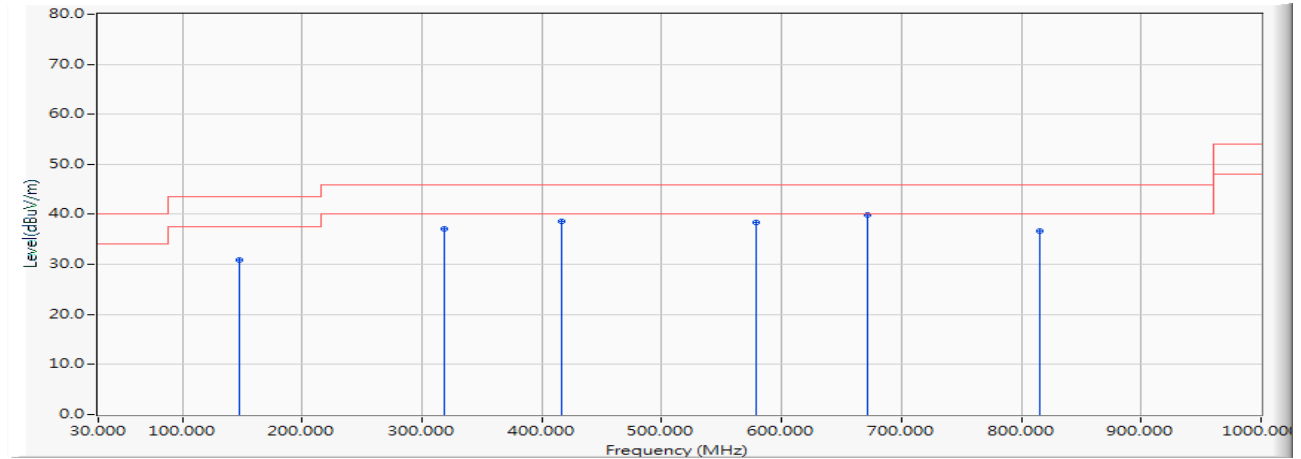
		Frequency (MHz)	Correct Factor (dB)	Reading Level (dBuV)	Measure Level (dBuV/m)	Margin (dB)	Limit (dBuV/m)	Detector Type
1		140.135	-17.651	48.754	31.103	-12.397	43.500	PEAK
2		321.848	-14.058	48.091	34.033	-11.967	46.000	PEAK
3		412.998	-12.843	51.212	38.369	-7.631	46.000	PEAK
4	*	591.354	-6.947	45.559	38.612	-7.388	46.000	PEAK
5		672.614	-9.527	47.507	37.979	-8.021	46.000	PEAK
6		819.172	-8.968	44.285	35.317	-10.683	46.000	PEAK

## Note:

1. All Readings below 1GHz are Quasi-Peak, above 1GHz are performed with peak and/or average measurements as necessary.
2. Measurement Level = Reading Level + Correct Factor.
3. Correct Factor = Antenna factor + Cable loss – Amplifier gain.
4. The emission levels of other frequencies are very lower than the limit and not show in test report.
5. No emission found between lowest internal used/generated frequency to 30MHz.

Product : Wireless/ Wired X-Ray Flat Panel Detectors  
 Test Item : General Radiated Emission  
 Test Date : 2019/10/04  
 Test Mode : Mode 1 SISO A: Transmit (802.11ac-80BW\_32.5Mbps)(5290MHz)

## Vertical



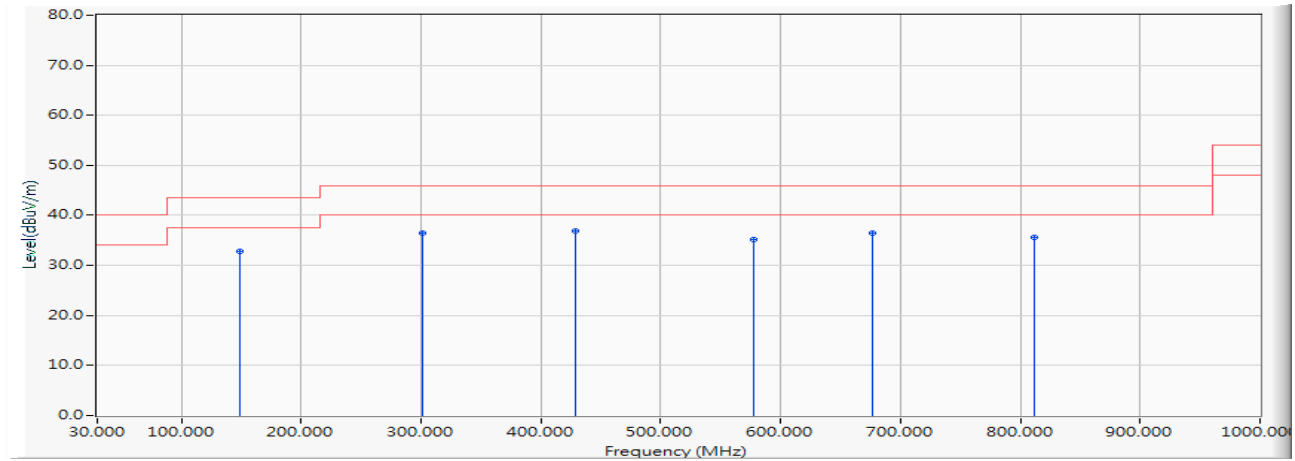
		Frequency (MHz)	Correct Factor (dB)	Reading Level (dBuV)	Measure Level (dBuV/m)	Margin (dB)	Limit (dBuV/m)	Detector Type
1		148.211	-19.436	50.382	30.947	-12.553	43.500	PEAK
2		318.075	-14.122	51.300	37.178	-8.822	46.000	PEAK
3		416.252	-12.619	51.264	38.644	-7.356	46.000	PEAK
4		578.307	-7.725	46.219	38.494	-7.506	46.000	PEAK
5	*	671.377	-9.577	49.517	39.940	-6.060	46.000	PEAK
6		814.901	-8.936	45.654	36.718	-9.282	46.000	PEAK

## Note:

1. All Readings below 1GHz are Quasi-Peak, above 1GHz are performed with peak and/or average measurements as necessary.
2. Measurement Level = Reading Level + Correct Factor.
3. Correct Factor = Antenna factor + Cable loss – Amplifier gain.
4. The emission levels of other frequencies are very lower than the limit and not show in test report.
5. No emission found between lowest internal used/generated frequency to 30MHz.

Product : Wireless/ Wired X-Ray Flat Panel Detectors  
 Test Item : General Radiated Emission  
 Test Date : 2019/10/04  
 Test Mode : Mode 1 SISO A: Transmit (802.11ac-80BW\_32.5Mbps)(5530MHz)

## Horizontal



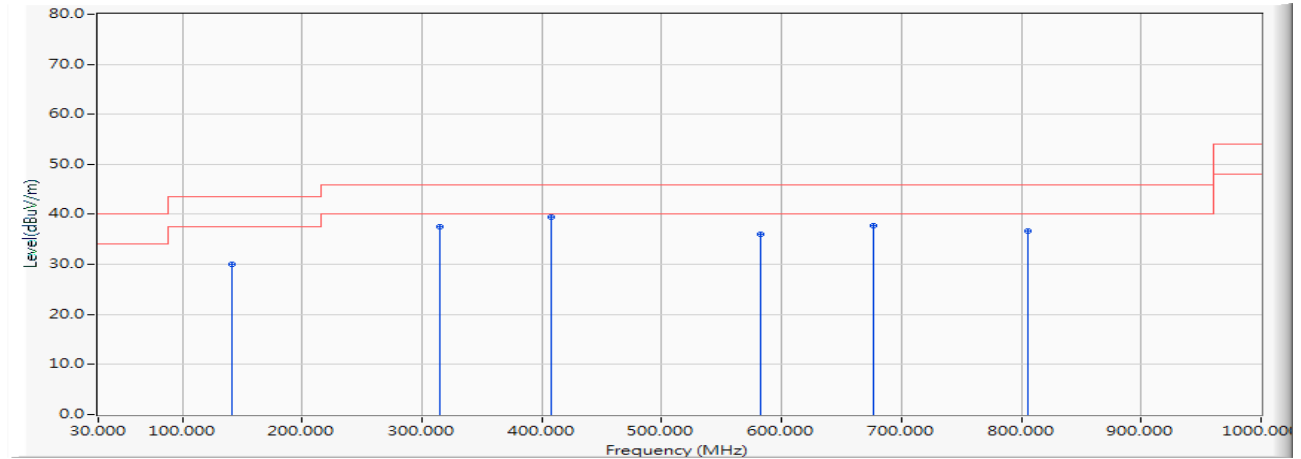
		Frequency (MHz)	Correct Factor (dB)	Reading Level (dBuV)	Measure Level (dBuV/m)	Margin (dB)	Limit (dBuV/m)	Detector Type
1		149.383	-19.696	52.512	32.817	-10.683	43.500	PEAK
2		301.344	-14.677	51.041	36.364	-9.636	46.000	PEAK
3	*	429.068	-11.182	48.038	36.857	-9.143	46.000	PEAK
4		577.544	-7.841	43.046	35.204	-10.796	46.000	PEAK
5		677.251	-9.344	45.740	36.396	-9.604	46.000	PEAK
6		812.088	-8.897	44.533	35.636	-10.364	46.000	PEAK

## Note:

1. All Readings below 1GHz are Quasi-Peak, above 1GHz are performed with peak and/or average measurements as necessary.
2. Measurement Level = Reading Level + Correct Factor.
3. Correct Factor = Antenna factor + Cable loss – Amplifier gain.
4. The emission levels of other frequencies are very lower than the limit and not show in test report.
5. No emission found between lowest internal used/generated frequency to 30MHz.

Product : Wireless/ Wired X-Ray Flat Panel Detectors  
 Test Item : General Radiated Emission  
 Test Date : 2019/10/04  
 Test Mode : Mode 1 SISO A: Transmit (802.11ac-80BW\_32.5Mbps)(5530MHz)

## Vertical



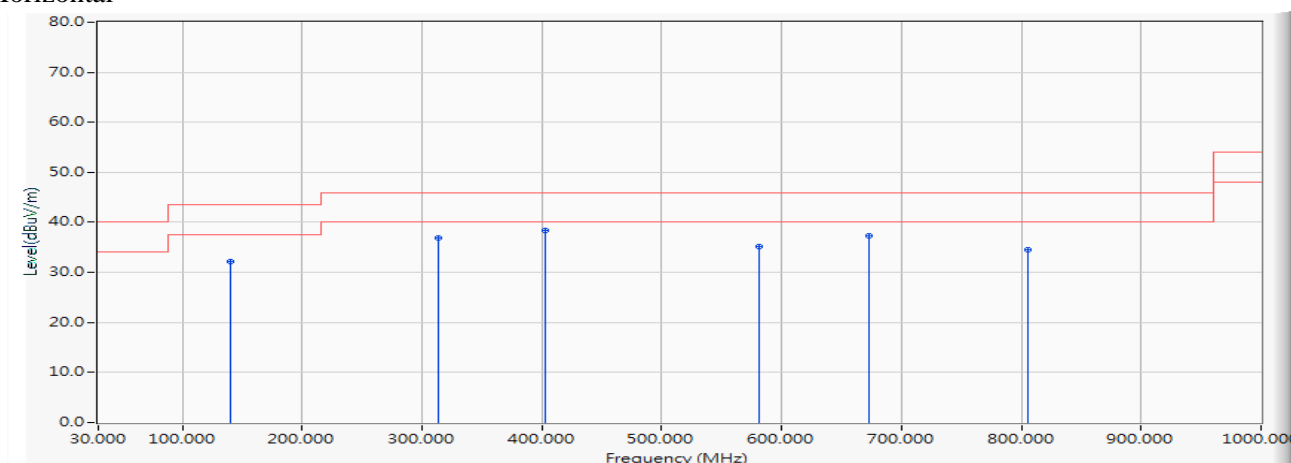
		Frequency (MHz)	Correct Factor (dB)	Reading Level (dBuV)	Measure Level (dBuV/m)	Margin (dB)	Limit (dBuV/m)	Detector Type
1		141.249	-17.887	47.996	30.110	-13.390	43.500	PEAK
2		315.181	-14.213	51.828	37.615	-8.385	46.000	PEAK
3	*	407.482	-13.224	52.793	39.570	-6.430	46.000	PEAK
4		582.519	-7.354	43.433	36.079	-9.921	46.000	PEAK
5		676.981	-9.355	47.079	37.724	-8.276	46.000	PEAK
6		805.435	-8.893	45.521	36.628	-9.372	46.000	PEAK

## Note:

1. All Readings below 1GHz are Quasi-Peak, above 1GHz are performed with peak and/or average measurements as necessary.
2. Measurement Level = Reading Level + Correct Factor.
3. Correct Factor = Antenna factor + Cable loss – Amplifier gain.
4. The emission levels of other frequencies are very lower than the limit and not show in test report.
5. No emission found between lowest internal used/generated frequency to 30MHz.

Product : Wireless/ Wired X-Ray Flat Panel Detectors  
 Test Item : General Radiated Emission  
 Test Date : 2019/10/04  
 Test Mode : Mode 1 SISO A: Transmit (802.11ac-80BW\_32.5Mbps)(5775MHz)

## Horizontal



		Frequency (MHz)	Correct Factor (dB)	Reading Level (dBuV)	Measure Level (dBuV/m)	Margin (dB)	Limit (dBuV/m)	Detector Type
1		140.450	-17.712	49.800	32.087	-11.413	43.500	PEAK
2		313.114	-14.283	51.234	36.951	-9.049	46.000	PEAK
3	*	402.521	-13.560	51.871	38.311	-7.689	46.000	PEAK
4		581.640	-7.393	42.653	35.260	-10.740	46.000	PEAK
5		673.298	-9.502	46.759	37.257	-8.743	46.000	PEAK
6		805.859	-8.894	43.370	34.476	-11.524	46.000	PEAK

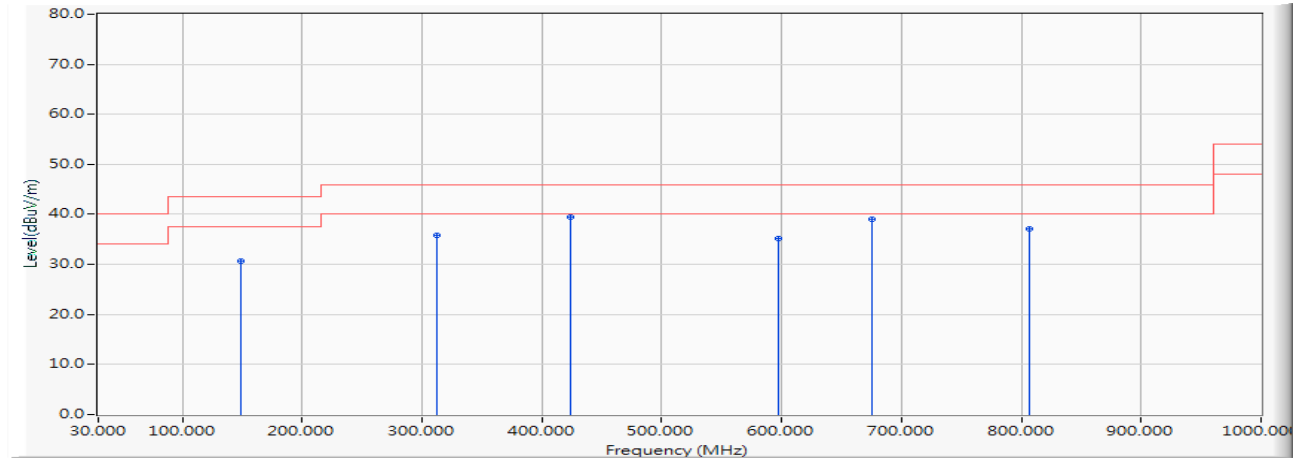
## Note:

1. All Readings below 1GHz are Quasi-Peak, above 1GHz are performed with peak and/or average measurements as necessary.
2. Measurement Level = Reading Level + Correct Factor.
3. Correct Factor = Antenna factor + Cable loss – Amplifier gain.
4. The emission levels of other frequencies are very lower than the limit and not show in test report.
5. No emission found between lowest internal used/generated frequency to 30MHz.



Product : Wireless/ Wired X-Ray Flat Panel Detectors  
 Test Item : General Radiated Emission  
 Test Date : 2019/10/04  
 Test Mode : Mode 1 SISO A: Transmit (802.11ac-80BW\_32.5Mbps)(5775MHz)

## Vertical



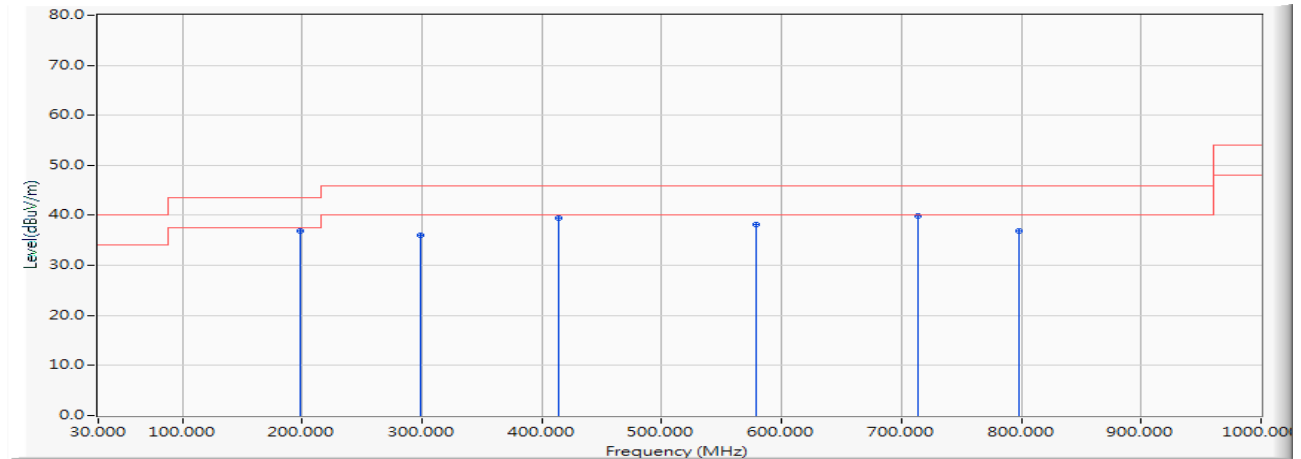
		Frequency (MHz)	Correct Factor (dB)	Reading Level (dBuV)	Measure Level (dBuV/m)	Margin (dB)	Limit (dBuV/m)	Detector Type
1		149.413	-19.701	50.368	30.667	-12.833	43.500	PEAK
2		312.577	-14.302	50.209	35.907	-10.093	46.000	PEAK
3	*	423.705	-11.882	51.309	39.426	-6.574	46.000	PEAK
4		597.542	-6.666	41.841	35.175	-10.825	46.000	PEAK
5		675.395	-9.420	48.483	39.063	-6.937	46.000	PEAK
6		806.208	-8.893	45.915	37.022	-8.978	46.000	PEAK

## Note:

1. All Readings below 1GHz are Quasi-Peak, above 1GHz are performed with peak and/or average measurements as necessary.
2. Measurement Level = Reading Level + Correct Factor.
3. Correct Factor = Antenna factor + Cable loss – Amplifier gain.
4. The emission levels of other frequencies are very lower than the limit and not show in test report.
5. No emission found between lowest internal used/generated frequency to 30MHz.

Product : Wireless/ Wired X-Ray Flat Panel Detectors  
 Test Item : General Radiated Emission  
 Test Date : 2019/10/03  
 Test Mode : Mode 2 SISO B: Transmit (802.11a\_6Mbps)(5200MHz)

## Horizontal



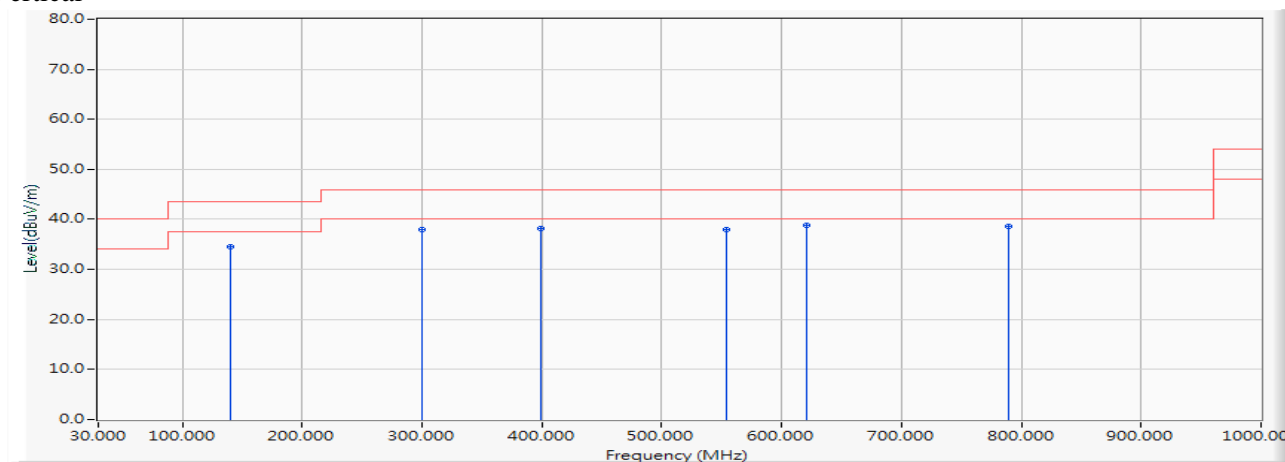
		Frequency (MHz)	Correct Factor (dB)	Reading Level (dBuV)	Measure Level (dBuV/m)	Margin (dB)	Limit (dBuV/m)	Detector Type
1		198.696	-18.197	55.169	36.971	-6.529	43.500	QUASIPeAK
2		298.507	-15.074	51.016	35.942	-10.058	46.000	QUASIPeAK
3		413.746	-12.793	52.197	39.405	-6.595	46.000	QUASIPeAK
4		578.261	-7.732	45.806	38.074	-7.926	46.000	QUASIPeAK
5	*	713.217	-8.970	48.912	39.942	-6.058	46.000	QUASIPeAK
6		797.565	-8.821	45.812	36.990	-9.010	46.000	QUASIPeAK

## Note:

1. All Readings below 1GHz are Quasi-Peak, above 1GHz are performed with peak and/or average measurements as necessary.
2. Measurement Level = Reading Level + Correct Factor.
3. Correct Factor = Antenna factor + Cable loss – Amplifier gain.
4. The emission levels of other frequencies are very lower than the limit and not show in test report.
5. No emission found between lowest internal used/generated frequency to 30MHz.

Product : Wireless/ Wired X-Ray Flat Panel Detectors  
 Test Item : General Radiated Emission  
 Test Date : 2019/10/03  
 Test Mode : Mode 2 SISO B: Transmit (802.11a\_6Mbps)(5200MHz)

## Vertical



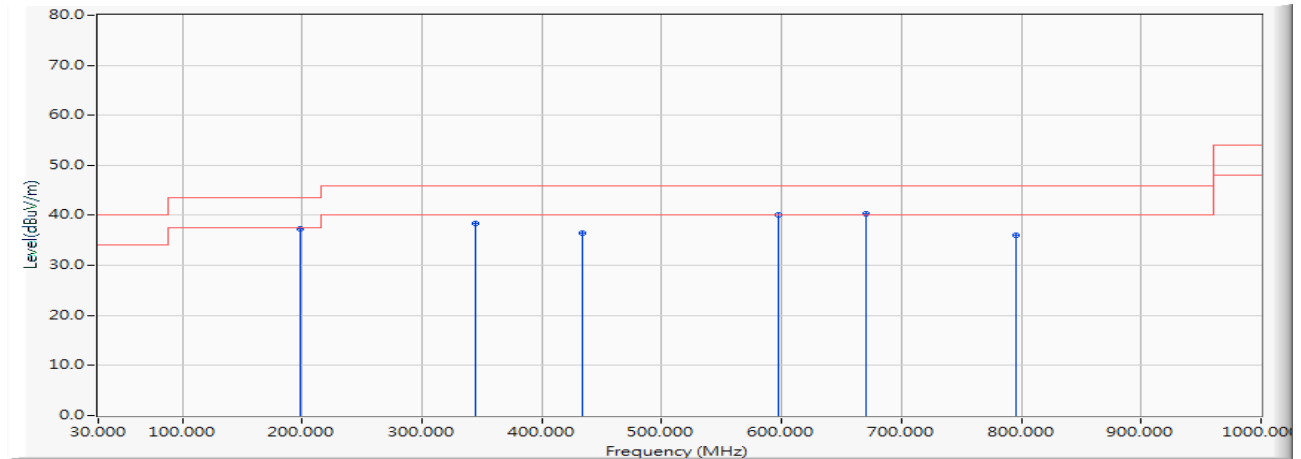
		Frequency (MHz)	Correct Factor (dB)	Reading Level (dBuV)	Measure Level (dBuV/m)	Margin (dB)	Limit (dBuV/m)	Detector Type
1		139.652	-17.556	52.149	34.593	-8.907	43.500	QUASIPeAK
2		299.913	-14.773	52.746	37.972	-8.028	46.000	QUASIPeAK
3		399.725	-13.696	51.903	38.207	-7.793	46.000	QUASIPeAK
4		554.362	-10.755	48.681	37.926	-8.074	46.000	QUASIPeAK
5	*	620.435	-8.051	46.812	38.761	-7.239	46.000	QUASIPeAK
6		789.130	-8.673	47.193	38.520	-7.480	46.000	QUASIPeAK

## Note:

1. All Readings below 1GHz are Quasi-Peak, above 1GHz are performed with peak and/or average measurements as necessary.
2. Measurement Level = Reading Level + Correct Factor.
3. Correct Factor = Antenna factor + Cable loss – Amplifier gain.
4. The emission levels of other frequencies are very lower than the limit and not show in test report.
5. No emission found between lowest internal used/generated frequency to 30MHz.

Product : Wireless/ Wired X-Ray Flat Panel Detectors  
 Test Item : General Radiated Emission  
 Test Date : 2019/10/03  
 Test Mode : Mode 2 SISO B: Transmit (802.11a\_6Mbps)(5280MHz)

## Horizontal



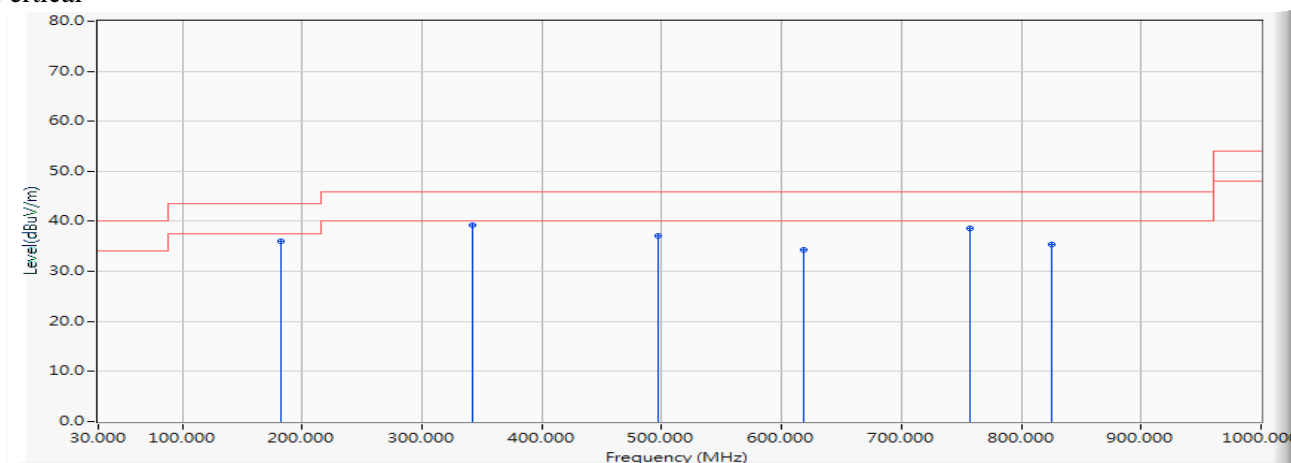
		Frequency (MHz)	Correct Factor (dB)	Reading Level (dBuV)	Measure Level (dBuV/m)	Margin (dB)	Limit (dBuV/m)	Detector Type
1		198.696	-18.197	55.493	37.295	-6.205	43.500	QUASIPeAK
2		344.899	-13.663	52.136	38.473	-7.527	46.000	QUASIPeAK
3		433.464	-10.622	47.102	36.480	-9.520	46.000	QUASIPeAK
4		597.942	-6.648	46.829	40.182	-5.818	46.000	QUASIPeAK
5	*	671.043	-9.590	49.824	40.234	-5.766	46.000	QUASIPeAK
6		796.159	-8.795	44.763	35.968	-10.032	46.000	QUASIPeAK

## Note:

1. All Readings below 1GHz are Quasi-Peak, above 1GHz are performed with peak and/or average measurements as necessary.
2. Measurement Level = Reading Level + Correct Factor.
3. Correct Factor = Antenna factor + Cable loss – Amplifier gain.
4. The emission levels of other frequencies are very lower than the limit and not show in test report.
5. No emission found between lowest internal used/generated frequency to 30MHz.

Product : Wireless/ Wired X-Ray Flat Panel Detectors  
 Test Item : General Radiated Emission  
 Test Date : 2019/10/03  
 Test Mode : Mode 2 SISO B: Transmit (802.11a\_6Mbps)(5280MHz)

## Vertical



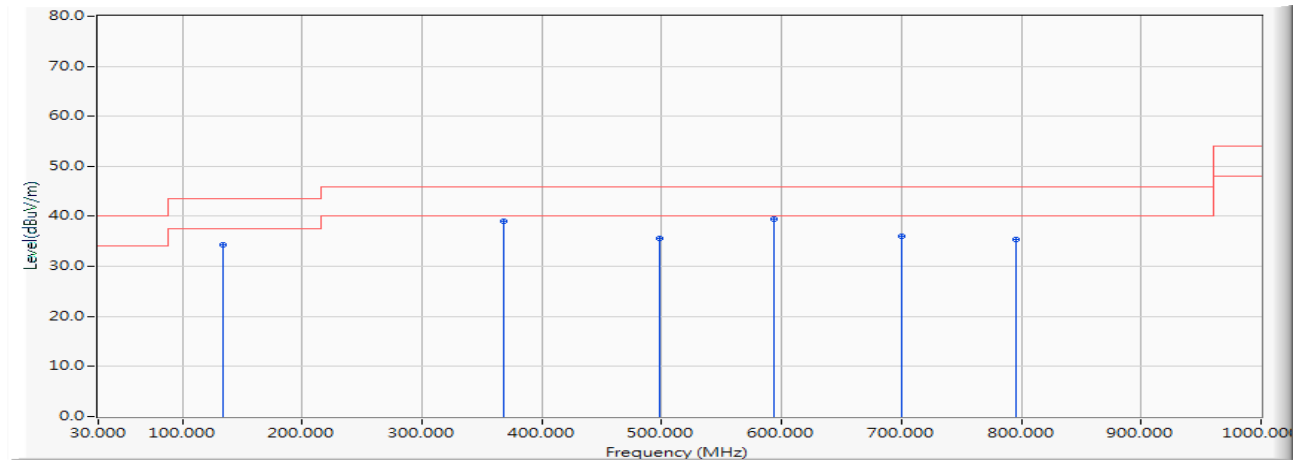
		Frequency (MHz)	Correct Factor (dB)	Reading Level (dBuV)	Measure Level (dBuV/m)	Margin (dB)	Limit (dBuV/m)	Detector Type
1		181.826	-19.183	55.193	36.010	-7.490	43.500	QUASIPeAK
2	*	342.087	-13.857	53.163	39.306	-6.694	46.000	QUASIPeAK
3		496.725	-11.091	48.163	37.072	-8.928	46.000	QUASIPeAK
4		619.029	-7.961	42.336	34.375	-11.625	46.000	QUASIPeAK
5		756.797	-7.321	45.881	38.559	-7.441	46.000	QUASIPeAK
6		825.681	-8.779	44.163	35.384	-10.616	46.000	QUASIPeAK

## Note:

1. All Readings below 1GHz are Quasi-Peak, above 1GHz are performed with peak and/or average measurements as necessary.
2. Measurement Level = Reading Level + Correct Factor.
3. Correct Factor = Antenna factor + Cable loss – Amplifier gain.
4. The emission levels of other frequencies are very lower than the limit and not show in test report.
5. No emission found between lowest internal used/generated frequency to 30MHz.

Product : Wireless/ Wired X-Ray Flat Panel Detectors  
 Test Item : General Radiated Emission  
 Test Date : 2019/10/03  
 Test Mode : Mode 2 SISO B: Transmit (802.11a\_6Mbps)(5600MHz)

## Horizontal



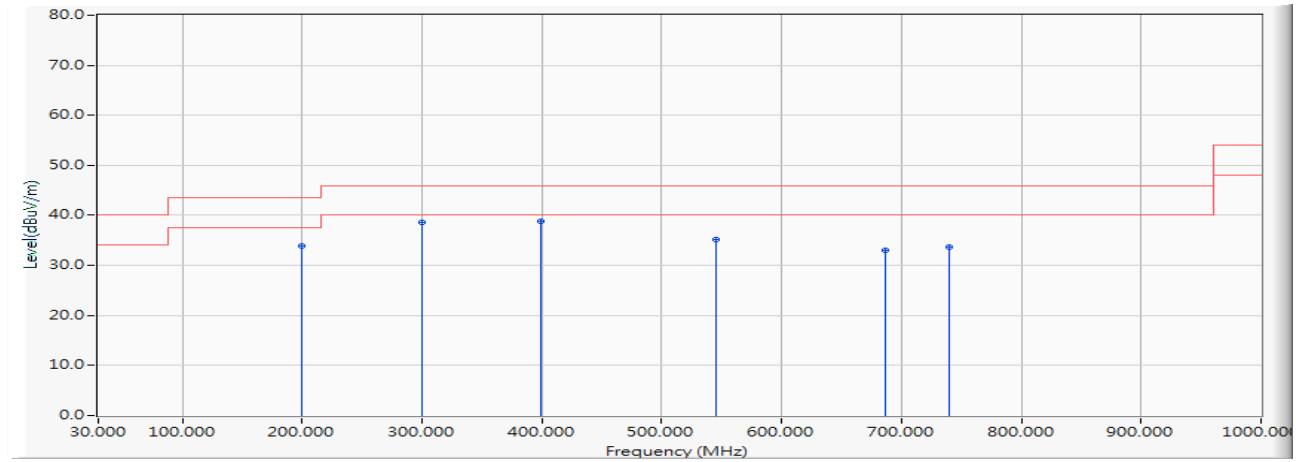
		Frequency (MHz)	Correct Factor (dB)	Reading Level (dBuV)	Measure Level (dBuV/m)	Margin (dB)	Limit (dBuV/m)	Detector Type
1		134.029	-16.681	51.049	34.368	-9.132	43.500	QUASIPeAK
2		368.797	-12.446	51.493	39.046	-6.954	46.000	QUASIPeAK
3		498.130	-10.992	46.521	35.529	-10.471	46.000	QUASIPeAK
4	*	593.725	-6.840	46.198	39.358	-6.642	46.000	QUASIPeAK
5		700.565	-9.112	45.198	36.086	-9.914	46.000	QUASIPeAK
6		796.159	-8.795	44.097	35.302	-10.698	46.000	QUASIPeAK

## Note:

1. All Readings below 1GHz are Quasi-Peak, above 1GHz are performed with peak and/or average measurements as necessary.
2. Measurement Level = Reading Level + Correct Factor.
3. Correct Factor = Antenna factor + Cable loss – Amplifier gain.
4. The emission levels of other frequencies are very lower than the limit and not show in test report.
5. No emission found between lowest internal used/generated frequency to 30MHz.

Product : Wireless/ Wired X-Ray Flat Panel Detectors  
 Test Item : General Radiated Emission  
 Test Date : 2019/10/03  
 Test Mode : Mode 2 SISO B: Transmit (802.11a\_6Mbps)(5600MHz)

## Vertical



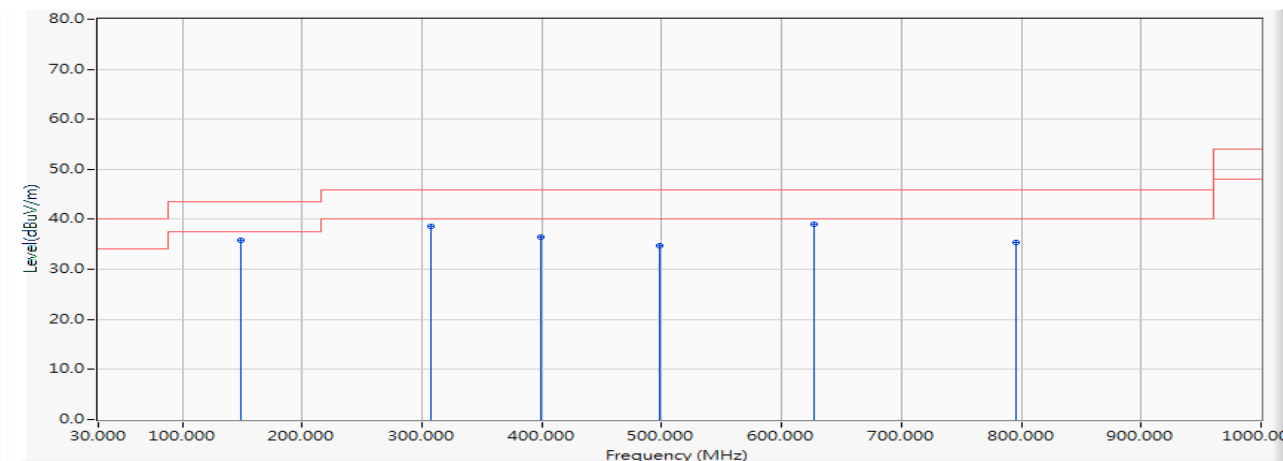
		Frequency (MHz)	Correct Factor (dB)	Reading Level (dBuV)	Measure Level (dBuV/m)	Margin (dB)	Limit (dBuV/m)	Detector Type
1		200.101	-18.131	52.016	33.885	-9.615	43.500	QUASIPeAK
2		299.913	-14.773	53.487	38.713	-7.287	46.000	QUASIPeAK
3	*	399.725	-13.696	52.496	38.800	-7.200	46.000	QUASIPeAK
4		545.928	-11.130	46.233	35.103	-10.897	46.000	QUASIPeAK
5		686.507	-9.214	42.163	32.949	-13.051	46.000	QUASIPeAK
6		739.928	-5.486	39.163	33.678	-12.322	46.000	QUASIPeAK

## Note:

1. All Readings below 1GHz are Quasi-Peak, above 1GHz are performed with peak and/or average measurements as necessary.
2. Measurement Level = Reading Level + Correct Factor.
3. Correct Factor = Antenna factor + Cable loss – Amplifier gain.
4. The emission levels of other frequencies are very lower than the limit and not show in test report.
5. No emission found between lowest internal used/generated frequency to 30MHz.

Product : Wireless/ Wired X-Ray Flat Panel Detectors  
 Test Item : General Radiated Emission  
 Test Date : 2019/10/03  
 Test Mode : Mode 2 SISO B: Transmit (802.11a\_6Mbps)(5785MHz)

## Horizontal



		Frequency (MHz)	Correct Factor (dB)	Reading Level (dBuV)	Measure Level (dBuV/m)	Margin (dB)	Limit (dBuV/m)	Detector Type
1		149.493	-19.716	55.493	35.777	-7.723	43.500	QUASIPeAK
2		306.942	-14.497	53.197	38.701	-7.299	46.000	QUASIPeAK
3		399.725	-13.696	50.133	36.437	-9.563	46.000	QUASIPeAK
4		498.130	-10.992	45.744	34.752	-11.248	46.000	QUASIPeAK
5	*	627.464	-8.333	47.326	38.993	-7.007	46.000	QUASIPeAK
6		796.159	-8.795	44.238	35.443	-10.557	46.000	QUASIPeAK

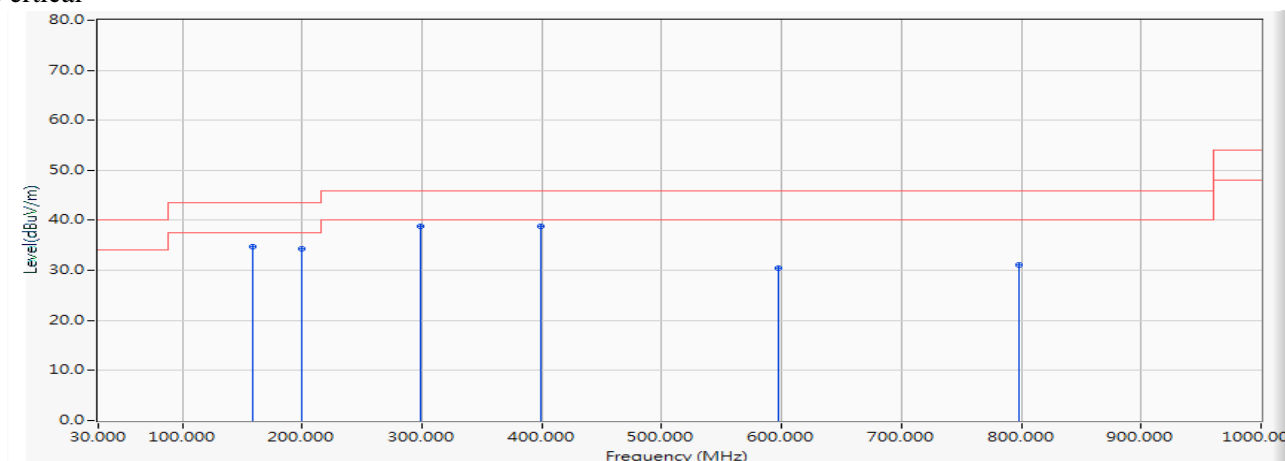
## Note:

1. All Readings below 1GHz are Quasi-Peak, above 1GHz are performed with peak and/or average measurements as necessary.
2. Measurement Level = Reading Level + Correct Factor.
3. Correct Factor = Antenna factor + Cable loss – Amplifier gain.
4. The emission levels of other frequencies are very lower than the limit and not show in test report.
5. No emission found between lowest internal used/generated frequency to 30MHz.



Product : Wireless/ Wired X-Ray Flat Panel Detectors  
 Test Item : General Radiated Emission  
 Test Date : 2019/10/03  
 Test Mode : Mode 2 SISO B: Transmit (802.11a\_6Mbps)(5785MHz)

## Vertical



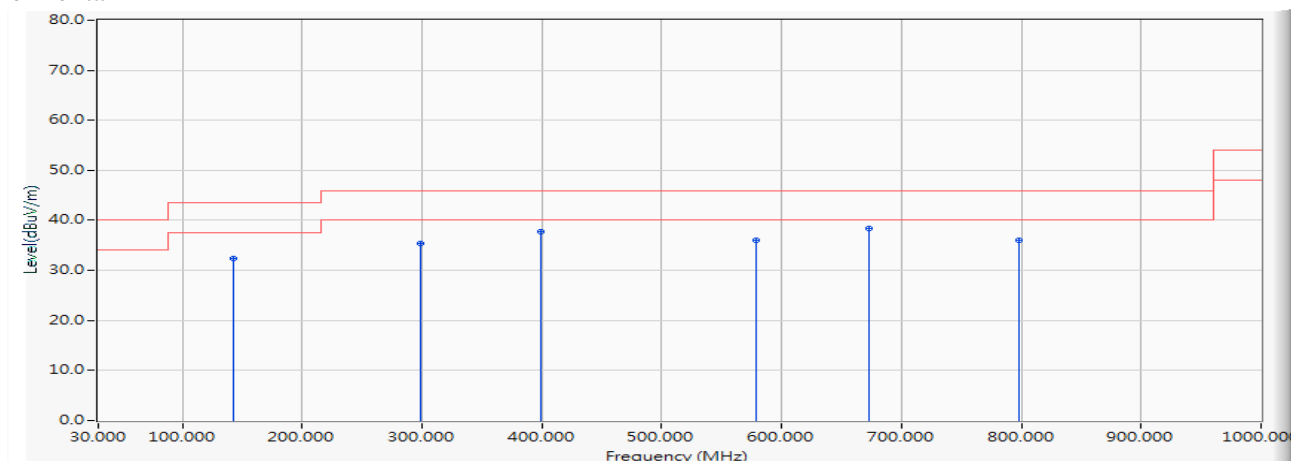
		Frequency (MHz)	Correct Factor (dB)	Reading Level (dBuV)	Measure Level (dBuV/m)	Margin (dB)	Limit (dBuV/m)	Detector Type
1		159.333	-20.686	55.412	34.726	-8.774	43.500	QUASIPeAK
2		200.101	-18.131	52.496	34.365	-9.135	43.500	QUASIPeAK
3		298.507	-15.074	53.878	38.804	-7.196	46.000	QUASIPeAK
4	*	399.725	-13.696	52.569	38.873	-7.127	46.000	QUASIPeAK
5		597.942	-6.648	37.193	30.546	-15.454	46.000	QUASIPeAK
6		797.565	-8.821	39.998	31.176	-14.824	46.000	QUASIPeAK

## Note:

1. All Readings below 1GHz are Quasi-Peak, above 1GHz are performed with peak and/or average measurements as necessary.
2. Measurement Level = Reading Level + Correct Factor.
3. Correct Factor = Antenna factor + Cable loss – Amplifier gain.
4. The emission levels of other frequencies are very lower than the limit and not show in test report.
5. No emission found between lowest internal used/generated frequency to 30MHz.

Product : Wireless/ Wired X-Ray Flat Panel Detectors  
 Test Item : General Radiated Emission  
 Test Date : 2019/10/03  
 Test Mode : Mode 2 SISO B: Transmit (802.11n-20BW\_7.2Mbps) (5200MHz)

## Horizontal



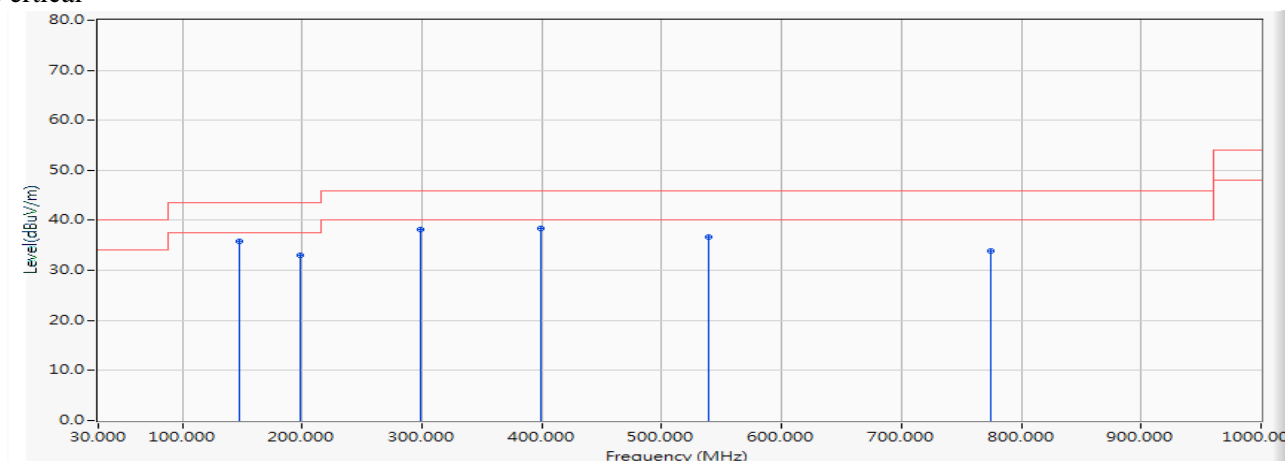
		Frequency (MHz)	Correct Factor (dB)	Reading Level (dBuV)	Measure Level (dBuV/m)	Margin (dB)	Limit (dBuV/m)	Detector Type
1		142.464	-18.156	50.496	32.339	-11.161	43.500	QUASIPeAK
2		298.507	-15.074	50.446	35.372	-10.628	46.000	QUASIPeAK
3		399.725	-13.696	51.493	37.797	-8.203	46.000	QUASIPeAK
4		578.261	-7.732	43.870	36.138	-9.862	46.000	QUASIPeAK
5	*	672.449	-9.534	47.879	38.345	-7.655	46.000	QUASIPeAK
6		797.565	-8.821	44.913	36.091	-9.909	46.000	QUASIPeAK

## Note:

1. All Readings below 1GHz are Quasi-Peak, above 1GHz are performed with peak and/or average measurements as necessary.
2. Measurement Level = Reading Level + Correct Factor.
3. Correct Factor = Antenna factor + Cable loss – Amplifier gain.
4. The emission levels of other frequencies are very lower than the limit and not show in test report.
5. No emission found between lowest internal used/generated frequency to 30MHz.

Product : Wireless/ Wired X-Ray Flat Panel Detectors  
 Test Item : General Radiated Emission  
 Test Date : 2019/10/03  
 Test Mode : Mode 2 SISO B: Transmit (802.11n-20BW\_7.2Mbps) (5200MHz)

## Vertical



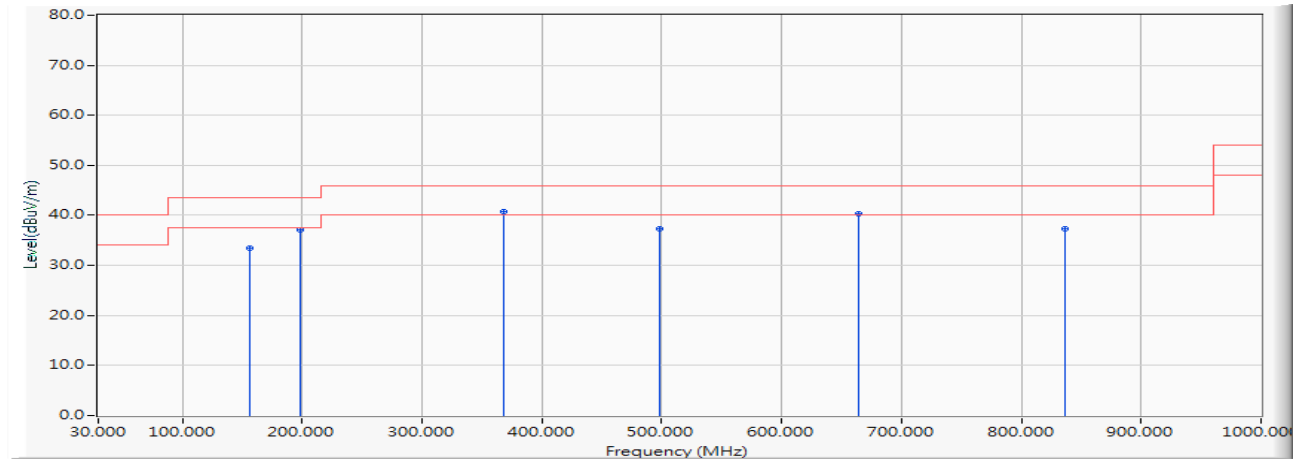
		Frequency (MHz)	Correct Factor (dB)	Reading Level (dBuV)	Measure Level (dBuV/m)	Margin (dB)	Limit (dBuV/m)	Detector Type
1		148.087	-19.408	55.193	35.785	-7.715	43.500	QUASIPeAK
2		198.696	-18.197	51.223	33.025	-10.475	43.500	QUASIPeAK
3		298.507	-15.074	53.169	38.095	-7.905	46.000	QUASIPeAK
4	*	399.725	-13.696	52.140	38.444	-7.556	46.000	QUASIPeAK
5		538.899	-11.393	48.153	36.761	-9.239	46.000	QUASIPeAK
6		775.072	-8.311	42.198	33.887	-12.113	46.000	QUASIPeAK

## Note:

1. All Readings below 1GHz are Quasi-Peak, above 1GHz are performed with peak and/or average measurements as necessary.
2. Measurement Level = Reading Level + Correct Factor.
3. Correct Factor = Antenna factor + Cable loss – Amplifier gain.
4. The emission levels of other frequencies are very lower than the limit and not show in test report.
5. No emission found between lowest internal used/generated frequency to 30MHz.

Product : Wireless/ Wired X-Ray Flat Panel Detectors  
 Test Item : General Radiated Emission  
 Test Date : 2019/10/03  
 Test Mode : Mode 2 SISO B: Transmit (802.11n-20BW\_7.2Mbps) (5280MHz)

## Horizontal



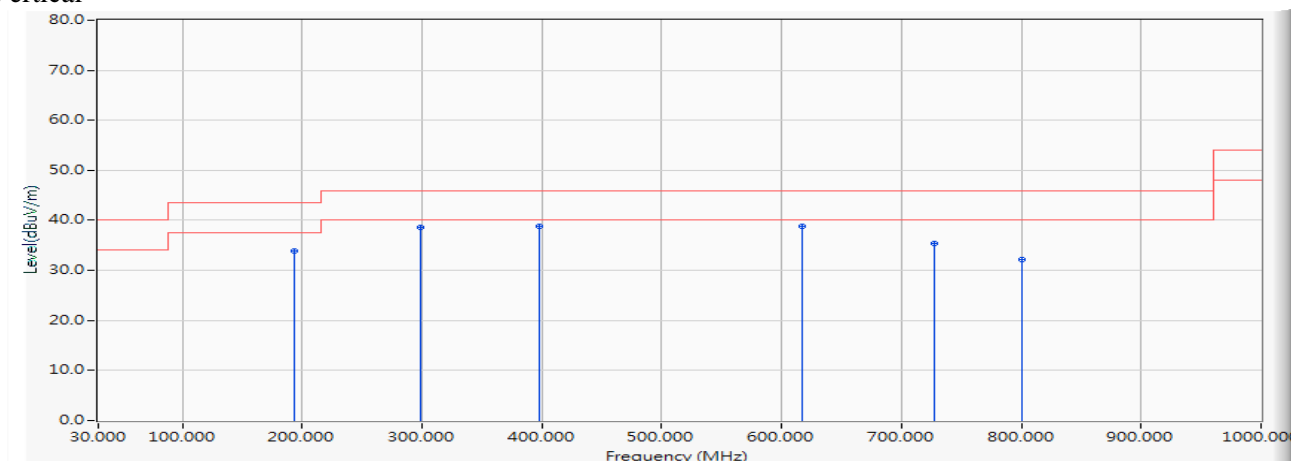
		Frequency (MHz)	Correct Factor (dB)	Reading Level (dBuV)	Measure Level (dBuV/m)	Margin (dB)	Limit (dBuV/m)	Detector Type
1		156.522	-20.425	53.846	33.421	-10.079	43.500	QUASIPeAK
2		198.696	-18.197	55.198	37.000	-6.500	43.500	QUASIPeAK
3	*	368.797	-12.446	53.167	40.720	-5.280	46.000	QUASIPeAK
4		498.130	-10.992	48.216	37.224	-8.776	46.000	QUASIPeAK
5		664.014	-9.866	50.269	40.402	-5.598	46.000	QUASIPeAK
6		836.928	-8.432	45.823	37.391	-8.609	46.000	QUASIPeAK

## Note:

1. All Readings below 1GHz are Quasi-Peak, above 1GHz are performed with peak and/or average measurements as necessary.
2. Measurement Level = Reading Level + Correct Factor.
3. Correct Factor = Antenna factor + Cable loss – Amplifier gain.
4. The emission levels of other frequencies are very lower than the limit and not show in test report.
5. No emission found between lowest internal used/generated frequency to 30MHz.

Product : Wireless/ Wired X-Ray Flat Panel Detectors  
 Test Item : General Radiated Emission  
 Test Date : 2019/10/03  
 Test Mode : Mode 2 SISO B: Transmit (802.11n-20BW\_7.2Mbps) (5280MHz)

## Vertical



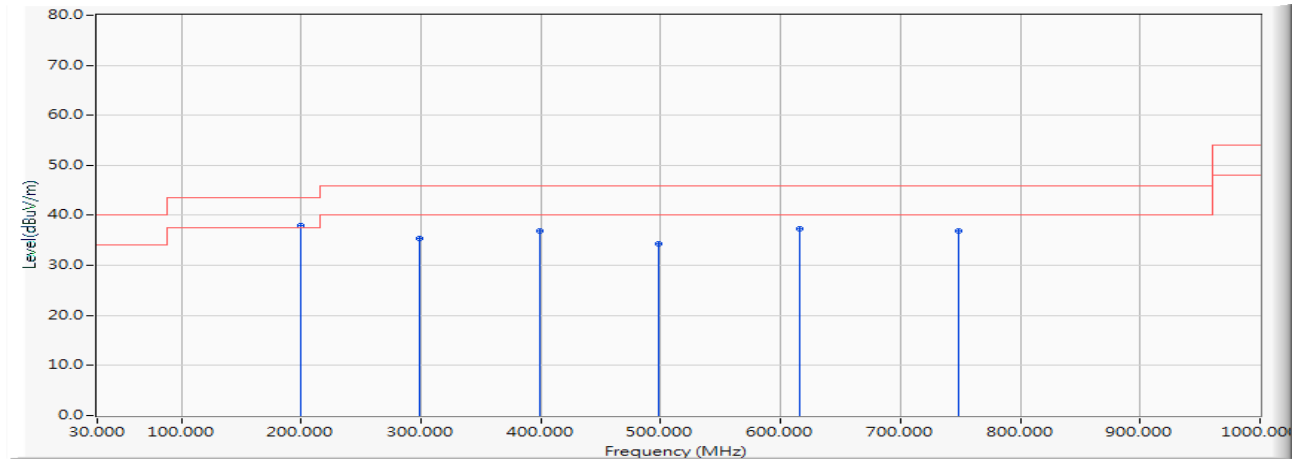
		Frequency (MHz)	Correct Factor (dB)	Reading Level (dBuV)	Measure Level (dBuV/m)	Margin (dB)	Limit (dBuV/m)	Detector Type
1		193.072	-18.541	52.498	33.958	-9.542	43.500	QUASIPeAK
2		298.507	-15.074	53.630	38.556	-7.444	46.000	QUASIPeAK
3	*	398.319	-13.589	52.411	38.822	-7.178	46.000	QUASIPeAK
4		617.623	-7.855	46.615	38.760	-7.240	46.000	QUASIPeAK
5		727.275	-7.659	42.988	35.329	-10.671	46.000	QUASIPeAK
6		800.377	-8.870	41.006	32.136	-13.864	46.000	QUASIPeAK

## Note:

1. All Readings below 1GHz are Quasi-Peak, above 1GHz are performed with peak and/or average measurements as necessary.
2. Measurement Level = Reading Level + Correct Factor.
3. Correct Factor = Antenna factor + Cable loss – Amplifier gain.
4. The emission levels of other frequencies are very lower than the limit and not show in test report.
5. No emission found between lowest internal used/generated frequency to 30MHz.

Product : Wireless/ Wired X-Ray Flat Panel Detectors  
 Test Item : General Radiated Emission  
 Test Date : 2019/10/03  
 Test Mode : Mode 2 SISO B: Transmit (802.11n-20BW\_7.2Mbps) (5600MHz)

## Horizontal



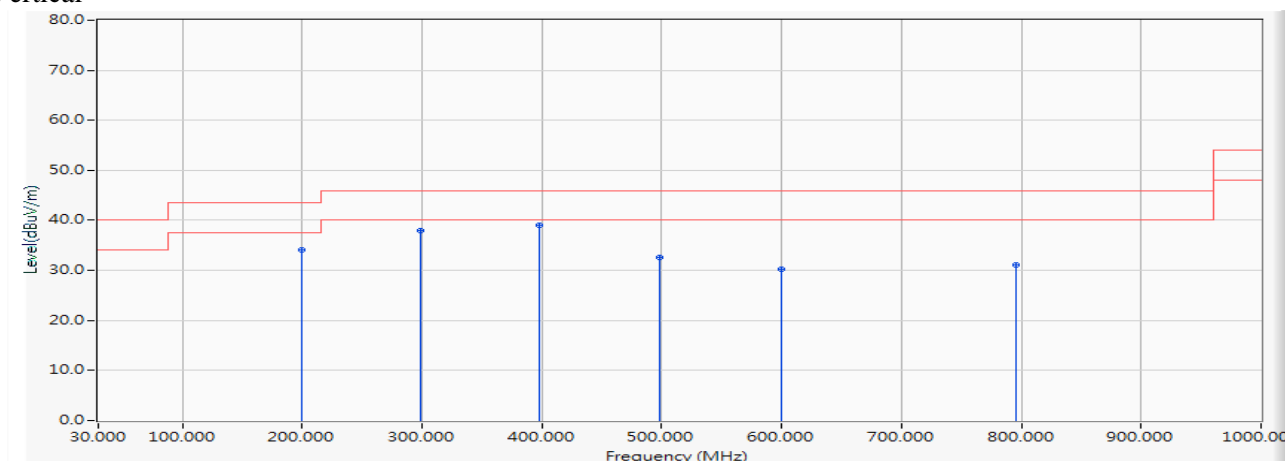
		Frequency (MHz)	Correct Factor (dB)	Reading Level (dBuV)	Measure Level (dBuV/m)	Margin (dB)	Limit (dBuV/m)	Detector Type
1	*	200.101	-18.131	56.006	37.875	-5.625	43.500	QUASIPeAK
2		298.507	-15.074	50.496	35.422	-10.578	46.000	QUASIPeAK
3		399.725	-13.696	50.488	36.792	-9.208	46.000	QUASIPeAK
4		498.130	-10.992	45.365	34.373	-11.627	46.000	QUASIPeAK
5		616.217	-7.745	45.093	37.347	-8.653	46.000	QUASIPeAK
6		748.362	-6.369	43.198	36.829	-9.171	46.000	QUASIPeAK

## Note:

1. All Readings below 1GHz are Quasi-Peak, above 1GHz are performed with peak and/or average measurements as necessary.
2. Measurement Level = Reading Level + Correct Factor.
3. Correct Factor = Antenna factor + Cable loss – Amplifier gain.
4. The emission levels of other frequencies are very lower than the limit and not show in test report.
5. No emission found between lowest internal used/generated frequency to 30MHz.

Product : Wireless/ Wired X-Ray Flat Panel Detectors  
 Test Item : General Radiated Emission  
 Test Date : 2019/10/03  
 Test Mode : Mode 2 SISO B: Transmit (802.11n-20BW\_7.2Mbps) (5600MHz)

## Vertical



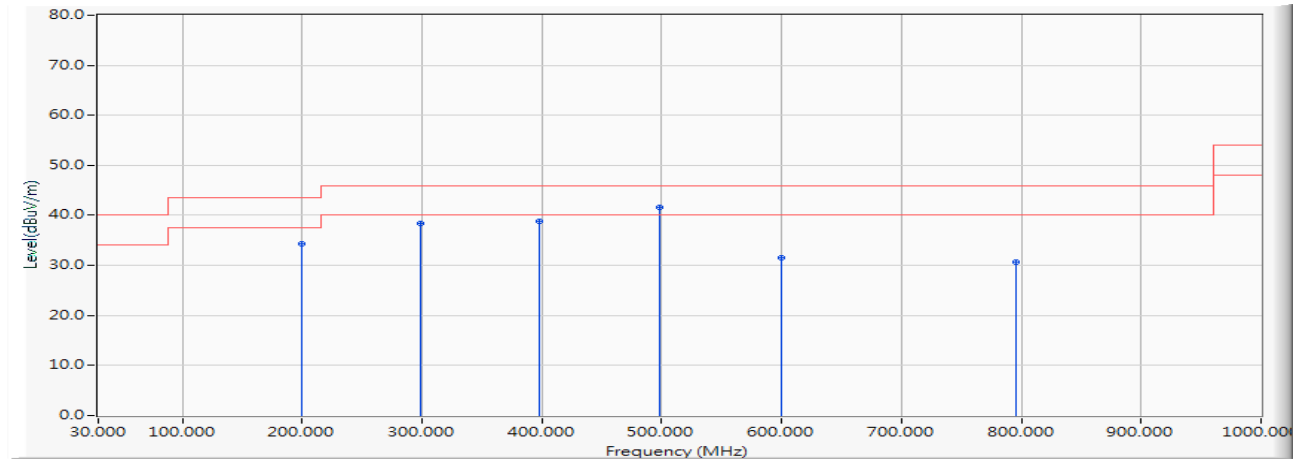
		Frequency (MHz)	Correct Factor (dB)	Reading Level (dBuV)	Measure Level (dBuV/m)	Margin (dB)	Limit (dBuV/m)	Detector Type
1		200.101	-18.131	52.168	34.037	-9.463	43.500	QUASIPeAK
2		298.507	-15.074	53.063	37.989	-8.011	46.000	QUASIPeAK
3	*	398.319	-13.589	52.698	39.109	-6.891	46.000	QUASIPeAK
4		498.130	-10.992	43.562	32.570	-13.430	46.000	QUASIPeAK
5		599.348	-6.581	36.849	30.268	-15.732	46.000	QUASIPeAK
6		796.159	-8.795	39.853	31.058	-14.942	46.000	QUASIPeAK

## Note:

1. All Readings below 1GHz are Quasi-Peak, above 1GHz are performed with peak and/or average measurements as necessary.
2. Measurement Level = Reading Level + Correct Factor.
3. Correct Factor = Antenna factor + Cable loss – Amplifier gain.
4. The emission levels of other frequencies are very lower than the limit and not show in test report.
5. No emission found between lowest internal used/generated frequency to 30MHz.

Product : Wireless/ Wired X-Ray Flat Panel Detectors  
 Test Item : General Radiated Emission  
 Test Date : 2019/10/03  
 Test Mode : Mode 2 SISO B: Transmit (802.11n-20BW\_7.2Mbps) (5720MHz)

## Horizontal



		Frequency (MHz)	Correct Factor (dB)	Reading Level (dBuV)	Measure Level (dBuV/m)	Margin (dB)	Limit (dBuV/m)	Detector Type
1		200.101	-18.131	52.496	34.365	-9.135	43.500	QUASIPeAK
2		298.507	-15.074	53.496	38.422	-7.578	46.000	QUASIPeAK
3		398.319	-13.589	52.498	38.909	-7.091	46.000	QUASIPeAK
4	*	498.130	-10.992	52.698	41.706	-4.294	46.000	QUASIPeAK
5		599.348	-6.581	38.198	31.617	-14.383	46.000	QUASIPeAK
6		796.159	-8.795	39.487	30.692	-15.308	46.000	QUASIPeAK

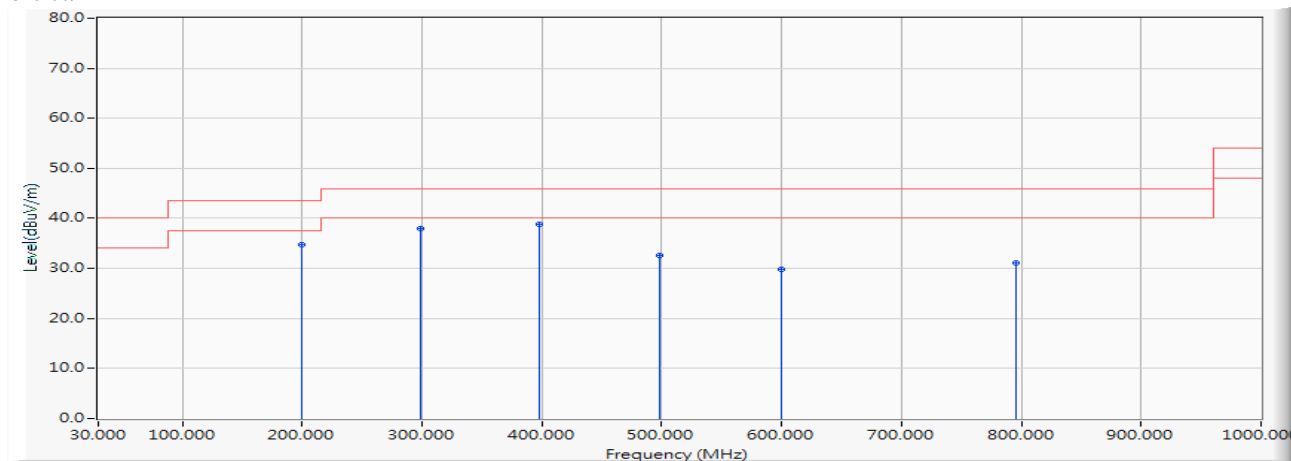
## Note:

1. All Readings below 1GHz are Quasi-Peak, above 1GHz are performed with peak and/or average measurements as necessary.
2. Measurement Level = Reading Level + Correct Factor.
3. Correct Factor = Antenna factor + Cable loss – Amplifier gain.
4. The emission levels of other frequencies are very lower than the limit and not show in test report.
5. No emission found between lowest internal used/generated frequency to 30MHz.



Product : Wireless/ Wired X-Ray Flat Panel Detectors  
 Test Item : General Radiated Emission  
 Test Date : 2019/10/03  
 Test Mode : Mode 2 SISO B: Transmit (802.11n-20BW\_7.2Mbps) (5720MHz)

## Vertical



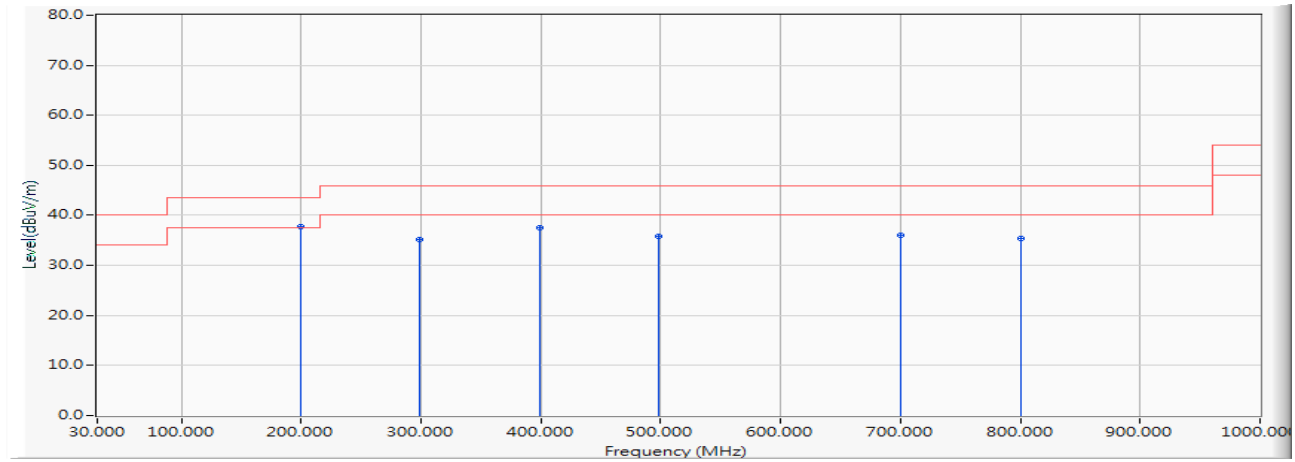
		Frequency (MHz)	Correct Factor (dB)	Reading Level (dBuV)	Measure Level (dBuV/m)	Margin (dB)	Limit (dBuV/m)	Detector Type
1		200.101	-18.131	52.846	34.715	-8.785	43.500	QUASIPeAK
2		298.507	-15.074	53.049	37.975	-8.025	46.000	QUASIPeAK
3	*	398.319	-13.589	52.498	38.909	-7.091	46.000	QUASIPeAK
4		498.130	-10.992	43.562	32.570	-13.430	46.000	QUASIPeAK
5		599.348	-6.581	36.489	29.908	-16.092	46.000	QUASIPeAK
6		796.159	-8.795	39.816	31.021	-14.979	46.000	QUASIPeAK

## Note:

1. All Readings below 1GHz are Quasi-Peak, above 1GHz are performed with peak and/or average measurements as necessary.
2. Measurement Level = Reading Level + Correct Factor.
3. Correct Factor = Antenna factor + Cable loss – Amplifier gain.
4. The emission levels of other frequencies are very lower than the limit and not show in test report.
5. No emission found between lowest internal used/generated frequency to 30MHz.

Product : Wireless/ Wired X-Ray Flat Panel Detectors  
 Test Item : General Radiated Emission  
 Test Date : 2019/10/03  
 Test Mode : Mode 2 SISO B: Transmit (802.11n-20BW\_7.2Mbps) (5785MHz)

## Horizontal



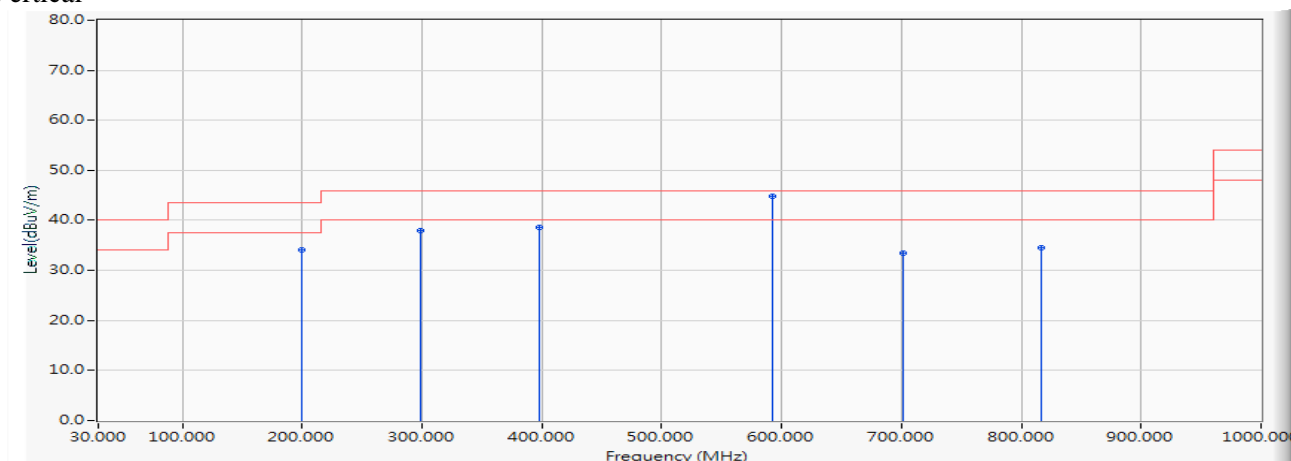
		Frequency (MHz)	Correct Factor (dB)	Reading Level (dBuV)	Measure Level (dBuV/m)	Margin (dB)	Limit (dBuV/m)	Detector Type
1	*	200.101	-18.131	55.934	37.803	-5.697	43.500	QUASIPeAK
2		298.507	-15.074	50.166	35.092	-10.908	46.000	QUASIPeAK
3		399.725	-13.696	51.163	37.467	-8.533	46.000	QUASIPeAK
4		498.130	-10.992	46.836	35.844	-10.156	46.000	QUASIPeAK
5		700.565	-9.112	45.223	36.111	-9.889	46.000	QUASIPeAK
6		800.377	-8.870	44.198	35.328	-10.672	46.000	QUASIPeAK

## Note:

1. All Readings below 1GHz are Quasi-Peak, above 1GHz are performed with peak and/or average measurements as necessary.
2. Measurement Level = Reading Level + Correct Factor.
3. Correct Factor = Antenna factor + Cable loss – Amplifier gain.
4. The emission levels of other frequencies are very lower than the limit and not show in test report.
5. No emission found between lowest internal used/generated frequency to 30MHz.

Product : Wireless/ Wired X-Ray Flat Panel Detectors  
 Test Item : General Radiated Emission  
 Test Date : 2019/10/03  
 Test Mode : Mode 2 SISO B: Transmit (802.11n-20BW\_7.2Mbps) (5785MHz)

## Vertical



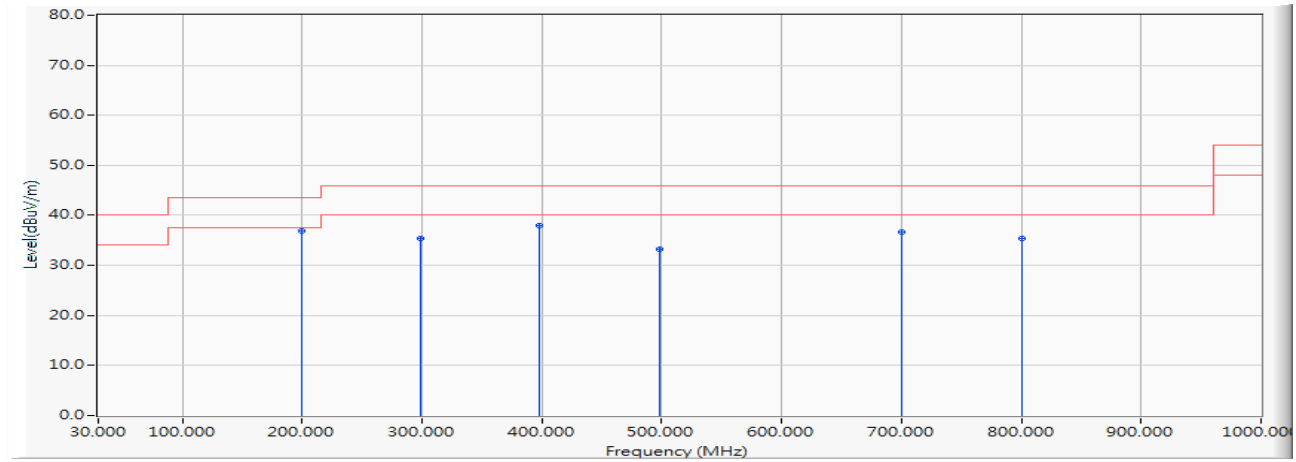
		Frequency (MHz)	Correct Factor (dB)	Reading Level (dBuV)	Measure Level (dBuV/m)	Margin (dB)	Limit (dBuV/m)	Detector Type
1		200.101	-18.131	52.263	34.132	-9.368	43.500	QUASIPeAK
2		298.507	-15.074	53.136	38.062	-7.938	46.000	QUASIPeAK
3		398.319	-13.589	52.269	38.680	-7.320	46.000	QUASIPeAK
4	*	592.319	-6.903	51.638	44.735	-1.265	46.000	QUASIPeAK
5		701.971	-9.100	42.553	33.454	-12.546	46.000	QUASIPeAK
6		817.246	-8.958	43.391	34.433	-11.567	46.000	QUASIPeAK

## Note:

1. All Readings below 1GHz are Quasi-Peak, above 1GHz are performed with peak and/or average measurements as necessary.
2. Measurement Level = Reading Level + Correct Factor.
3. Correct Factor = Antenna factor + Cable loss – Amplifier gain.
4. The emission levels of other frequencies are very lower than the limit and not show in test report.
5. No emission found between lowest internal used/generated frequency to 30MHz.

Product : Wireless/ Wired X-Ray Flat Panel Detectors  
 Test Item : General Radiated Emission  
 Test Date : 2019/10/03  
 Test Mode : Mode 2 SISO B: Transmit (802.11n-40BW\_15Mbps)(5230MHz)

## Horizontal



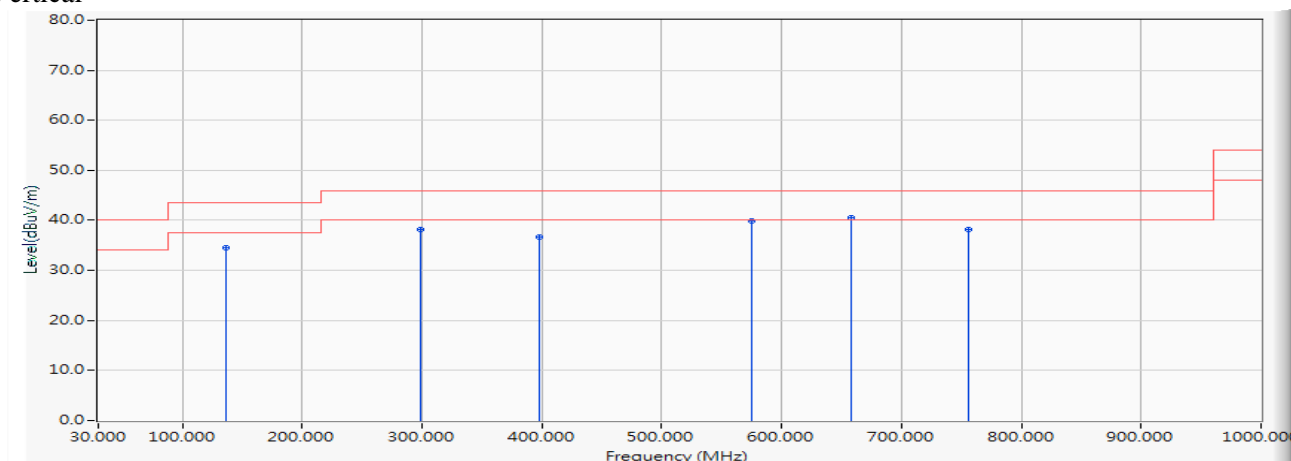
		Frequency (MHz)	Correct Factor (dB)	Reading Level (dBuV)	Measure Level (dBuV/m)	Margin (dB)	Limit (dBuV/m)	Detector Type
1	*	200.101	-18.131	54.996	36.865	-6.635	43.500	QUASIPeAK
2		298.507	-15.074	50.479	35.405	-10.595	46.000	QUASIPeAK
3		398.319	-13.589	51.496	37.907	-8.093	46.000	QUASIPeAK
4		498.130	-10.992	44.286	33.294	-12.706	46.000	QUASIPeAK
5		700.565	-9.112	45.822	36.710	-9.290	46.000	QUASIPeAK
6		800.377	-8.870	44.196	35.326	-10.674	46.000	QUASIPeAK

## Note:

1. All Readings below 1GHz are Quasi-Peak, above 1GHz are performed with peak and/or average measurements as necessary.
2. Measurement Level = Reading Level + Correct Factor.
3. Correct Factor = Antenna factor + Cable loss – Amplifier gain.
4. The emission levels of other frequencies are very lower than the limit and not show in test report.
5. No emission found between lowest internal used/generated frequency to 30MHz.

Product : Wireless/ Wired X-Ray Flat Panel Detectors  
 Test Item : General Radiated Emission  
 Test Date : 2019/10/03  
 Test Mode : Mode 2 SISO B: Transmit (802.11n-40BW\_15Mbps) (5230MHz)

## Vertical



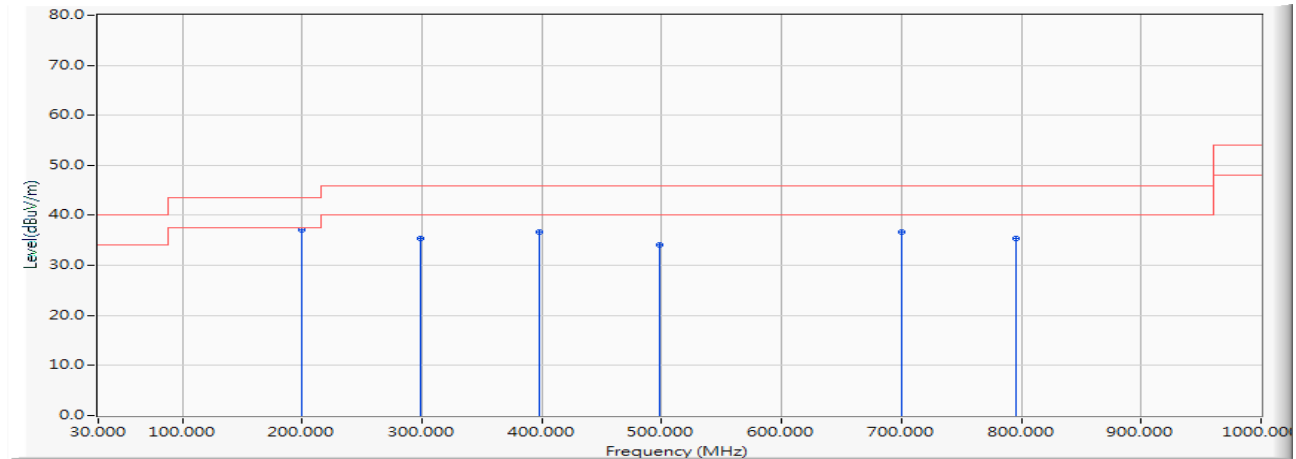
		Frequency (MHz)	Correct Factor (dB)	Reading Level (dBuV)	Measure Level (dBuV/m)	Margin (dB)	Limit (dBuV/m)	Detector Type
1		136.841	-17.121	51.553	34.433	-9.067	43.500	QUASIPeAK
2		298.507	-15.074	53.198	38.124	-7.876	46.000	QUASIPeAK
3		398.319	-13.589	50.179	36.590	-9.410	46.000	QUASIPeAK
4		575.449	-8.160	47.955	39.794	-6.206	46.000	QUASIPeAK
5	*	658.391	-9.908	50.499	40.590	-5.410	46.000	QUASIPeAK
6		755.391	-7.159	45.368	38.210	-7.790	46.000	QUASIPeAK

## Note:

1. All Readings below 1GHz are Quasi-Peak, above 1GHz are performed with peak and/or average measurements as necessary.
2. Measurement Level = Reading Level + Correct Factor.
3. Correct Factor = Antenna factor + Cable loss – Amplifier gain.
4. The emission levels of other frequencies are very lower than the limit and not show in test report.
5. No emission found between lowest internal used/generated frequency to 30MHz.

Product : Wireless/ Wired X-Ray Flat Panel Detectors  
 Test Item : General Radiated Emission  
 Test Date : 2019/10/03  
 Test Mode : Mode 2 SISO B: Transmit (802.11n-40BW\_15Mbps) (5310MHz)

## Horizontal



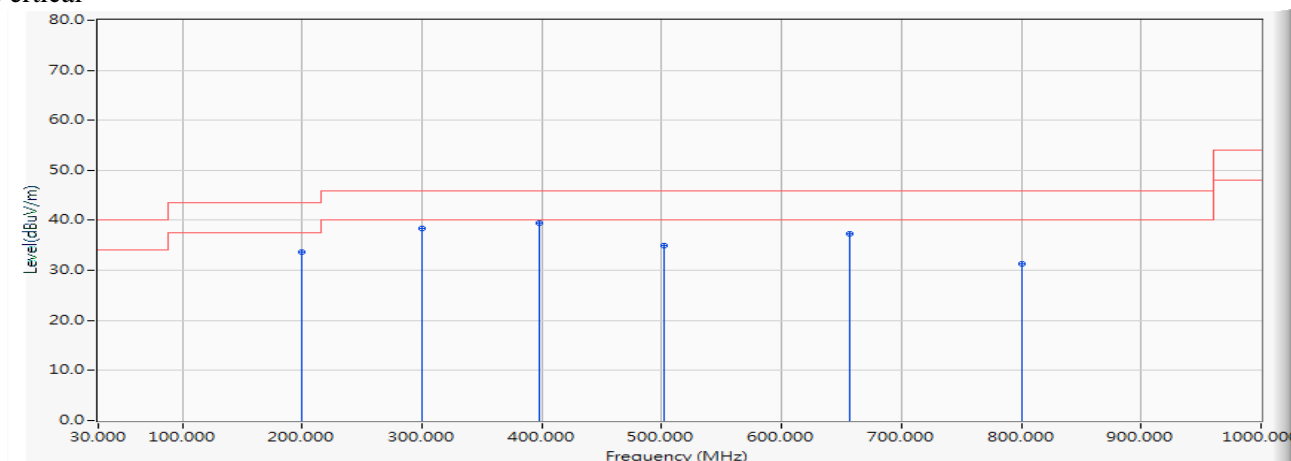
		Frequency (MHz)	Correct Factor (dB)	Reading Level (dBuV)	Measure Level (dBuV/m)	Margin (dB)	Limit (dBuV/m)	Detector Type
1	*	200.101	-18.131	55.198	37.067	-6.433	43.500	QUASIPeAK
2		298.507	-15.074	50.499	35.425	-10.575	46.000	QUASIPeAK
3		398.319	-13.589	50.212	36.623	-9.377	46.000	QUASIPeAK
4		498.130	-10.992	45.093	34.101	-11.899	46.000	QUASIPeAK
5		700.565	-9.112	45.884	36.772	-9.228	46.000	QUASIPeAK
6		796.159	-8.795	44.135	35.340	-10.660	46.000	QUASIPeAK

## Note:

1. All Readings below 1GHz are Quasi-Peak, above 1GHz are performed with peak and/or average measurements as necessary.
2. Measurement Level = Reading Level + Correct Factor.
3. Correct Factor = Antenna factor + Cable loss – Amplifier gain.
4. The emission levels of other frequencies are very lower than the limit and not show in test report.
5. No emission found between lowest internal used/generated frequency to 30MHz.

Product : Wireless/ Wired X-Ray Flat Panel Detectors  
 Test Item : General Radiated Emission  
 Test Date : 2019/10/03  
 Test Mode : Mode 2 SISO B: Transmit (802.11n-40BW\_15Mbps) (5310MHz)

## Vertical



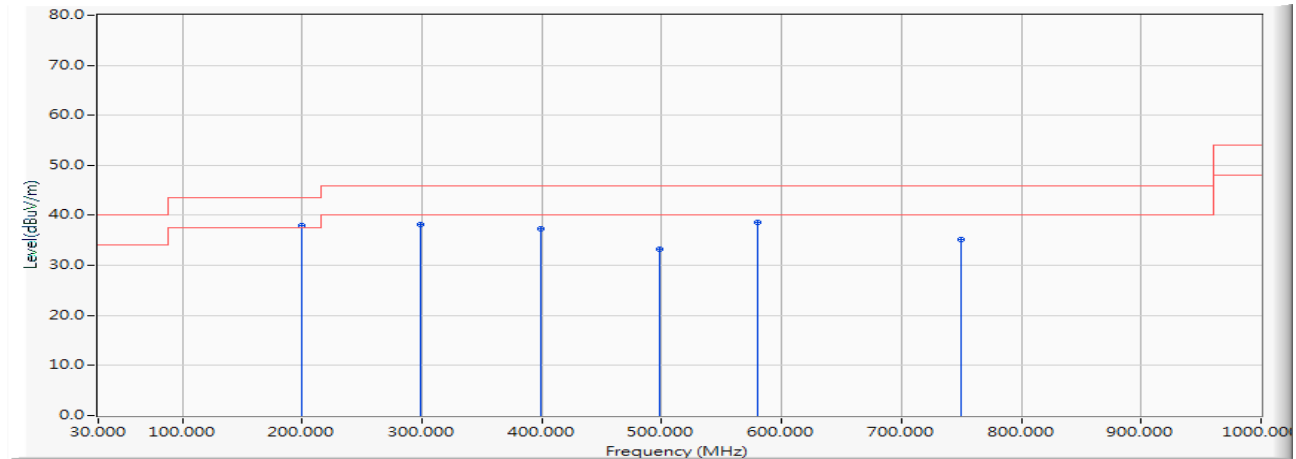
		Frequency (MHz)	Correct Factor (dB)	Reading Level (dBuV)	Measure Level (dBuV/m)	Margin (dB)	Limit (dBuV/m)	Detector Type
1		200.101	-18.131	51.846	33.715	-9.785	43.500	QUASIPeAK
2		299.913	-14.773	53.144	38.370	-7.630	46.000	QUASIPeAK
3	*	398.319	-13.589	53.146	39.557	-6.443	46.000	QUASIPeAK
4		502.348	-10.910	45.936	35.026	-10.974	46.000	QUASIPeAK
5		656.986	-9.813	47.183	37.370	-8.630	46.000	QUASIPeAK
6		800.377	-8.870	40.266	31.396	-14.604	46.000	QUASIPeAK

## Note:

1. All Readings below 1GHz are Quasi-Peak, above 1GHz are performed with peak and/or average measurements as necessary.
2. Measurement Level = Reading Level + Correct Factor.
3. Correct Factor = Antenna factor + Cable loss – Amplifier gain.
4. The emission levels of other frequencies are very lower than the limit and not show in test report.
5. No emission found between lowest internal used/generated frequency to 30MHz.

Product : Wireless/ Wired X-Ray Flat Panel Detectors  
 Test Item : General Radiated Emission  
 Test Date : 2019/10/03  
 Test Mode : Mode 2 SISO B: Transmit (802.11n-40BW\_15Mbps) (5590MHz)

## Horizontal



		Frequency (MHz)	Correct Factor (dB)	Reading Level (dBuV)	Measure Level (dBuV/m)	Margin (dB)	Limit (dBuV/m)	Detector Type
1	*	200.101	-18.131	56.198	38.067	-5.433	43.500	QUASIPeAK
2		298.507	-15.074	53.169	38.095	-7.905	46.000	QUASIPeAK
3		399.725	-13.696	51.069	37.373	-8.627	46.000	QUASIPeAK
4		498.130	-10.992	44.269	33.277	-12.723	46.000	QUASIPeAK
5		579.667	-7.518	46.185	38.667	-7.333	46.000	QUASIPeAK
6		749.768	-6.519	41.693	35.174	-10.826	46.000	QUASIPeAK

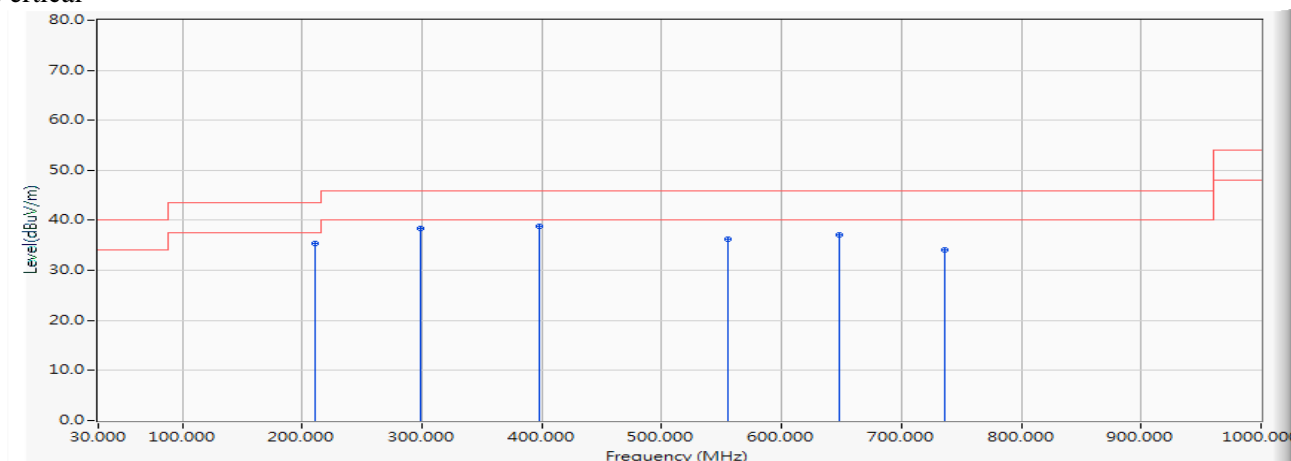
## Note:

1. All Readings below 1GHz are Quasi-Peak, above 1GHz are performed with peak and/or average measurements as necessary.
2. Measurement Level = Reading Level + Correct Factor.
3. Correct Factor = Antenna factor + Cable loss – Amplifier gain.
4. The emission levels of other frequencies are very lower than the limit and not show in test report.
5. No emission found between lowest internal used/generated frequency to 30MHz.



Product : Wireless/ Wired X-Ray Flat Panel Detectors  
 Test Item : General Radiated Emission  
 Test Date : 2019/10/03  
 Test Mode : Mode 2 SISO B: Transmit (802.11n-40BW\_15Mbps) (5590MHz)

## Vertical



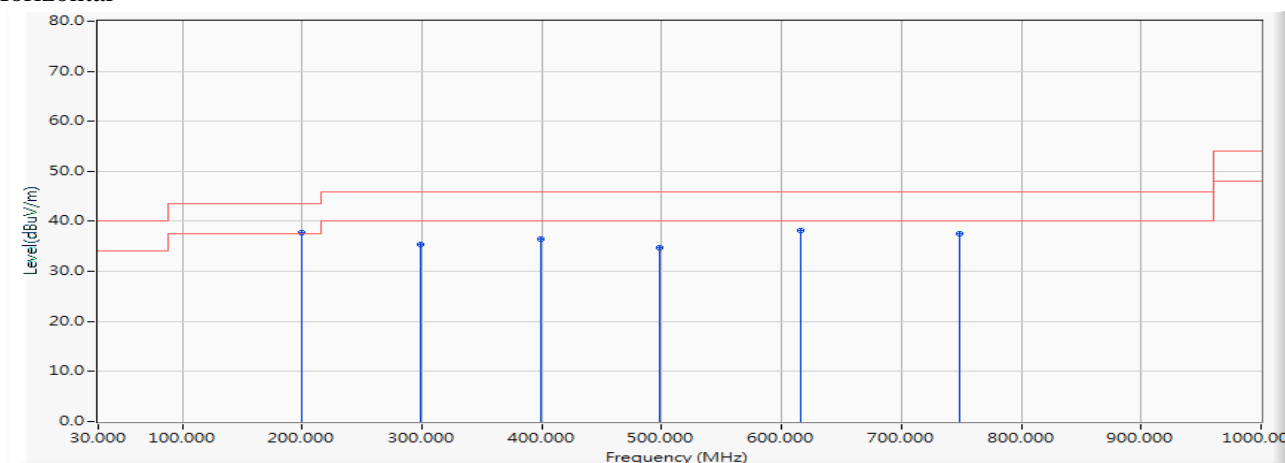
		Frequency (MHz)	Correct Factor (dB)	Reading Level (dBuV)	Measure Level (dBuV/m)	Margin (dB)	Limit (dBuV/m)	Detector Type
1		211.348	-18.181	53.496	35.314	-8.186	43.500	QUASIPeAK
2		298.507	-15.074	53.490	38.416	-7.584	46.000	QUASIPeAK
3	*	398.319	-13.589	52.490	38.901	-7.099	46.000	QUASIPeAK
4		555.768	-10.689	46.966	36.277	-9.723	46.000	QUASIPeAK
5		648.551	-9.245	46.293	37.048	-8.952	46.000	QUASIPeAK
6		735.710	-6.185	40.193	34.008	-11.992	46.000	QUASIPeAK

## Note:

1. All Readings below 1GHz are Quasi-Peak, above 1GHz are performed with peak and/or average measurements as necessary.
2. Measurement Level = Reading Level + Correct Factor.
3. Correct Factor = Antenna factor + Cable loss – Amplifier gain.
4. The emission levels of other frequencies are very lower than the limit and not show in test report.
5. No emission found between lowest internal used/generated frequency to 30MHz.

Product : Wireless/ Wired X-Ray Flat Panel Detectors  
 Test Item : General Radiated Emission  
 Test Date : 2019/10/03  
 Test Mode : Mode 2 SISO B: Transmit (802.11n-40BW\_15Mbps) (5710MHz)

## Horizontal



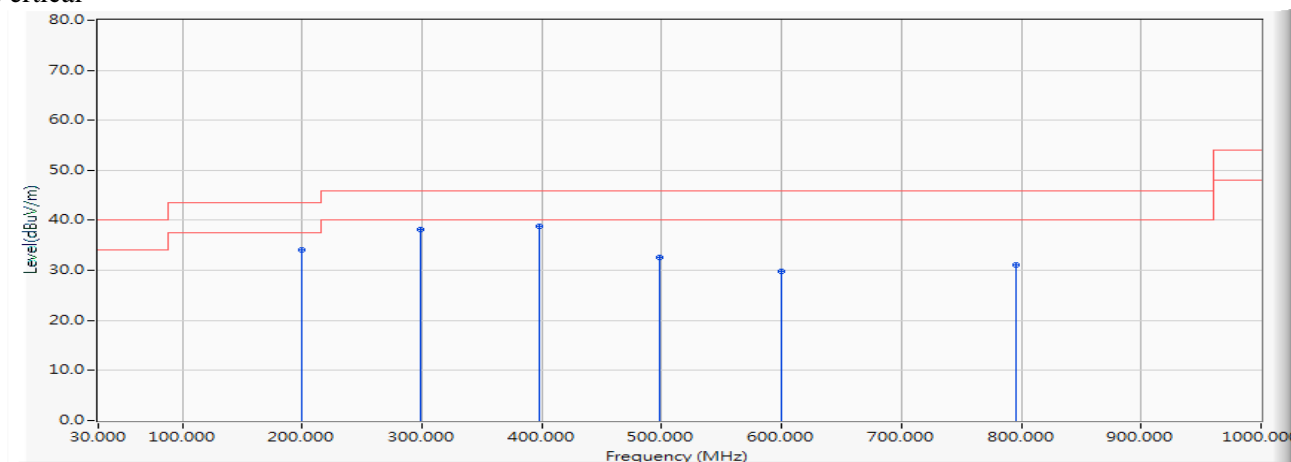
		Frequency (MHz)	Correct Factor (dB)	Reading Level (dBuV)	Measure Level (dBuV/m)	Margin (dB)	Limit (dBuV/m)	Detector Type
1	*	200.101	-18.131	55.930	37.799	-5.701	43.500	QUASIPeAK
2		298.507	-15.074	50.496	35.422	-10.578	46.000	QUASIPeAK
3		399.725	-13.696	50.160	36.464	-9.536	46.000	QUASIPeAK
4		498.130	-10.992	45.794	34.802	-11.198	46.000	QUASIPeAK
5		616.217	-7.745	45.816	38.070	-7.930	46.000	QUASIPeAK
6		748.362	-6.369	43.813	37.444	-8.556	46.000	QUASIPeAK

## Note:

1. All Readings below 1GHz are Quasi-Peak, above 1GHz are performed with peak and/or average measurements as necessary.
2. Measurement Level = Reading Level + Correct Factor.
3. Correct Factor = Antenna factor + Cable loss – Amplifier gain.
4. The emission levels of other frequencies are very lower than the limit and not show in test report.
5. No emission found between lowest internal used/generated frequency to 30MHz.

Product : Wireless/ Wired X-Ray Flat Panel Detectors  
 Test Item : General Radiated Emission  
 Test Date : 2019/10/03  
 Test Mode : Mode 2 SISO B: Transmit (802.11n-40BW\_15Mbps) (5710MHz)

## Vertical



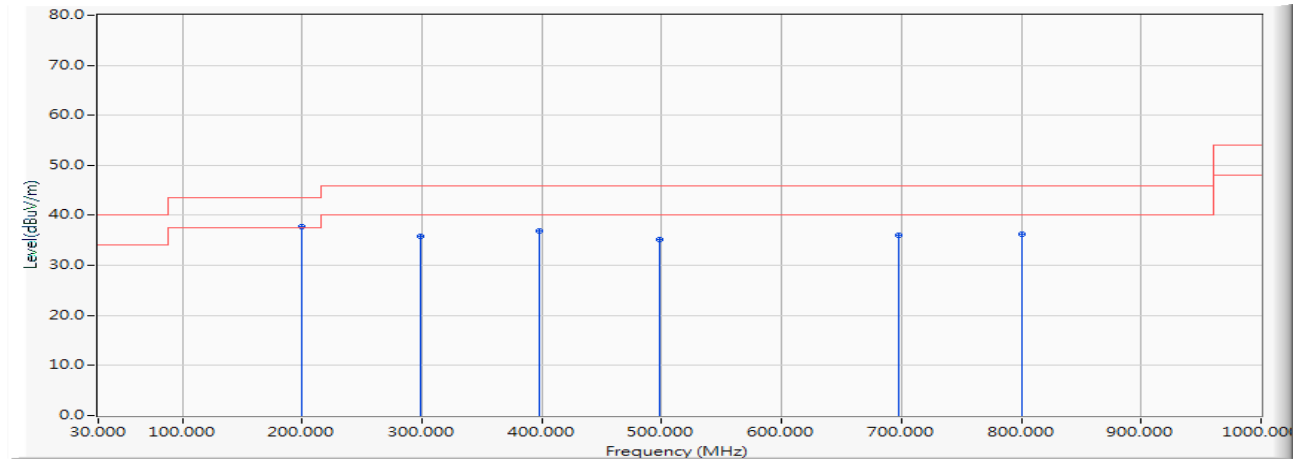
		Frequency (MHz)	Correct Factor (dB)	Reading Level (dBuV)	Measure Level (dBuV/m)	Margin (dB)	Limit (dBuV/m)	Detector Type
1		200.101	-18.131	52.164	34.033	-9.467	43.500	QUASIPeAK
2		298.507	-15.074	53.146	38.072	-7.928	46.000	QUASIPeAK
3	*	398.319	-13.589	52.498	38.909	-7.091	46.000	QUASIPeAK
4		498.130	-10.992	43.659	32.667	-13.333	46.000	QUASIPeAK
5		599.348	-6.581	36.499	29.918	-16.082	46.000	QUASIPeAK
6		796.159	-8.795	39.836	31.041	-14.959	46.000	QUASIPeAK

## Note:

1. All Readings below 1GHz are Quasi-Peak, above 1GHz are performed with peak and/or average measurements as necessary.
2. Measurement Level = Reading Level + Correct Factor.
3. Correct Factor = Antenna factor + Cable loss – Amplifier gain.
4. The emission levels of other frequencies are very lower than the limit and not show in test report.
5. No emission found between lowest internal used/generated frequency to 30MHz.

Product : Wireless/ Wired X-Ray Flat Panel Detectors  
 Test Item : General Radiated Emission  
 Test Date : 2019/10/03  
 Test Mode : Mode 2 SISO B: Transmit (802.11n-40BW\_15Mbps) (5795MHz)

## Horizontal



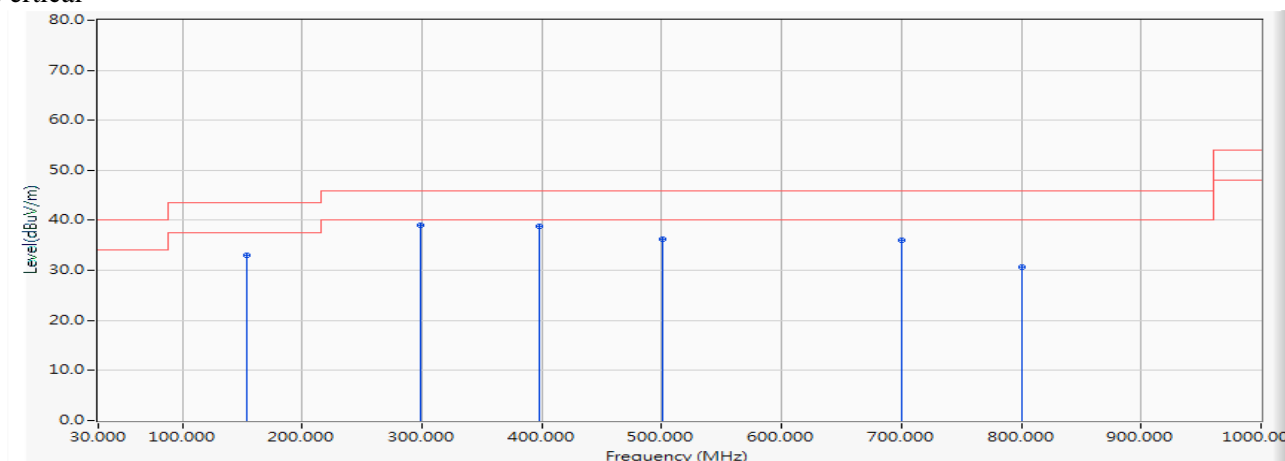
		Frequency (MHz)	Correct Factor (dB)	Reading Level (dBuV)	Measure Level (dBuV/m)	Margin (dB)	Limit (dBuV/m)	Detector Type
1	*	200.101	-18.131	55.846	37.715	-5.785	43.500	QUASIPeAK
2		298.507	-15.074	50.849	35.775	-10.225	46.000	QUASIPeAK
3		398.319	-13.589	50.496	36.907	-9.093	46.000	QUASIPeAK
4		498.130	-10.992	46.187	35.195	-10.805	46.000	QUASIPeAK
5		697.754	-9.148	45.198	36.049	-9.951	46.000	QUASIPeAK
6		800.377	-8.870	45.193	36.323	-9.677	46.000	QUASIPeAK

## Note:

1. All Readings below 1GHz are Quasi-Peak, above 1GHz are performed with peak and/or average measurements as necessary.
2. Measurement Level = Reading Level + Correct Factor.
3. Correct Factor = Antenna factor + Cable loss – Amplifier gain.
4. The emission levels of other frequencies are very lower than the limit and not show in test report.
5. No emission found between lowest internal used/generated frequency to 30MHz.

Product : Wireless/ Wired X-Ray Flat Panel Detectors  
 Test Item : General Radiated Emission  
 Test Date : 2019/10/03  
 Test Mode : Mode 2 SISO B: Transmit (802.11n-40BW\_15Mbps) (5795MHz)

## Vertical



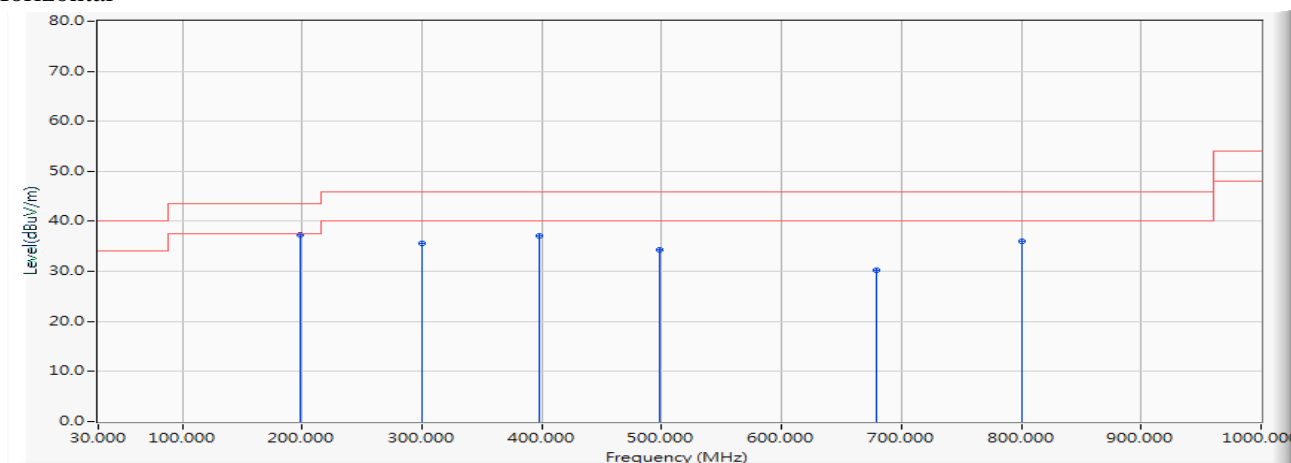
		Frequency (MHz)	Correct Factor (dB)	Reading Level (dBuV)	Measure Level (dBuV/m)	Margin (dB)	Limit (dBuV/m)	Detector Type
1		153.710	-20.167	53.196	33.028	-10.472	43.500	QUASIPeAK
2	*	298.507	-15.074	54.193	39.119	-6.881	46.000	QUASIPeAK
3		398.319	-13.589	52.493	38.904	-7.096	46.000	QUASIPeAK
4		500.942	-10.881	47.163	36.283	-9.717	46.000	QUASIPeAK
5		700.565	-9.112	45.193	36.081	-9.919	46.000	QUASIPeAK
6		800.370	-8.870	39.493	30.623	-15.377	46.000	QUASIPeAK

## Note:

1. All Readings below 1GHz are Quasi-Peak, above 1GHz are performed with peak and/or average measurements as necessary.
2. Measurement Level = Reading Level + Correct Factor.
3. Correct Factor = Antenna factor + Cable loss – Amplifier gain.
4. The emission levels of other frequencies are very lower than the limit and not show in test report.
5. No emission found between lowest internal used/generated frequency to 30MHz.

Product : Wireless/ Wired X-Ray Flat Panel Detectors  
 Test Item : General Radiated Emission  
 Test Date : 2019/10/03  
 Test Mode : Mode 2 SISO B: Transmit (802.11ac-80BW\_32.5Mbps)(5210MHz)

## Horizontal



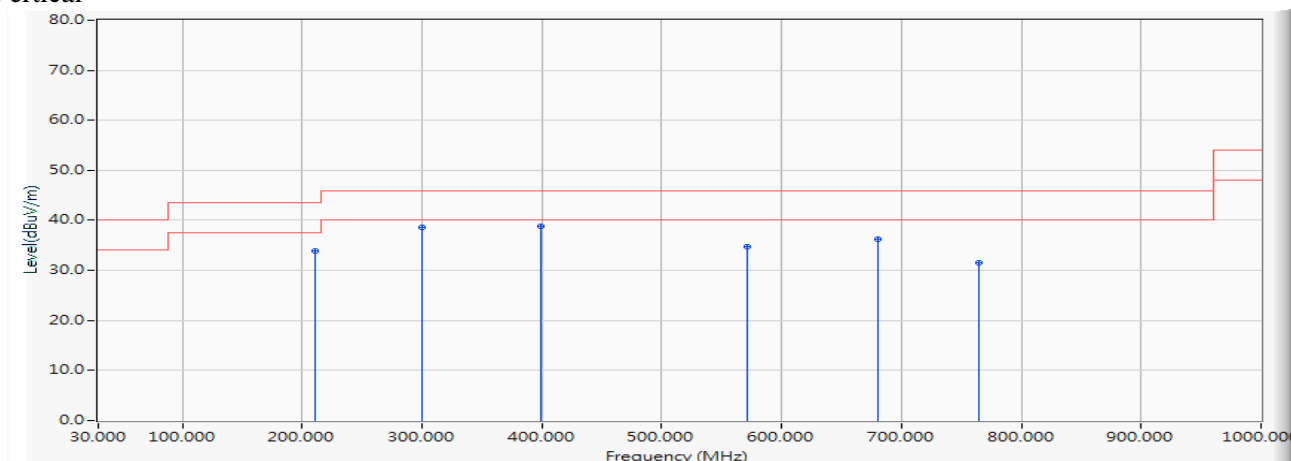
		Frequency (MHz)	Correct Factor (dB)	Reading Level (dBuV)	Measure Level (dBuV/m)	Margin (dB)	Limit (dBuV/m)	Detector Type
1	*	198.696	-18.197	55.496	37.298	-6.202	43.500	QUASIPeAK
2		299.913	-14.773	50.469	35.695	-10.305	46.000	QUASIPeAK
3		398.319	-13.589	50.798	37.209	-8.791	46.000	QUASIPeAK
4		498.130	-10.992	45.298	34.306	-11.694	46.000	QUASIPeAK
5		679.478	-9.253	39.413	30.161	-15.839	46.000	QUASIPeAK
6		800.377	-8.870	44.963	36.093	-9.907	46.000	QUASIPeAK

## Note:

1. All Readings below 1GHz are Quasi-Peak, above 1GHz are performed with peak and/or average measurements as necessary.
2. Measurement Level = Reading Level + Correct Factor.
3. Correct Factor = Antenna factor + Cable loss – Amplifier gain.
4. The emission levels of other frequencies are very lower than the limit and not show in test report.
5. No emission found between lowest internal used/generated frequency to 30MHz.

Product : Wireless/ Wired X-Ray Flat Panel Detectors  
 Test Item : General Radiated Emission  
 Test Date : 2019/10/03  
 Test Mode : Mode 2 SISO B: Transmit (802.11ac-80BW\_32.5Mbps)(5210MHz)

## Vertical



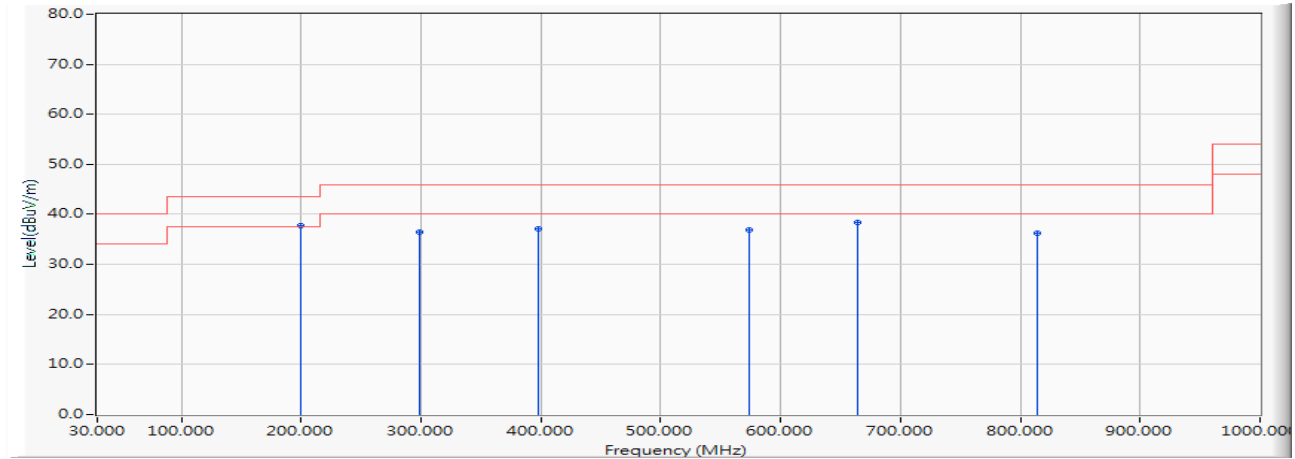
		Frequency (MHz)	Correct Factor (dB)	Reading Level (dBuV)	Measure Level (dBuV/m)	Margin (dB)	Limit (dBuV/m)	Detector Type
1		211.348	-18.181	51.984	33.802	-9.698	43.500	QUASIPeAK
2		299.913	-14.773	53.460	38.686	-7.314	46.000	QUASIPeAK
3	*	399.725	-13.696	52.493	38.797	-7.203	46.000	QUASIPeAK
4		571.232	-8.807	43.565	34.758	-11.242	46.000	QUASIPeAK
5		680.884	-9.227	45.535	36.308	-9.692	46.000	QUASIPeAK
6		765.232	-7.903	39.484	31.581	-14.419	46.000	QUASIPeAK

## Note:

1. All Readings below 1GHz are Quasi-Peak, above 1GHz are performed with peak and/or average measurements as necessary.
2. Measurement Level = Reading Level + Correct Factor.
3. Correct Factor = Antenna factor + Cable loss – Amplifier gain.
4. The emission levels of other frequencies are very lower than the limit and not show in test report.
5. No emission found between lowest internal used/generated frequency to 30MHz.

Product : Wireless/ Wired X-Ray Flat Panel Detectors  
 Test Item : General Radiated Emission  
 Test Date : 2019/10/03  
 Test Mode : Mode 2 SISO B: Transmit (802.11ac-80BW\_32.5Mbps)(5290MHz)

## Horizontal



		Frequency (MHz)	Correct Factor (dB)	Reading Level (dBuV)	Measure Level (dBuV/m)	Margin (dB)	Limit (dBuV/m)	Detector Type
1	*	200.101	-18.131	55.898	37.767	-5.733	43.500	QUASIPeAK
2		298.507	-15.074	51.462	36.388	-9.612	46.000	QUASIPeAK
3		398.319	-13.589	50.780	37.191	-8.809	46.000	QUASIPeAK
4		574.043	-8.376	45.168	36.791	-9.209	46.000	QUASIPeAK
5		664.014	-9.866	48.160	38.293	-7.707	46.000	QUASIPeAK
6		814.435	-8.930	45.187	36.257	-9.743	46.000	QUASIPeAK

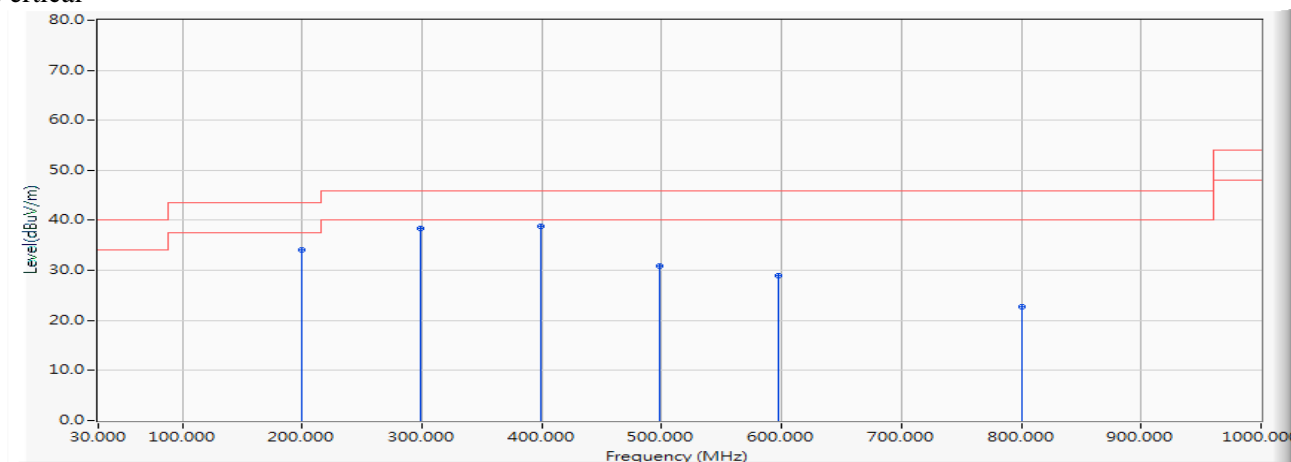
## Note:

1. All Readings below 1GHz are Quasi-Peak, above 1GHz are performed with peak and/or average measurements as necessary.
2. Measurement Level = Reading Level + Correct Factor.
3. Correct Factor = Antenna factor + Cable loss – Amplifier gain.
4. The emission levels of other frequencies are very lower than the limit and not show in test report.
5. No emission found between lowest internal used/generated frequency to 30MHz.



Product : Wireless/ Wired X-Ray Flat Panel Detectors  
 Test Item : General Radiated Emission  
 Test Date : 2019/10/03  
 Test Mode : Mode 2 SISO B: Transmit (802.11ac-80BW\_32.5Mbps)(5290MHz)

## Vertical



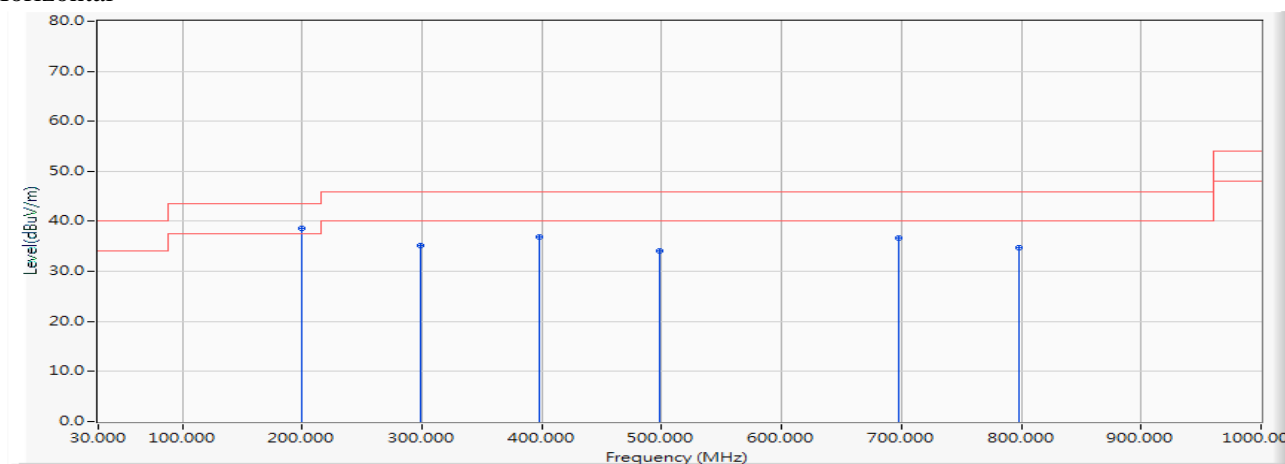
		Frequency (MHz)	Correct Factor (dB)	Reading Level (dBuV)	Measure Level (dBuV/m)	Margin (dB)	Limit (dBuV/m)	Detector Type
1		200.101	-18.131	52.193	34.062	-9.438	43.500	QUASIPeAK
2		298.507	-15.074	53.496	38.422	-7.578	46.000	QUASIPeAK
3	*	399.725	-13.696	52.490	38.794	-7.206	46.000	QUASIPeAK
4		498.130	-10.992	41.846	30.854	-15.146	46.000	QUASIPeAK
5		597.942	-6.648	35.498	28.851	-17.149	46.000	QUASIPeAK
6		800.377	-8.870	31.589	22.719	-23.281	46.000	QUASIPeAK

## Note:

1. All Readings below 1GHz are Quasi-Peak, above 1GHz are performed with peak and/or average measurements as necessary.
2. Measurement Level = Reading Level + Correct Factor.
3. Correct Factor = Antenna factor + Cable loss – Amplifier gain.
4. The emission levels of other frequencies are very lower than the limit and not show in test report.
5. No emission found between lowest internal used/generated frequency to 30MHz.

Product : Wireless/ Wired X-Ray Flat Panel Detectors  
 Test Item : General Radiated Emission  
 Test Date : 2019/10/03  
 Test Mode : Mode 2 SISO B: Transmit (802.11ac-80BW\_32.5Mbps)(5530MHz)

## Horizontal



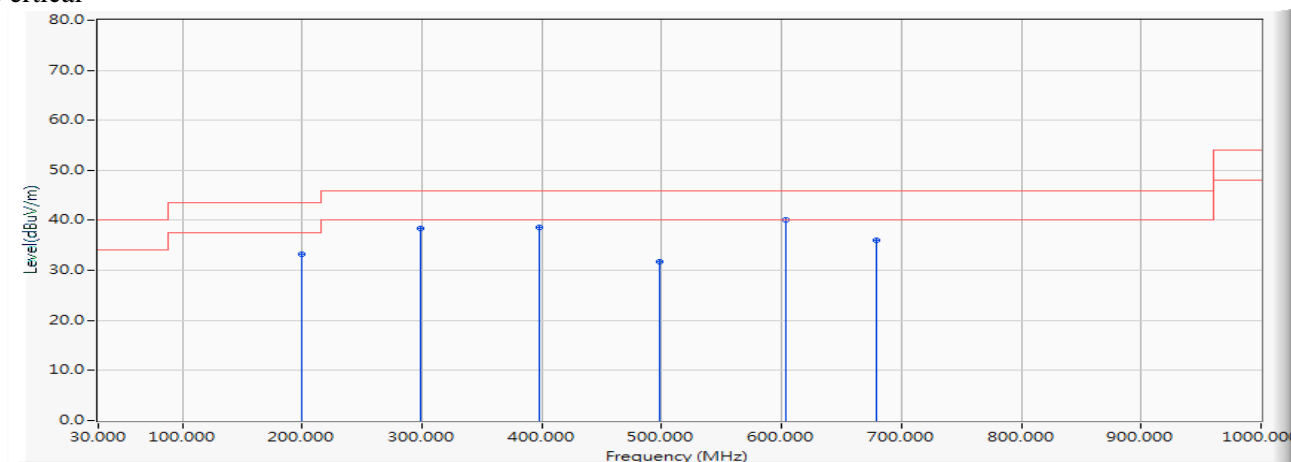
		Frequency (MHz)	Correct Factor (dB)	Reading Level (dBuV)	Measure Level (dBuV/m)	Margin (dB)	Limit (dBuV/m)	Detector Type
1	*	200.101	-18.131	56.746	38.615	-4.885	43.500	QUASIPeAK
2		298.507	-15.074	50.196	35.122	-10.878	46.000	QUASIPeAK
3		398.319	-13.589	50.469	36.880	-9.120	46.000	QUASIPeAK
4		498.130	-10.992	45.169	34.177	-11.823	46.000	QUASIPeAK
5		697.754	-9.148	45.826	36.677	-9.323	46.000	QUASIPeAK
6		797.565	-8.821	43.520	34.698	-11.302	46.000	QUASIPeAK

## Note:

1. All Readings below 1GHz are Quasi-Peak, above 1GHz are performed with peak and/or average measurements as necessary.
2. Measurement Level = Reading Level + Correct Factor.
3. Correct Factor = Antenna factor + Cable loss – Amplifier gain.
4. The emission levels of other frequencies are very lower than the limit and not show in test report.
5. No emission found between lowest internal used/generated frequency to 30MHz.

Product : Wireless/ Wired X-Ray Flat Panel Detectors  
 Test Item : General Radiated Emission  
 Test Date : 2019/10/03  
 Test Mode : Mode 2 SISO B: Transmit (802.11ac-80BW\_32.5Mbps)(5530MHz)

## Vertical



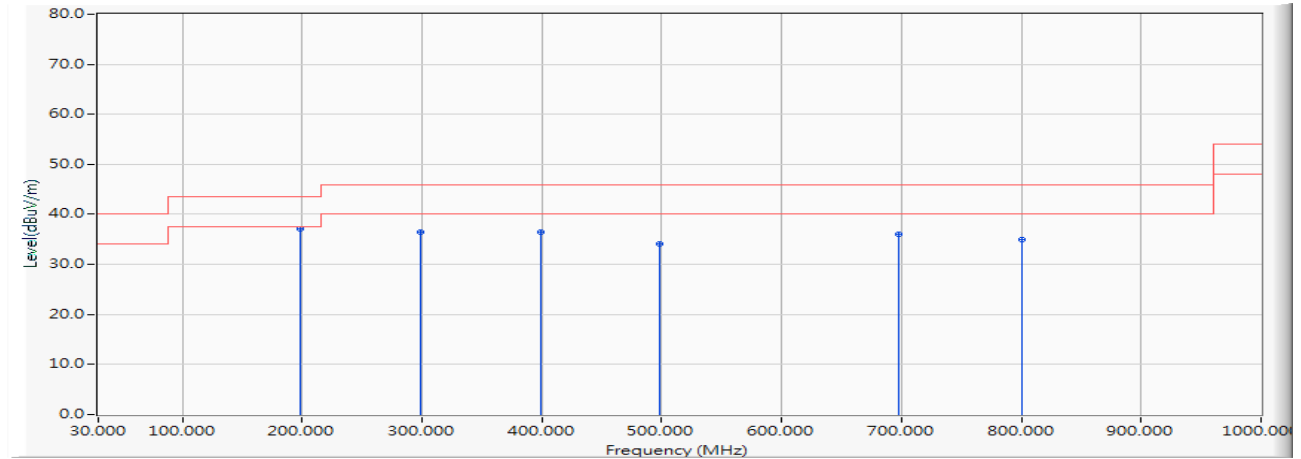
		Frequency (MHz)	Correct Factor (dB)	Reading Level (dBuV)	Measure Level (dBuV/m)	Margin (dB)	Limit (dBuV/m)	Detector Type
1		200.101	-18.131	51.269	33.138	-10.362	43.500	QUASIPeAK
2		298.507	-15.074	53.477	38.403	-7.597	46.000	QUASIPeAK
3		398.319	-13.589	52.174	38.585	-7.415	46.000	QUASIPeAK
4		498.130	-10.992	42.693	31.701	-14.299	46.000	QUASIPeAK
5	*	603.565	-6.810	46.815	40.005	-5.995	46.000	QUASIPeAK
6		679.478	-9.253	45.198	35.946	-10.054	46.000	QUASIPeAK

## Note:

1. All Readings below 1GHz are Quasi-Peak, above 1GHz are performed with peak and/or average measurements as necessary.
2. Measurement Level = Reading Level + Correct Factor.
3. Correct Factor = Antenna factor + Cable loss – Amplifier gain.
4. The emission levels of other frequencies are very lower than the limit and not show in test report.
5. No emission found between lowest internal used/generated frequency to 30MHz.

Product : Wireless/ Wired X-Ray Flat Panel Detectors  
 Test Item : General Radiated Emission  
 Test Date : 2019/10/03  
 Test Mode : Mode 2 SISO B: Transmit (802.11ac-80BW\_32.5Mbps)(5775MHz)

## Horizontal



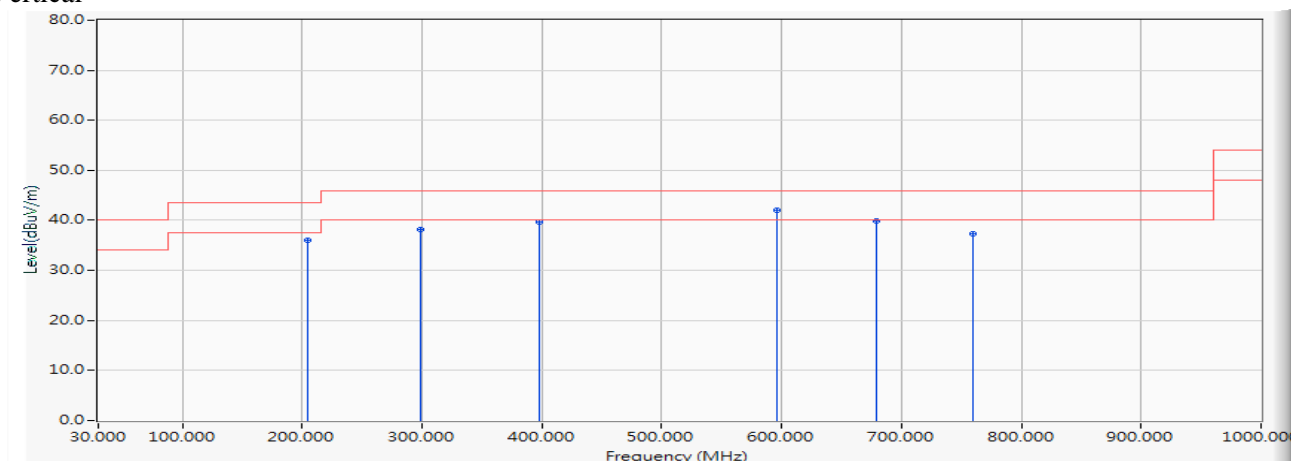
		Frequency (MHz)	Correct Factor (dB)	Reading Level (dBuV)	Measure Level (dBuV/m)	Margin (dB)	Limit (dBuV/m)	Detector Type
1	*	198.696	-18.197	55.196	36.998	-6.502	43.500	QUASIPeAK
2		298.507	-15.074	51.496	36.422	-9.578	46.000	QUASIPeAK
3		399.725	-13.696	50.198	36.502	-9.498	46.000	QUASIPeAK
4		498.130	-10.992	45.198	34.206	-11.794	46.000	QUASIPeAK
5		697.754	-9.148	45.198	36.049	-9.951	46.000	QUASIPeAK
6		800.377	-8.870	43.816	34.946	-11.054	46.000	QUASIPeAK

## Note:

1. All Readings below 1GHz are Quasi-Peak, above 1GHz are performed with peak and/or average measurements as necessary.
2. Measurement Level = Reading Level + Correct Factor.
3. Correct Factor = Antenna factor + Cable loss – Amplifier gain.
4. The emission levels of other frequencies are very lower than the limit and not show in test report.
5. No emission found between lowest internal used/generated frequency to 30MHz.

Product : Wireless/ Wired X-Ray Flat Panel Detectors  
 Test Item : General Radiated Emission  
 Test Date : 2019/10/03  
 Test Mode : Mode 2 SISO B: Transmit (802.11ac-80BW\_32.5Mbps)(5775MHz)

## Vertical



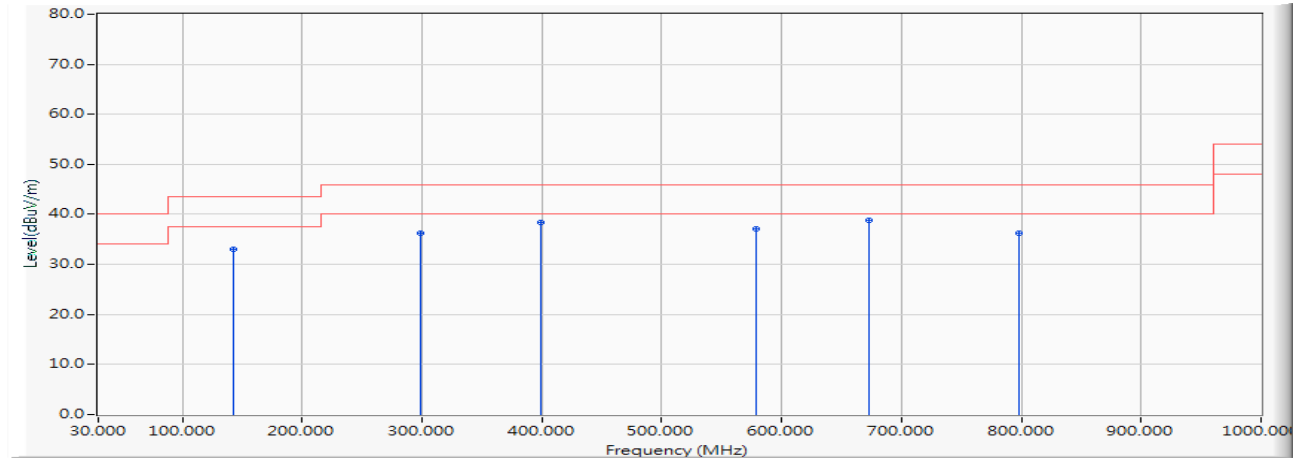
		Frequency (MHz)	Correct Factor (dB)	Reading Level (dBuV)	Measure Level (dBuV/m)	Margin (dB)	Limit (dBuV/m)	Detector Type
1		204.319	-18.148	54.182	36.034	-7.466	43.500	QUASIPeAK
2		298.507	-15.074	53.169	38.095	-7.905	46.000	QUASIPeAK
3		398.319	-13.589	53.179	39.590	-6.410	46.000	QUASIPeAK
4	*	596.536	-6.711	48.754	42.043	-3.957	46.000	QUASIPeAK
5		679.478	-9.253	49.183	39.931	-6.069	46.000	QUASIPeAK
6		759.609	-7.641	44.856	37.215	-8.785	46.000	QUASIPeAK

## Note:

1. All Readings below 1GHz are Quasi-Peak, above 1GHz are performed with peak and/or average measurements as necessary.
2. Measurement Level = Reading Level + Correct Factor.
3. Correct Factor = Antenna factor + Cable loss – Amplifier gain.
4. The emission levels of other frequencies are very lower than the limit and not show in test report.
5. No emission found between lowest internal used/generated frequency to 30MHz.

Product : Wireless/ Wired X-Ray Flat Panel Detectors  
 Test Item : General Radiated Emission  
 Test Date : 2019/09/25  
 Test Mode : Mode 3 MIMO: Transmit (802.11n-20BW\_14.4Mbps) (5200MHz)

## Horizontal



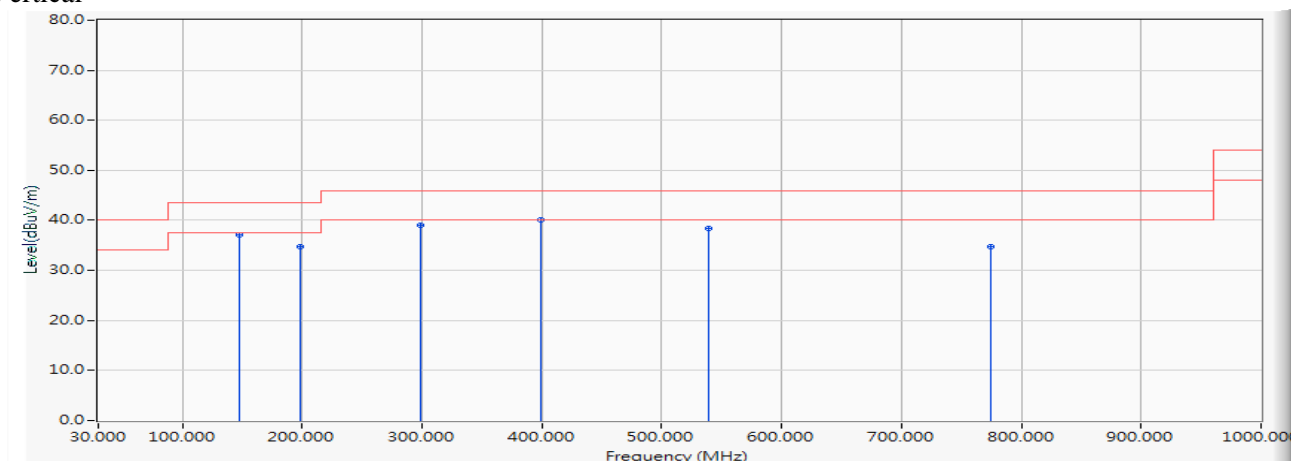
		Frequency (MHz)	Correct Factor (dB)	Reading Level (dBuV)	Measure Level (dBuV/m)	Margin (dB)	Limit (dBuV/m)	Detector Type
1		142.464	-18.156	51.096	32.939	-10.561	43.500	QUASIPeAK
2		298.507	-15.074	51.346	36.272	-9.728	46.000	QUASIPeAK
3		399.725	-13.696	52.098	38.402	-7.598	46.000	QUASIPeAK
4		578.261	-7.732	44.827	37.095	-8.905	46.000	QUASIPeAK
5	*	672.449	-9.534	48.367	38.833	-7.167	46.000	QUASIPeAK
6		797.565	-8.821	45.098	36.276	-9.724	46.000	QUASIPeAK

## Note:

1. All Readings below 1GHz are Quasi-Peak, above 1GHz are performed with peak and/or average measurements as necessary.
2. Measurement Level = Reading Level + Correct Factor.
3. Correct Factor = Antenna factor + Cable loss – Amplifier gain.
4. The emission levels of other frequencies are very lower than the limit and not show in test report.
5. No emission found between lowest internal used/generated frequency to 30MHz.

Product : Wireless/ Wired X-Ray Flat Panel Detectors  
 Test Item : General Radiated Emission  
 Test Date : 2019/09/25  
 Test Mode : Mode 3 MIMO: Transmit (802.11n-20BW\_14.4Mbps) (5200MHz)

## Vertical



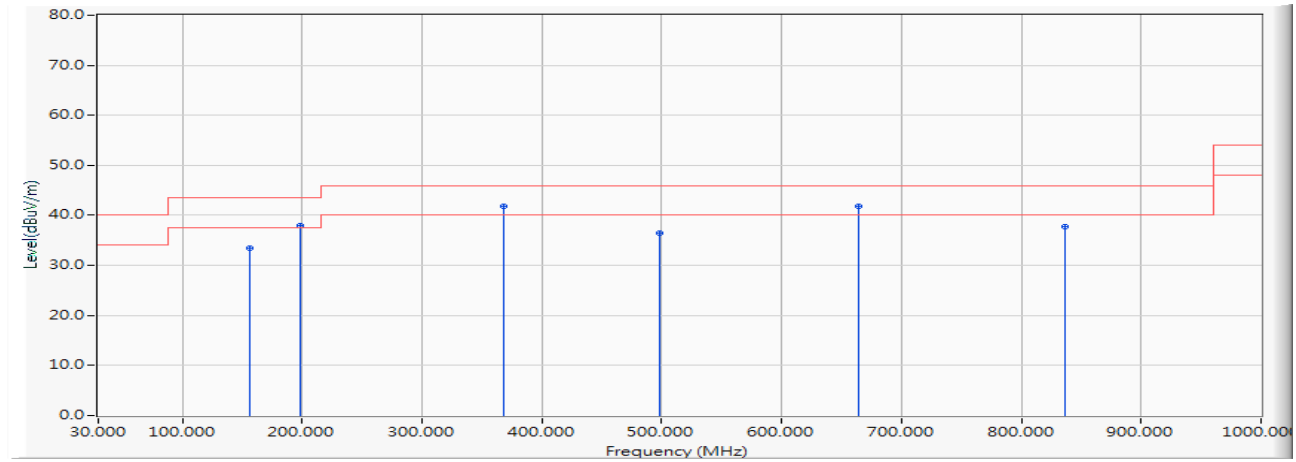
		Frequency (MHz)	Correct Factor (dB)	Reading Level (dBuV)	Measure Level (dBuV/m)	Margin (dB)	Limit (dBuV/m)	Detector Type
1		148.087	-19.408	56.498	37.090	-6.410	43.500	QUASIPeAK
2		198.696	-18.197	52.843	34.645	-8.855	43.500	QUASIPeAK
3		298.507	-15.074	54.036	38.962	-7.038	46.000	QUASIPeAK
4	*	399.725	-13.696	53.781	40.085	-5.915	46.000	QUASIPeAK
5		538.899	-11.393	49.763	38.371	-7.629	46.000	QUASIPeAK
6		775.072	-8.311	43.016	34.705	-11.295	46.000	QUASIPeAK

## Note:

1. All Readings below 1GHz are Quasi-Peak, above 1GHz are performed with peak and/or average measurements as necessary.
2. Measurement Level = Reading Level + Correct Factor.
3. Correct Factor = Antenna factor + Cable loss – Amplifier gain.
4. The emission levels of other frequencies are very lower than the limit and not show in test report.
5. No emission found between lowest internal used/generated frequency to 30MHz.

Product : Wireless/ Wired X-Ray Flat Panel Detectors  
 Test Item : General Radiated Emission  
 Test Date : 2019/09/25  
 Test Mode : Mode 3 MIMO: Transmit (802.11n-20BW\_14.4Mbps) (5280MHz)

## Horizontal



		Frequency (MHz)	Correct Factor (dB)	Reading Level (dBuV)	Measure Level (dBuV/m)	Margin (dB)	Limit (dBuV/m)	Detector Type
1		156.522	-20.425	53.846	33.421	-10.079	43.500	QUASIPeAK
2		198.696	-18.197	56.078	37.880	-5.620	43.500	QUASIPeAK
3		368.797	-12.446	54.206	41.759	-4.241	46.000	QUASIPeAK
4		498.130	-10.992	47.364	36.372	-9.628	46.000	QUASIPeAK
5	*	664.014	-9.866	51.793	41.926	-4.074	46.000	QUASIPeAK
6		836.928	-8.432	46.137	37.705	-8.295	46.000	QUASIPeAK

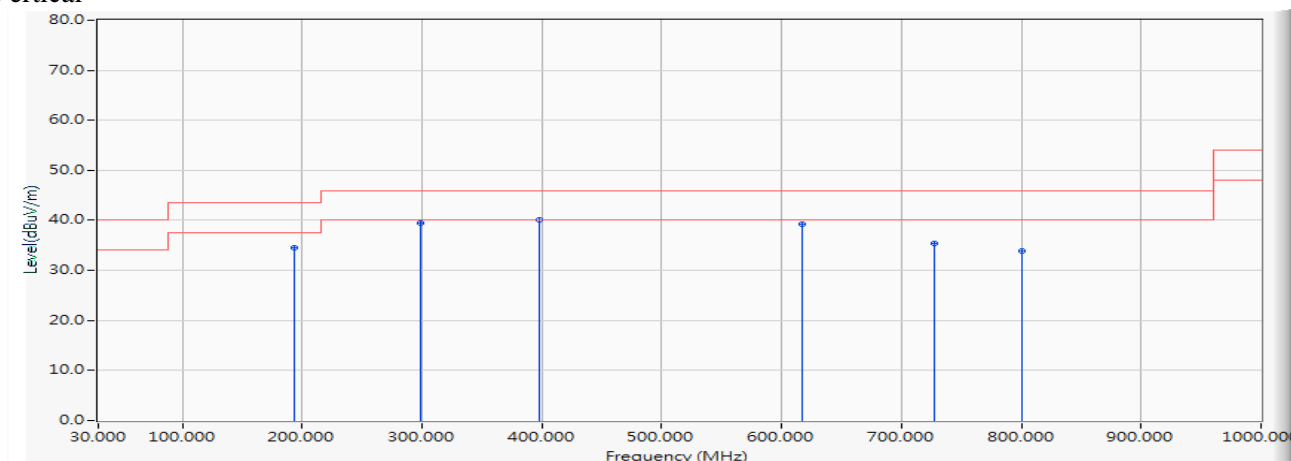
## Note:

1. All Readings below 1GHz are Quasi-Peak, above 1GHz are performed with peak and/or average measurements as necessary.
2. Measurement Level = Reading Level + Correct Factor.
3. Correct Factor = Antenna factor + Cable loss – Amplifier gain.
4. The emission levels of other frequencies are very lower than the limit and not show in test report.
5. No emission found between lowest internal used/generated frequency to 30MHz.



Product : Wireless/ Wired X-Ray Flat Panel Detectors  
 Test Item : General Radiated Emission  
 Test Date : 2019/09/25  
 Test Mode : Mode 3 MIMO: Transmit (802.11n-20BW\_14.4Mbps) (5280MHz)

## Vertical



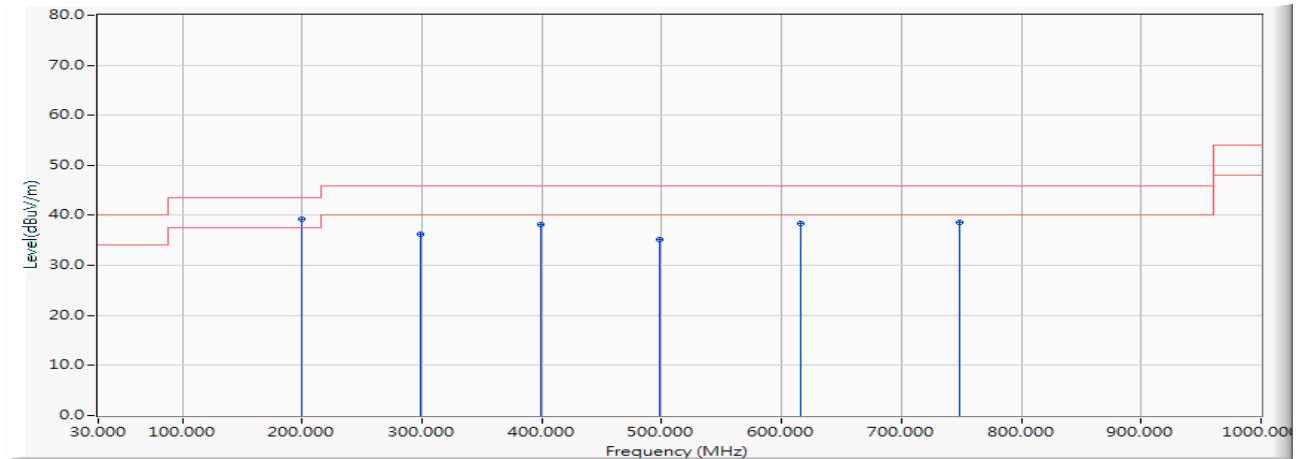
		Frequency (MHz)	Correct Factor (dB)	Reading Level (dBuV)	Measure Level (dBuV/m)	Margin (dB)	Limit (dBuV/m)	Detector Type
1		193.072	-18.541	53.169	34.629	-8.871	43.500	QUASIPeAK
2		298.507	-15.074	54.462	39.388	-6.612	46.000	QUASIPeAK
3	*	398.319	-13.589	53.698	40.109	-5.891	46.000	QUASIPeAK
4		617.623	-7.855	47.193	39.338	-6.662	46.000	QUASIPeAK
5		727.275	-7.659	43.069	35.410	-10.590	46.000	QUASIPeAK
6		800.377	-8.870	42.740	33.870	-12.130	46.000	QUASIPeAK

## Note:

1. All Readings below 1GHz are Quasi-Peak, above 1GHz are performed with peak and/or average measurements as necessary.
2. Measurement Level = Reading Level + Correct Factor.
3. Correct Factor = Antenna factor + Cable loss – Amplifier gain.
4. The emission levels of other frequencies are very lower than the limit and not show in test report.
5. No emission found between lowest internal used/generated frequency to 30MHz.

Product : Wireless/ Wired X-Ray Flat Panel Detectors  
 Test Item : General Radiated Emission  
 Test Date : 2019/09/25  
 Test Mode : Mode 3 MIMO: Transmit (802.11n-20BW\_14.4Mbps) (5600MHz)

## Horizontal



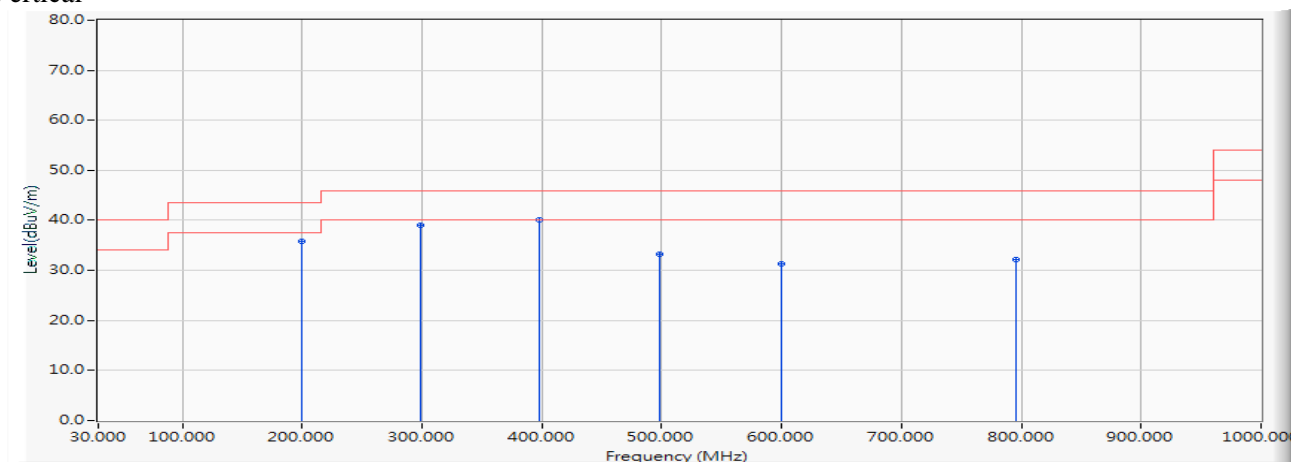
		Frequency (MHz)	Correct Factor (dB)	Reading Level (dBuV)	Measure Level (dBuV/m)	Margin (dB)	Limit (dBuV/m)	Detector Type
1	*	200.101	-18.131	57.310	39.179	-4.321	43.500	QUASIPeAK
2		298.507	-15.074	51.348	36.274	-9.726	46.000	QUASIPeAK
3		399.725	-13.696	51.978	38.282	-7.718	46.000	QUASIPeAK
4		498.130	-10.992	46.203	35.211	-10.789	46.000	QUASIPeAK
5		616.217	-7.745	46.038	38.292	-7.708	46.000	QUASIPeAK
6		748.362	-6.369	44.871	38.502	-7.498	46.000	QUASIPeAK

## Note:

1. All Readings below 1GHz are Quasi-Peak, above 1GHz are performed with peak and/or average measurements as necessary.
2. Measurement Level = Reading Level + Correct Factor.
3. Correct Factor = Antenna factor + Cable loss – Amplifier gain.
4. The emission levels of other frequencies are very lower than the limit and not show in test report.
5. No emission found between lowest internal used/generated frequency to 30MHz.

Product : Wireless/ Wired X-Ray Flat Panel Detectors  
 Test Item : General Radiated Emission  
 Test Date : 2019/09/25  
 Test Mode : Mode 3 MIMO: Transmit (802.11n-20BW\_14.4Mbps) (5600MHz)

## Vertical



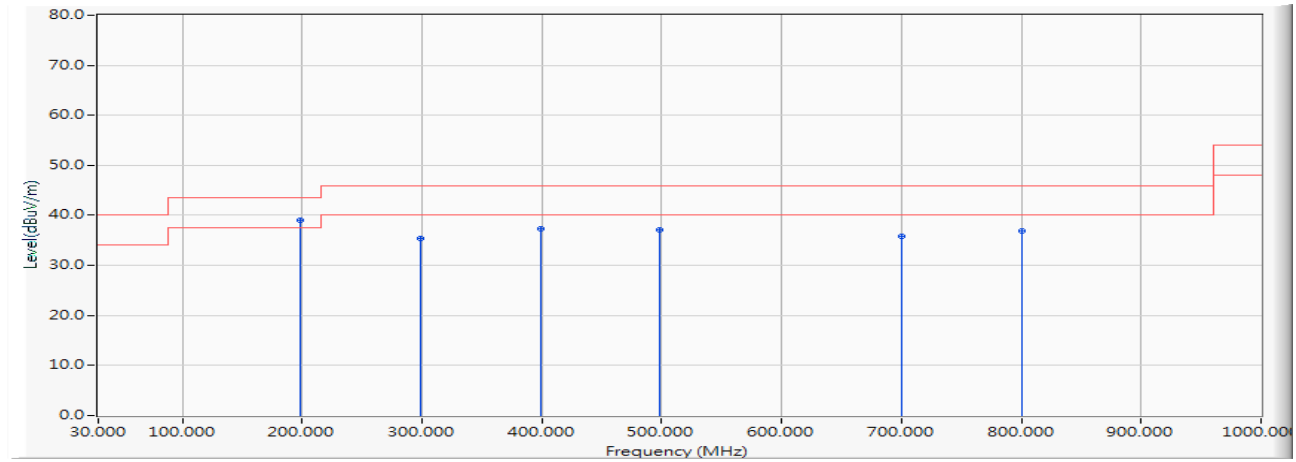
		Frequency (MHz)	Correct Factor (dB)	Reading Level (dBuV)	Measure Level (dBuV/m)	Margin (dB)	Limit (dBuV/m)	Detector Type
1		200.101	-18.131	53.846	35.715	-7.785	43.500	QUASIPeAK
2		298.507	-15.074	54.068	38.994	-7.006	46.000	QUASIPeAK
3	*	398.319	-13.589	53.696	40.107	-5.893	46.000	QUASIPeAK
4		498.130	-10.992	44.130	33.138	-12.862	46.000	QUASIPeAK
5		599.348	-6.581	37.903	31.322	-14.678	46.000	QUASIPeAK
6		796.159	-8.795	40.898	32.103	-13.897	46.000	QUASIPeAK

## Note:

1. All Readings below 1GHz are Quasi-Peak, above 1GHz are performed with peak and/or average measurements as necessary.
2. Measurement Level = Reading Level + Correct Factor.
3. Correct Factor = Antenna factor + Cable loss – Amplifier gain.
4. The emission levels of other frequencies are very lower than the limit and not show in test report.
5. No emission found between lowest internal used/generated frequency to 30MHz.

Product : Wireless/ Wired X-Ray Flat Panel Detectors  
 Test Item : General Radiated Emission  
 Test Date : 2019/09/25  
 Test Mode : Mode 3 MIMO: Transmit (802.11n-20BW\_14.4Mbps) (5720MHz)

## Horizontal



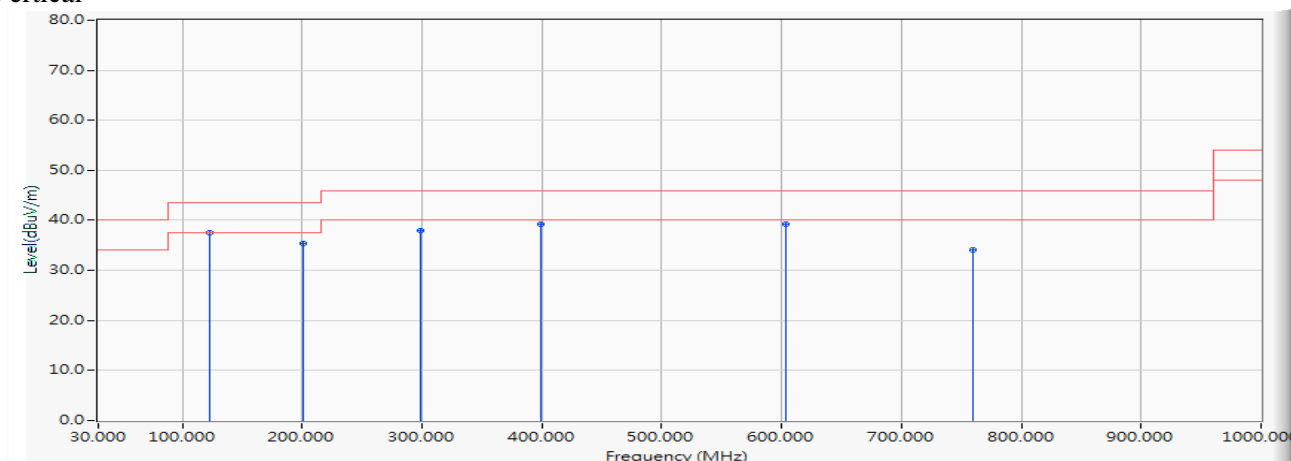
		Frequency (MHz)	Correct Factor (dB)	Reading Level (dBuV)	Measure Level (dBuV/m)	Margin (dB)	Limit (dBuV/m)	Detector Type
1	*	198.696	-18.197	57.139	38.941	-4.559	43.500	QUASIPeAK
2		298.507	-15.074	50.447	35.373	-10.627	46.000	QUASIPeAK
3		399.725	-13.696	51.090	37.394	-8.606	46.000	QUASIPeAK
4		498.130	-10.992	48.012	37.020	-8.980	46.000	QUASIPeAK
5		700.565	-9.112	44.891	35.779	-10.221	46.000	QUASIPeAK
6		800.377	-8.870	45.793	36.923	-9.077	46.000	QUASIPeAK

## Note:

1. All Readings below 1GHz are Quasi-Peak, above 1GHz are performed with peak and/or average measurements as necessary.
2. Measurement Level = Reading Level + Correct Factor.
3. Correct Factor = Antenna factor + Cable loss – Amplifier gain.
4. The emission levels of other frequencies are very lower than the limit and not show in test report.
5. No emission found between lowest internal used/generated frequency to 30MHz.

Product : Wireless/ Wired X-Ray Flat Panel Detectors  
 Test Item : General Radiated Emission  
 Test Date : 2019/09/25  
 Test Mode : Mode 3 MIMO: Transmit (802.11n-20BW\_14.4Mbps) (5720MHz)

## Vertical



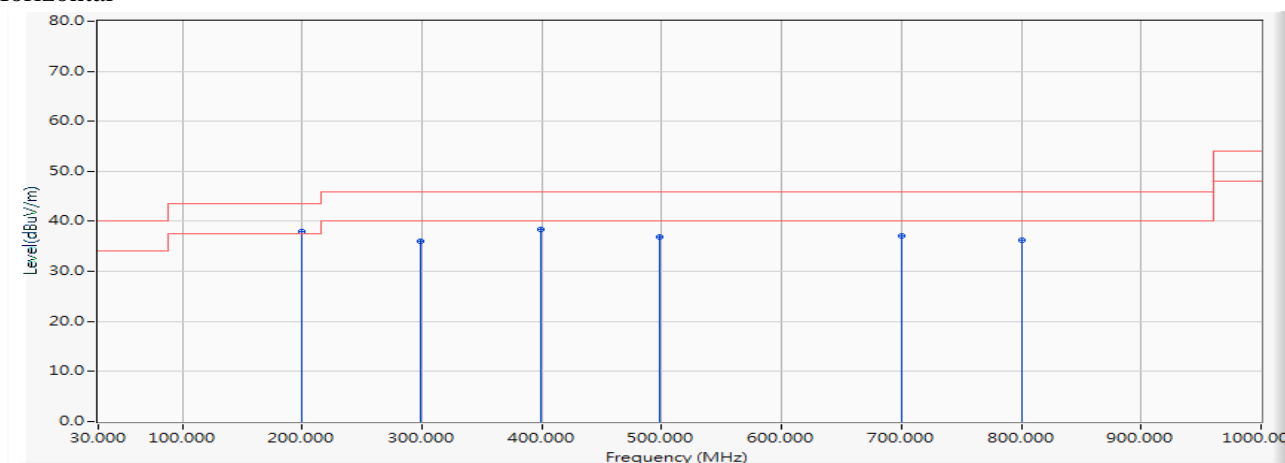
		Frequency (MHz)	Correct Factor (dB)	Reading Level (dBuV)	Measure Level (dBuV/m)	Margin (dB)	Limit (dBuV/m)	Detector Type
1	*	122.783	-16.674	54.193	37.519	-5.981	43.500	QUASIPeAK
2		201.507	-18.131	53.496	35.365	-8.135	43.500	QUASIPeAK
3		298.507	-15.074	53.129	38.055	-7.945	46.000	QUASIPeAK
4		399.725	-13.696	52.910	39.214	-6.786	46.000	QUASIPeAK
5		603.565	-6.810	45.964	39.154	-6.846	46.000	QUASIPeAK
6		759.609	-7.641	41.723	34.082	-11.918	46.000	QUASIPeAK

## Note:

1. All Readings below 1GHz are Quasi-Peak, above 1GHz are performed with peak and/or average measurements as necessary.
2. Measurement Level = Reading Level + Correct Factor.
3. Correct Factor = Antenna factor + Cable loss – Amplifier gain.
4. The emission levels of other frequencies are very lower than the limit and not show in test report.
5. No emission found between lowest internal used/generated frequency to 30MHz.

Product : Wireless/ Wired X-Ray Flat Panel Detectors  
 Test Item : General Radiated Emission  
 Test Date : 2019/09/25  
 Test Mode : Mode 3 MIMO: Transmit (802.11n-20BW\_14.4Mbps) (5785MHz)

## Horizontal



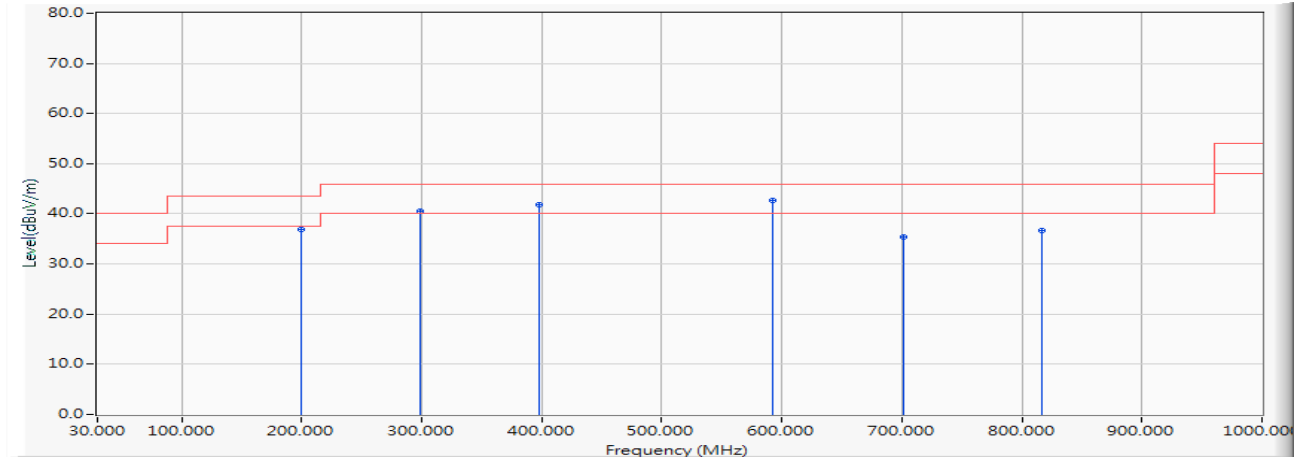
		Frequency (MHz)	Correct Factor (dB)	Reading Level (dBuV)	Measure Level (dBuV/m)	Margin (dB)	Limit (dBuV/m)	Detector Type
1	*	200.101	-18.131	56.067	37.936	-5.564	43.500	QUASIPeAK
2		298.507	-15.074	51.067	35.993	-10.007	46.000	QUASIPeAK
3		399.725	-13.696	52.093	38.397	-7.603	46.000	QUASIPeAK
4		498.130	-10.992	47.843	36.851	-9.149	46.000	QUASIPeAK
5		700.565	-9.112	46.139	37.027	-8.973	46.000	QUASIPeAK
6		800.377	-8.870	45.097	36.227	-9.773	46.000	QUASIPeAK

## Note:

1. All Readings below 1GHz are Quasi-Peak, above 1GHz are performed with peak and/or average measurements as necessary.
2. Measurement Level = Reading Level + Correct Factor.
3. Correct Factor = Antenna factor + Cable loss – Amplifier gain.
4. The emission levels of other frequencies are very lower than the limit and not show in test report.
5. No emission found between lowest internal used/generated frequency to 30MHz.

Product : Wireless/ Wired X-Ray Flat Panel Detectors  
 Test Item : General Radiated Emission  
 Test Date : 2019/09/25  
 Test Mode : Mode 3 MIMO: Transmit (802.11n-20BW\_14.4Mbps) (5785MHz)

## Vertical



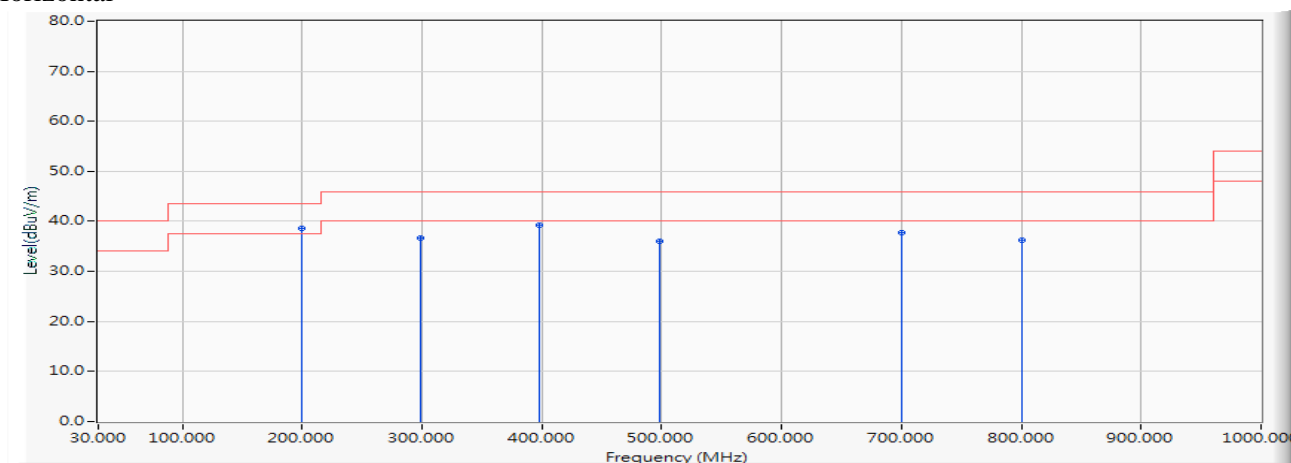
		Frequency (MHz)	Correct Factor (dB)	Reading Level (dBuV)	Measure Level (dBuV/m)	Margin (dB)	Limit (dBuV/m)	Detector Type
1		200.101	-17.004	53.875	36.871	-6.629	43.500	QUASIPeAK
2		298.507	-14.208	54.658	40.451	-5.549	46.000	QUASIPeAK
3		398.319	-11.969	53.754	41.785	-4.215	46.000	QUASIPeAK
4	*	592.319	-6.022	48.662	42.640	-3.360	46.000	QUASIPeAK
5		701.971	-8.484	43.812	35.328	-10.672	46.000	QUASIPeAK
6		817.246	-7.682	44.376	36.694	-9.306	46.000	QUASIPeAK

## Note:

1. All Readings below 1GHz are Quasi-Peak, above 1GHz are performed with peak and/or average measurements as necessary.
2. Measurement Level = Reading Level + Correct Factor.
3. Correct Factor = Antenna factor + Cable loss – Amplifier gain.
4. The emission levels of other frequencies are very lower than the limit and not show in test report.
5. No emission found between lowest internal used/generated frequency to 30MHz.

Product : Wireless/ Wired X-Ray Flat Panel Detectors  
 Test Item : General Radiated Emission  
 Test Date : 2019/09/25  
 Test Mode : Mode 3 MIMO: Transmit (802.11n-40BW\_30Mbps) (5230MHz)

## Horizontal



		Frequency (MHz)	Correct Factor (dB)	Reading Level (dBuV)	Measure Level (dBuV/m)	Margin (dB)	Limit (dBuV/m)	Detector Type
1	*	200.101	-18.131	56.815	38.684	-4.816	43.500	QUASIPeAK
2		298.507	-15.074	51.793	36.719	-9.281	46.000	QUASIPeAK
3		398.319	-13.589	52.743	39.154	-6.846	46.000	QUASIPeAK
4		498.130	-10.992	47.066	36.074	-9.926	46.000	QUASIPeAK
5		700.565	-9.112	46.882	37.770	-8.230	46.000	QUASIPeAK
6		800.377	-8.870	45.169	36.299	-9.701	46.000	QUASIPeAK

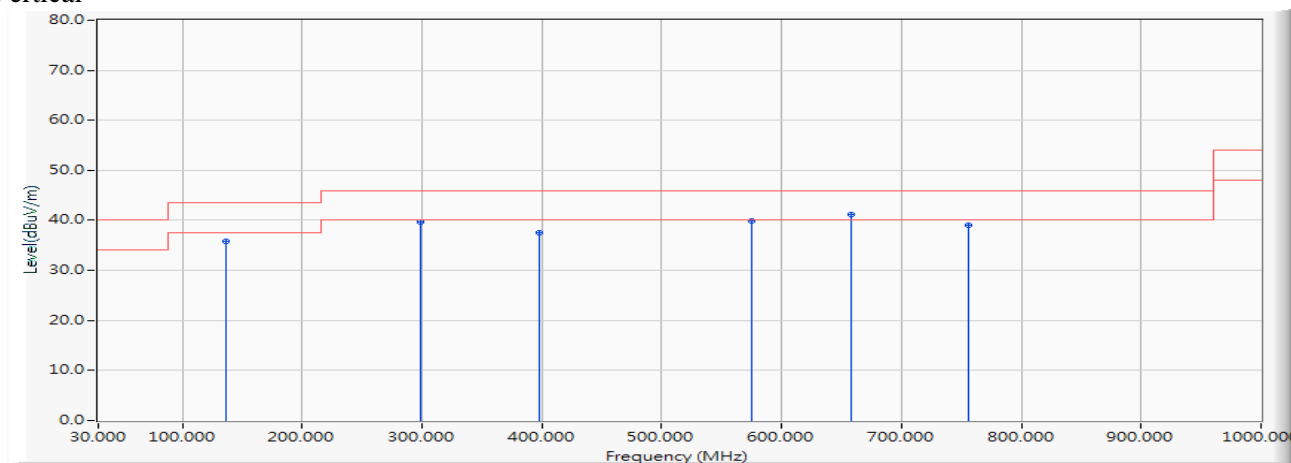
## Note:

1. All Readings below 1GHz are Quasi-Peak, above 1GHz are performed with peak and/or average measurements as necessary.
2. Measurement Level = Reading Level + Correct Factor.
3. Correct Factor = Antenna factor + Cable loss – Amplifier gain.
4. The emission levels of other frequencies are very lower than the limit and not show in test report.
5. No emission found between lowest internal used/generated frequency to 30MHz.



Product : Wireless/ Wired X-Ray Flat Panel Detectors  
 Test Item : General Radiated Emission  
 Test Date : 2019/09/25  
 Test Mode : Mode 3 MIMO: Transmit (802.11n-40BW\_30Mbps) (5230MHz)

## Vertical



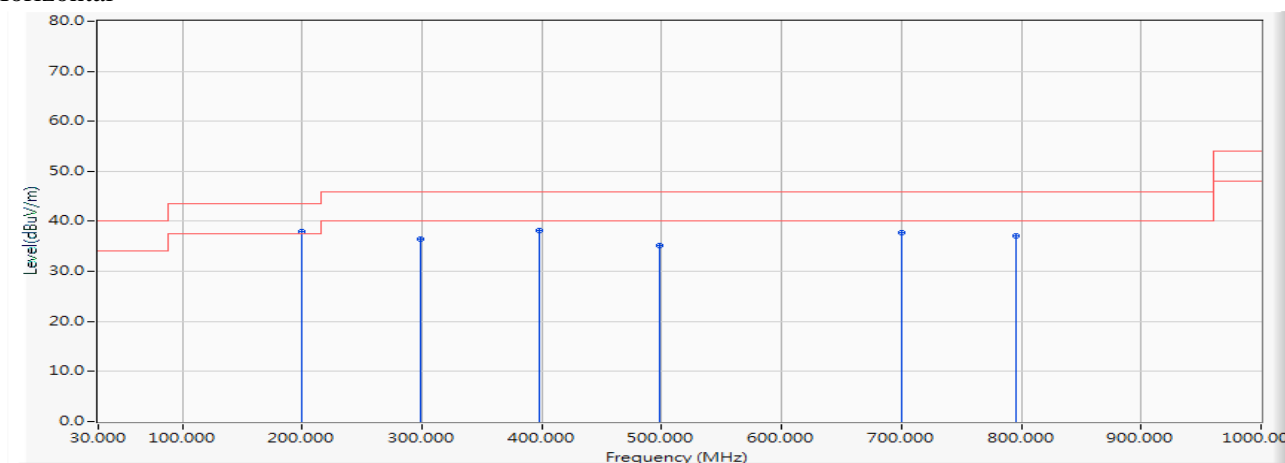
		Frequency (MHz)	Correct Factor (dB)	Reading Level (dBuV)	Measure Level (dBuV/m)	Margin (dB)	Limit (dBuV/m)	Detector Type
1		136.841	-17.121	52.993	35.873	-7.627	43.500	QUASIPeAK
2		298.507	-15.074	54.781	39.707	-6.293	46.000	QUASIPeAK
3		398.319	-13.589	51.078	37.489	-8.511	46.000	QUASIPeAK
4		575.449	-8.160	48.036	39.875	-6.125	46.000	QUASIPeAK
5	*	658.391	-9.908	51.079	41.170	-4.830	46.000	QUASIPeAK
6		755.391	-7.159	46.182	39.024	-6.976	46.000	QUASIPeAK

## Note:

1. All Readings below 1GHz are Quasi-Peak, above 1GHz are performed with peak and/or average measurements as necessary.
2. Measurement Level = Reading Level + Correct Factor.
3. Correct Factor = Antenna factor + Cable loss – Amplifier gain.
4. The emission levels of other frequencies are very lower than the limit and not show in test report.
5. No emission found between lowest internal used/generated frequency to 30MHz.

Product : Wireless/ Wired X-Ray Flat Panel Detectors  
 Test Item : General Radiated Emission  
 Test Date : 2019/09/25  
 Test Mode : Mode 3 MIMO: Transmit (802.11n-40BW\_30Mbps) (5310MHz)

## Horizontal



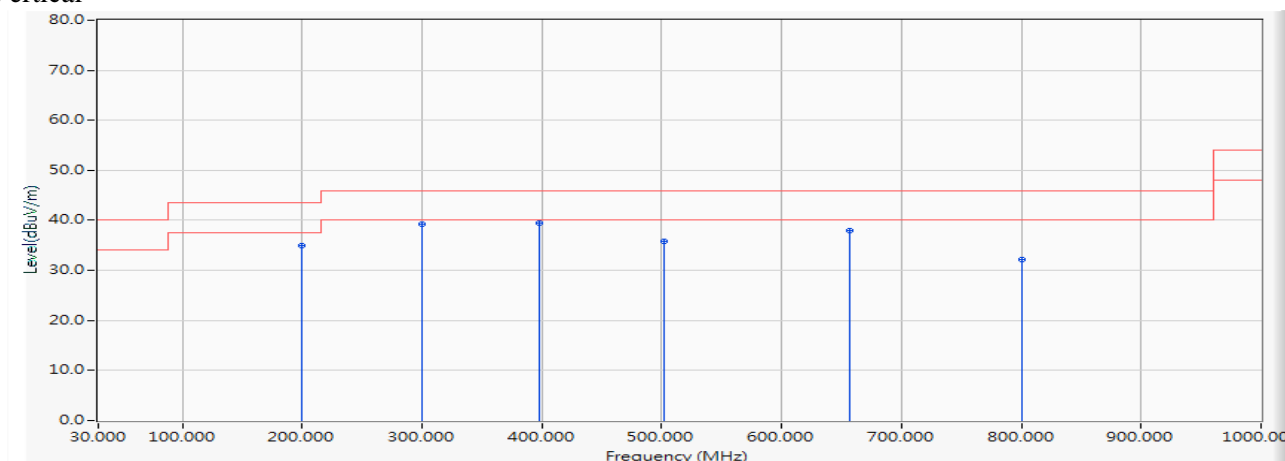
		Frequency (MHz)	Correct Factor (dB)	Reading Level (dBuV)	Measure Level (dBuV/m)	Margin (dB)	Limit (dBuV/m)	Detector Type
1	*	200.101	-18.131	56.098	37.967	-5.533	43.500	QUASIPeAK
2		298.507	-15.074	51.463	36.389	-9.611	46.000	QUASIPeAK
3		398.319	-13.589	51.731	38.142	-7.858	46.000	QUASIPeAK
4		498.130	-10.992	46.168	35.176	-10.824	46.000	QUASIPeAK
5		700.565	-9.112	46.816	37.704	-8.296	46.000	QUASIPeAK
6		796.159	-8.795	45.816	37.021	-8.979	46.000	QUASIPeAK

## Note:

1. All Readings below 1GHz are Quasi-Peak, above 1GHz are performed with peak and/or average measurements as necessary.
2. Measurement Level = Reading Level + Correct Factor.
3. Correct Factor = Antenna factor + Cable loss – Amplifier gain.
4. The emission levels of other frequencies are very lower than the limit and not show in test report.
5. No emission found between lowest internal used/generated frequency to 30MHz.

Product : Wireless/ Wired X-Ray Flat Panel Detectors  
 Test Item : General Radiated Emission  
 Test Date : 2019/09/25  
 Test Mode : Mode 3 MIMO: Transmit (802.11n-40BW\_30Mbps) (5310MHz)

## Vertical



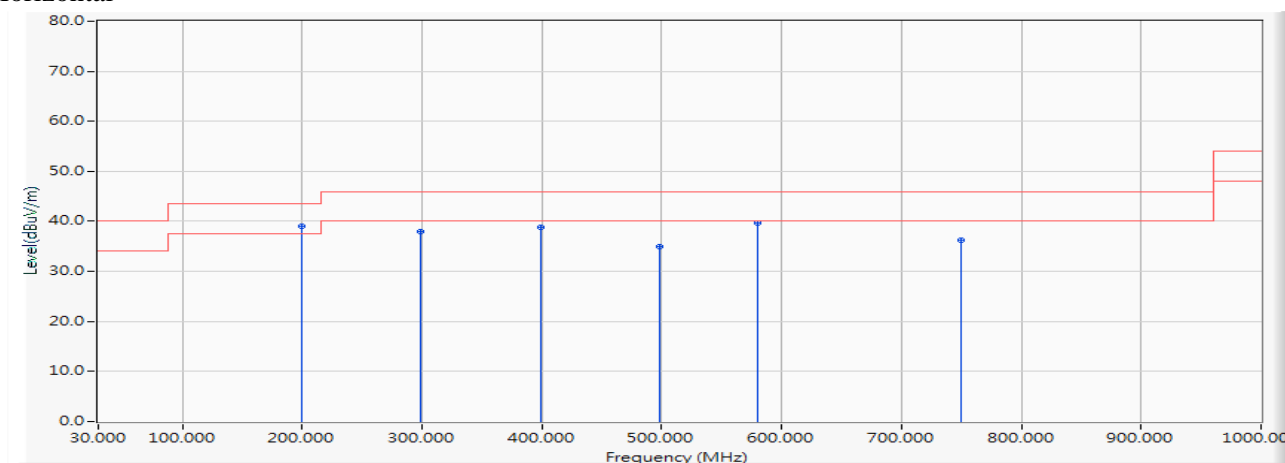
		Frequency (MHz)	Correct Factor (dB)	Reading Level (dBuV)	Measure Level (dBuV/m)	Margin (dB)	Limit (dBuV/m)	Detector Type
1		200.101	-18.131	52.985	34.854	-8.646	43.500	QUASIPeAK
2		299.913	-14.773	54.036	39.262	-6.738	46.000	QUASIPeAK
3	*	398.319	-13.589	53.060	39.471	-6.529	46.000	QUASIPeAK
4		502.348	-10.910	46.723	35.813	-10.187	46.000	QUASIPeAK
5		656.986	-9.813	47.733	37.920	-8.080	46.000	QUASIPeAK
6		800.377	-8.870	41.093	32.223	-13.777	46.000	QUASIPeAK

## Note:

1. All Readings below 1GHz are Quasi-Peak, above 1GHz are performed with peak and/or average measurements as necessary.
2. Measurement Level = Reading Level + Correct Factor.
3. Correct Factor = Antenna factor + Cable loss – Amplifier gain.
4. The emission levels of other frequencies are very lower than the limit and not show in test report.
5. No emission found between lowest internal used/generated frequency to 30MHz.

Product : Wireless/ Wired X-Ray Flat Panel Detectors  
 Test Item : General Radiated Emission  
 Test Date : 2019/09/25  
 Test Mode : Mode 3 MIMO: Transmit (802.11n-40BW\_30Mbps) (5590MHz)

## Horizontal



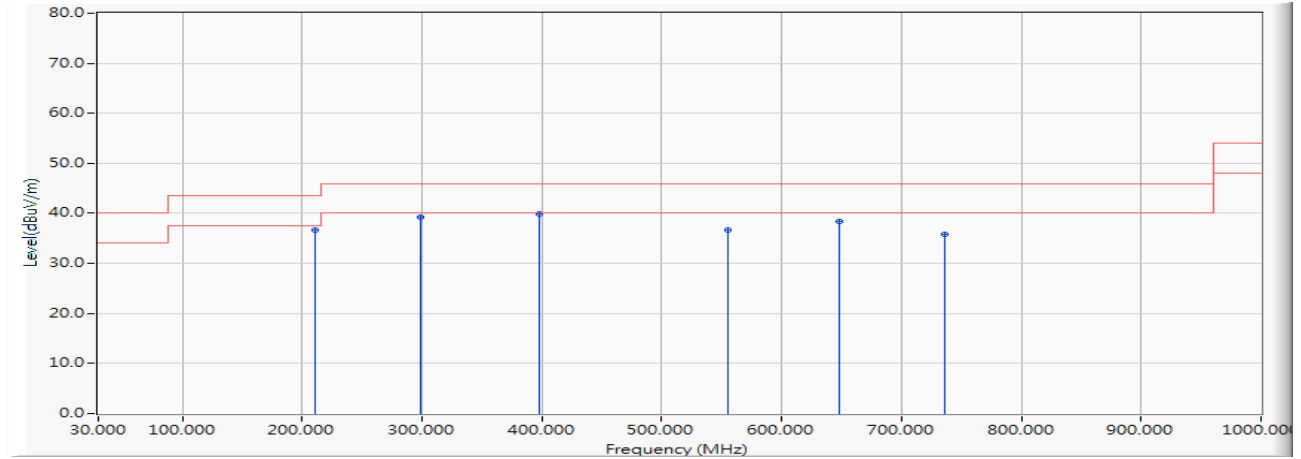
		Frequency (MHz)	Correct Factor (dB)	Reading Level (dBuV)	Measure Level (dBuV/m)	Margin (dB)	Limit (dBuV/m)	Detector Type
1	*	200.101	-18.131	57.169	39.038	-4.462	43.500	QUASIPeAK
2		298.507	-15.074	52.956	37.882	-8.118	46.000	QUASIPeAK
3		399.725	-13.696	52.480	38.784	-7.216	46.000	QUASIPeAK
4		498.130	-10.992	45.974	34.982	-11.018	46.000	QUASIPeAK
5		579.667	-7.518	47.193	39.675	-6.325	46.000	QUASIPeAK
6		749.768	-6.519	42.856	36.337	-9.663	46.000	QUASIPeAK

## Note:

1. All Readings below 1GHz are Quasi-Peak, above 1GHz are performed with peak and/or average measurements as necessary.
2. Measurement Level = Reading Level + Correct Factor.
3. Correct Factor = Antenna factor + Cable loss – Amplifier gain.
4. The emission levels of other frequencies are very lower than the limit and not show in test report.
5. No emission found between lowest internal used/generated frequency to 30MHz.

Product : Wireless/ Wired X-Ray Flat Panel Detectors  
 Test Item : General Radiated Emission  
 Test Date : 2019/09/25  
 Test Mode : Mode 3 MIMO: Transmit (802.11n-40BW\_30Mbps) (5590MHz)

## Vertical



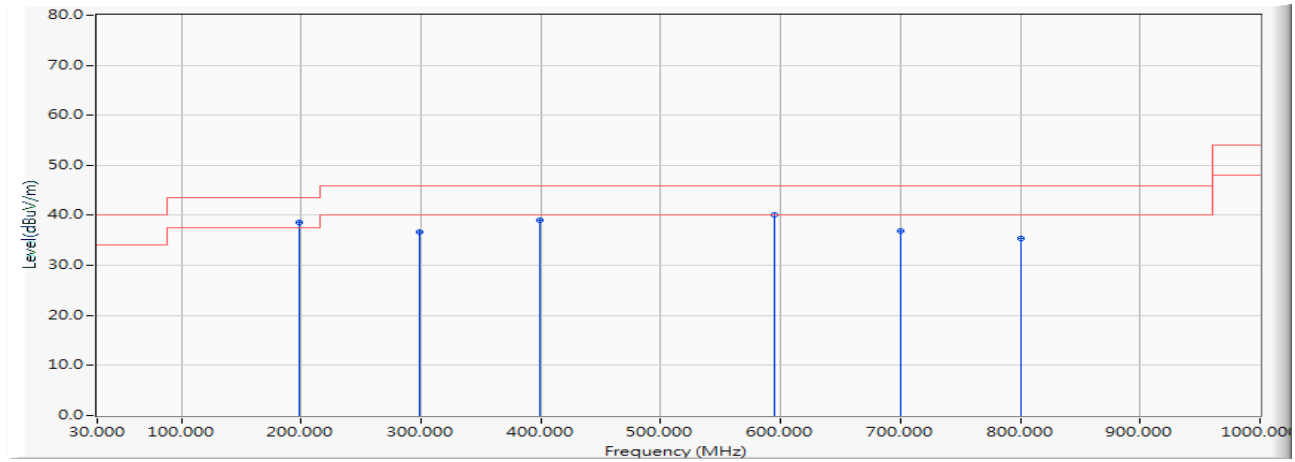
		Frequency (MHz)	Correct Factor (dB)	Reading Level (dBuV)	Measure Level (dBuV/m)	Margin (dB)	Limit (dBuV/m)	Detector Type
1		211.348	-18.181	54.786	36.604	-6.896	43.500	QUASIPeAK
2		298.507	-15.074	54.364	39.290	-6.710	46.000	QUASIPeAK
3	*	398.319	-13.589	53.446	39.857	-6.143	46.000	QUASIPeAK
4		555.768	-10.689	47.459	36.770	-9.230	46.000	QUASIPeAK
5		648.551	-9.245	47.637	38.392	-7.608	46.000	QUASIPeAK
6		735.710	-6.185	41.965	35.780	-10.220	46.000	QUASIPeAK

## Note:

1. All Readings below 1GHz are Quasi-Peak, above 1GHz are performed with peak and/or average measurements as necessary.
2. Measurement Level = Reading Level + Correct Factor.
3. Correct Factor = Antenna factor + Cable loss – Amplifier gain.
4. The emission levels of other frequencies are very lower than the limit and not show in test report.
5. No emission found between lowest internal used/generated frequency to 30MHz.

Product : Wireless/ Wired X-Ray Flat Panel Detectors  
 Test Item : General Radiated Emission  
 Test Date : 2019/09/25  
 Test Mode : Mode 3 MIMO: Transmit (802.11n-40BW\_30Mbps) (5710MHz)

## Horizontal



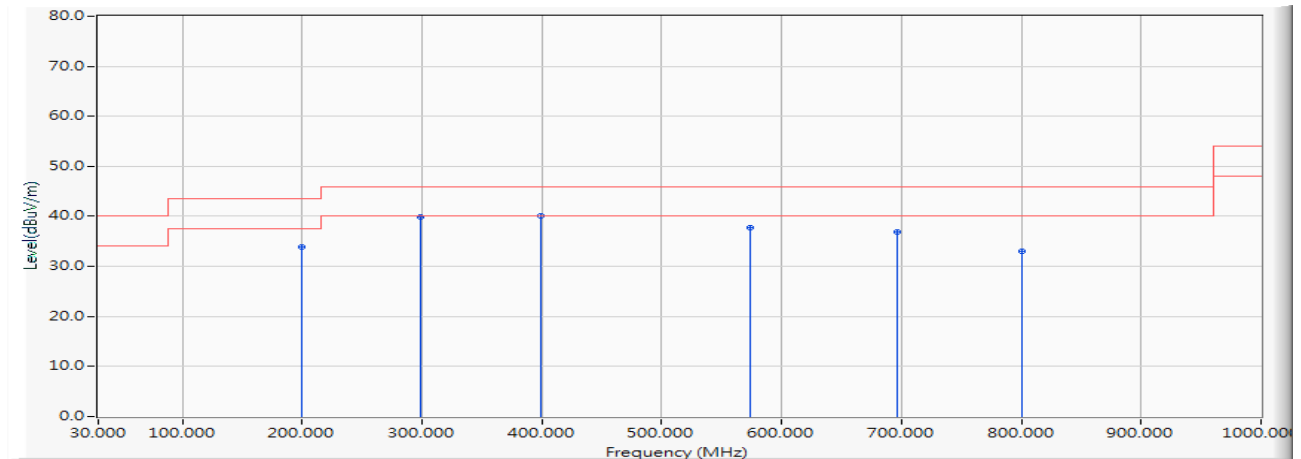
		Frequency (MHz)	Correct Factor (dB)	Reading Level (dBuV)	Measure Level (dBuV/m)	Margin (dB)	Limit (dBuV/m)	Detector Type
1	*	198.696	-18.197	56.703	38.505	-4.995	43.500	QUASIPeAK
2		298.507	-15.074	51.785	36.711	-9.289	46.000	QUASIPeAK
3		399.725	-13.696	52.746	39.050	-6.950	46.000	QUASIPeAK
4		595.130	-6.778	46.796	40.019	-5.981	46.000	QUASIPeAK
5		700.565	-9.112	45.913	36.801	-9.199	46.000	QUASIPeAK
6		800.377	-8.870	44.347	35.477	-10.523	46.000	QUASIPeAK

## Note:

1. All Readings below 1GHz are Quasi-Peak, above 1GHz are performed with peak and/or average measurements as necessary.
2. Measurement Level = Reading Level + Correct Factor.
3. Correct Factor = Antenna factor + Cable loss – Amplifier gain.
4. The emission levels of other frequencies are very lower than the limit and not show in test report.
5. No emission found between lowest internal used/generated frequency to 30MHz.

Product : Wireless/ Wired X-Ray Flat Panel Detectors  
 Test Item : General Radiated Emission  
 Test Date : 2019/09/25  
 Test Mode : Mode 3 MIMO: Transmit (802.11n-40BW\_30Mbps) (5710MHz)

## Vertical



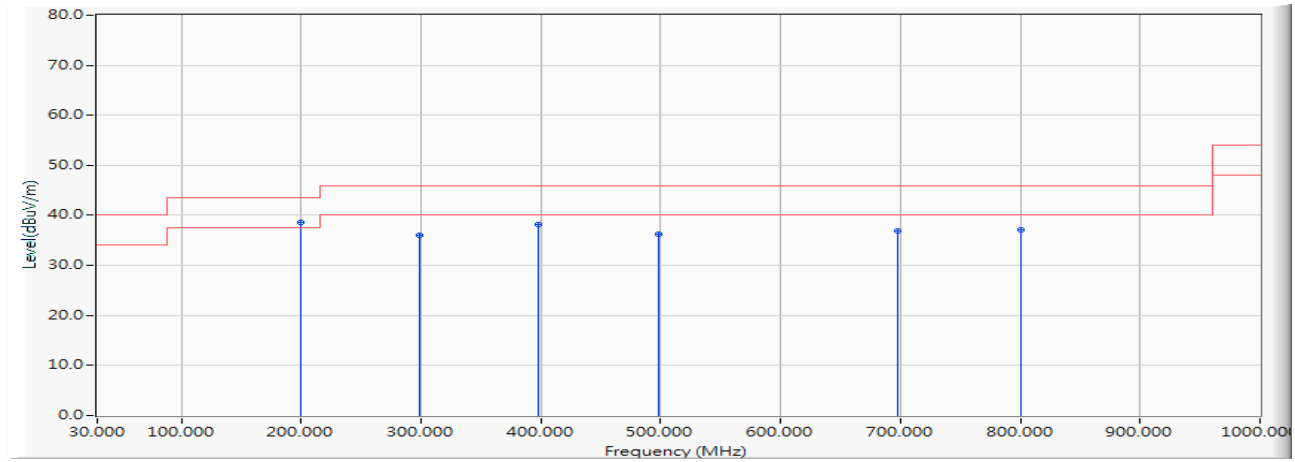
		Frequency (MHz)	Correct Factor (dB)	Reading Level (dBuV)	Measure Level (dBuV/m)	Margin (dB)	Limit (dBuV/m)	Detector Type
1		200.101	-18.131	51.998	33.867	-9.633	43.500	QUASIPeAK
2		298.507	-15.074	54.931	39.857	-6.143	46.000	QUASIPeAK
3	*	399.725	-13.696	53.746	40.050	-5.950	46.000	QUASIPeAK
4		574.043	-8.376	46.198	37.821	-8.179	46.000	QUASIPeAK
5		696.348	-9.166	46.103	36.937	-9.063	46.000	QUASIPeAK
6		800.377	-8.870	41.796	32.926	-13.074	46.000	QUASIPeAK

## Note:

1. All Readings below 1GHz are Quasi-Peak, above 1GHz are performed with peak and/or average measurements as necessary.
2. Measurement Level = Reading Level + Correct Factor.
3. Correct Factor = Antenna factor + Cable loss – Amplifier gain.
4. The emission levels of other frequencies are very lower than the limit and not show in test report.
5. No emission found between lowest internal used/generated frequency to 30MHz.

Product : Wireless/ Wired X-Ray Flat Panel Detectors  
 Test Item : General Radiated Emission  
 Test Date : 2019/09/25  
 Test Mode : Mode 3 MIMO: Transmit (802.11n-40BW\_30Mbps) (5795MHz)

## Horizontal



		Frequency (MHz)	Correct Factor (dB)	Reading Level (dBuV)	Measure Level (dBuV/m)	Margin (dB)	Limit (dBuV/m)	Detector Type
1	*	200.101	-18.131	56.813	38.682	-4.818	43.500	QUASIPeAK
2		298.507	-15.074	51.093	36.019	-9.981	46.000	QUASIPeAK
3		398.319	-13.589	51.746	38.157	-7.843	46.000	QUASIPeAK
4		498.130	-10.992	47.312	36.320	-9.680	46.000	QUASIPeAK
5		697.754	-9.148	46.076	36.927	-9.073	46.000	QUASIPeAK
6		800.377	-8.870	46.003	37.133	-8.867	46.000	QUASIPeAK

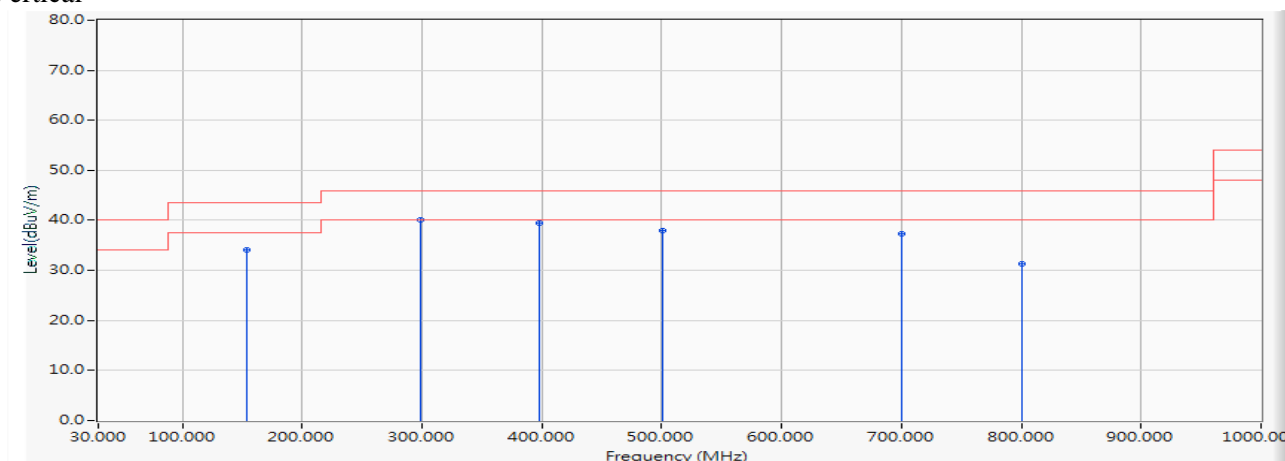
## Note:

1. All Readings below 1GHz are Quasi-Peak, above 1GHz are performed with peak and/or average measurements as necessary.
2. Measurement Level = Reading Level + Correct Factor.
3. Correct Factor = Antenna factor + Cable loss – Amplifier gain.
4. The emission levels of other frequencies are very lower than the limit and not show in test report.
5. No emission found between lowest internal used/generated frequency to 30MHz.



Product : Wireless/ Wired X-Ray Flat Panel Detectors  
 Test Item : General Radiated Emission  
 Test Date : 2019/09/25  
 Test Mode : Mode 3 MIMO: Transmit (802.11n-40BW\_30Mbps) (5795MHz)

## Vertical



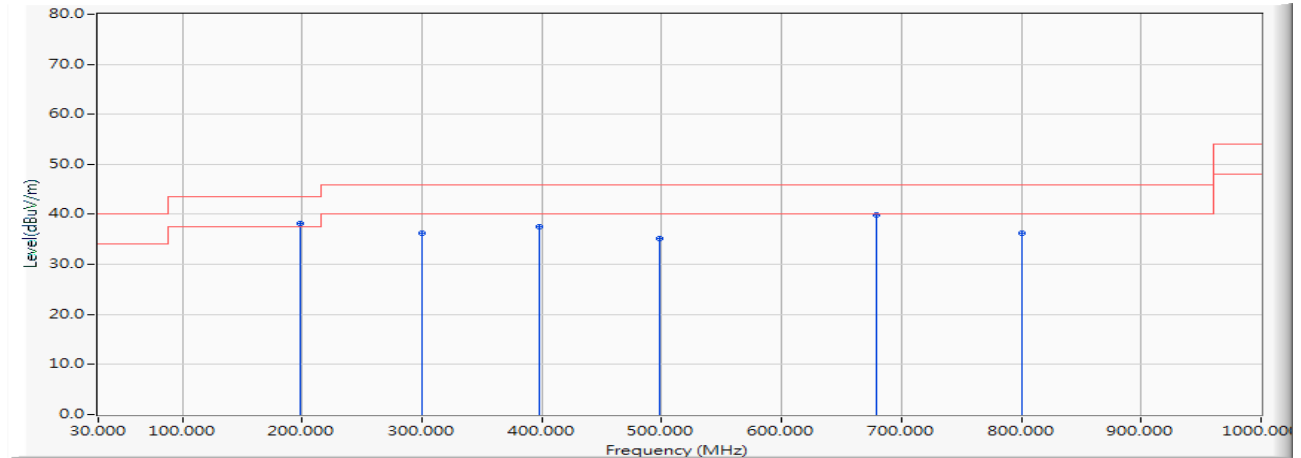
		Frequency (MHz)	Correct Factor (dB)	Reading Level (dBuV)	Measure Level (dBuV/m)	Margin (dB)	Limit (dBuV/m)	Detector Type
1		153.710	-20.167	54.166	33.998	-9.502	43.500	QUASIPeAK
2	*	298.507	-15.074	55.079	40.005	-5.995	46.000	QUASIPeAK
3		398.319	-13.589	53.106	39.517	-6.483	46.000	QUASIPeAK
4		500.942	-10.881	48.763	37.883	-8.117	46.000	QUASIPeAK
5		700.565	-9.112	46.396	37.284	-8.716	46.000	QUASIPeAK
6		800.377	-8.870	40.193	31.323	-14.677	46.000	QUASIPeAK

## Note:

1. All Readings below 1GHz are Quasi-Peak, above 1GHz are performed with peak and/or average measurements as necessary.
2. Measurement Level = Reading Level + Correct Factor.
3. Correct Factor = Antenna factor + Cable loss – Amplifier gain.
4. The emission levels of other frequencies are very lower than the limit and not show in test report.
5. No emission found between lowest internal used/generated frequency to 30MHz.

Product : Wireless/ Wired X-Ray Flat Panel Detectors  
 Test Item : General Radiated Emission  
 Test Date : 2019/09/25  
 Test Mode : Mode 3 MIMO: Transmit (802.11ac-80BW\_65Mbps)(5210MHz)

## Horizontal



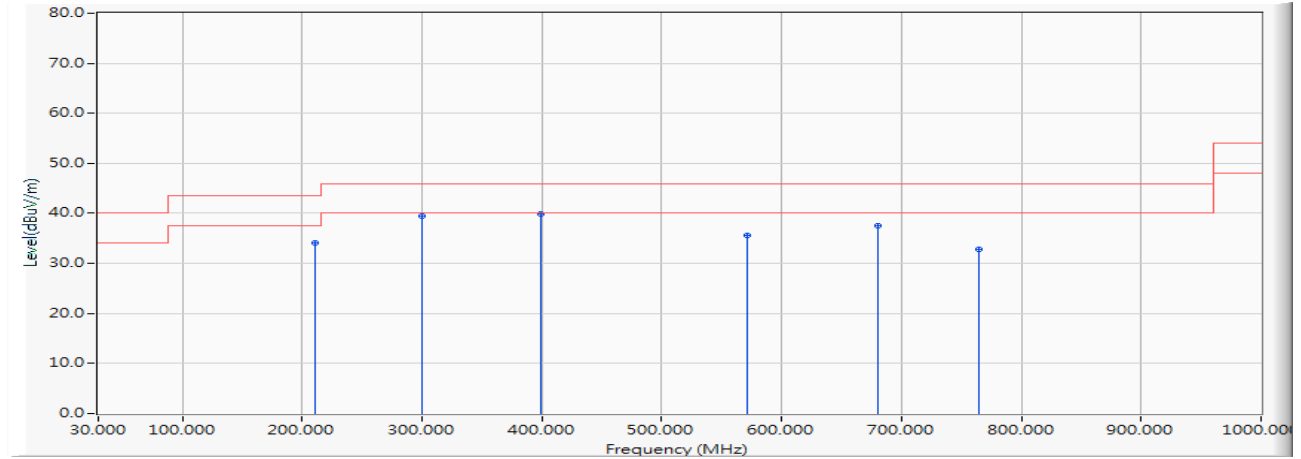
		Frequency (MHz)	Correct Factor (dB)	Reading Level (dBuV)	Measure Level (dBuV/m)	Margin (dB)	Limit (dBuV/m)	Detector Type
1	*	198.696	-18.197	56.297	38.099	-5.401	43.500	QUASIPeAK
2		299.913	-14.773	51.097	36.323	-9.677	46.000	QUASIPeAK
3		398.319	-13.589	51.034	37.445	-8.555	46.000	QUASIPeAK
4		498.130	-10.992	46.180	35.188	-10.812	46.000	QUASIPeAK
5		679.478	-9.253	49.103	39.851	-6.149	46.000	QUASIPeAK
6		800.377	-8.870	45.030	36.160	-9.840	46.000	QUASIPeAK

## Note:

1. All Readings below 1GHz are Quasi-Peak, above 1GHz are performed with peak and/or average measurements as necessary.
2. Measurement Level = Reading Level + Correct Factor.
3. Correct Factor = Antenna factor + Cable loss – Amplifier gain.
4. The emission levels of other frequencies are very lower than the limit and not show in test report.
5. No emission found between lowest internal used/generated frequency to 30MHz.

Product : Wireless/ Wired X-Ray Flat Panel Detectors  
 Test Item : General Radiated Emission  
 Test Date : 2019/09/25  
 Test Mode : Mode 3 MIMO: Transmit (802.11ac-80BW\_65Mbps)(5210MHz)

## Vertical



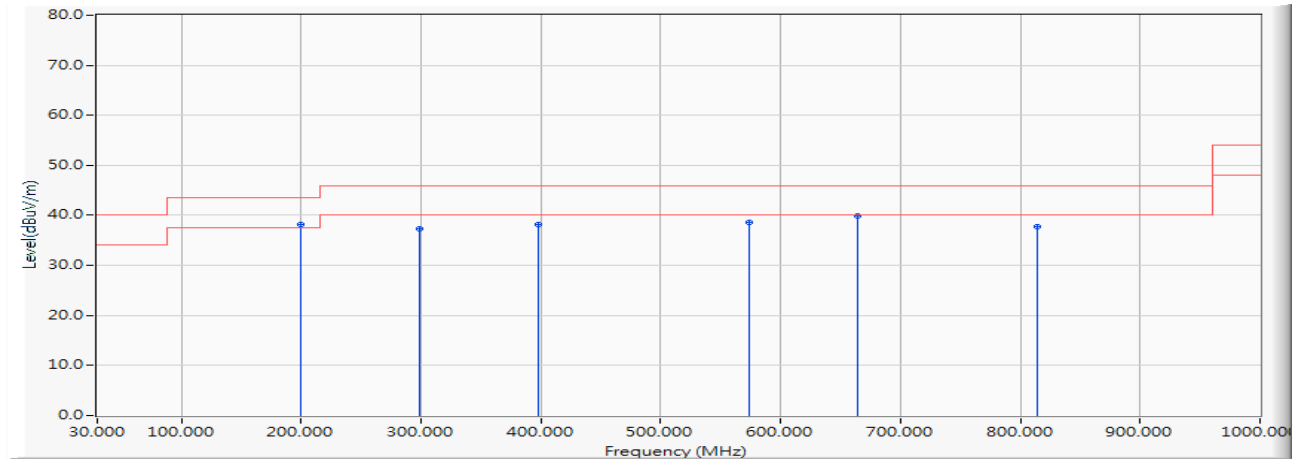
		Frequency (MHz)	Correct Factor (dB)	Reading Level (dBuV)	Measure Level (dBuV/m)	Margin (dB)	Limit (dBuV/m)	Detector Type
1		211.348	-18.181	52.193	34.011	-9.489	43.500	QUASIPeAK
2		299.913	-14.773	54.197	39.423	-6.577	46.000	QUASIPeAK
3	*	399.725	-13.696	53.497	39.801	-6.199	46.000	QUASIPeAK
4		571.232	-8.807	44.464	35.657	-10.343	46.000	QUASIPeAK
5		680.884	-9.227	46.667	37.440	-8.560	46.000	QUASIPeAK
6		765.232	-7.903	40.746	32.843	-13.157	46.000	QUASIPeAK

## Note:

1. All Readings below 1GHz are Quasi-Peak, above 1GHz are performed with peak and/or average measurements as necessary.
2. Measurement Level = Reading Level + Correct Factor.
3. Correct Factor = Antenna factor + Cable loss – Amplifier gain.
4. The emission levels of other frequencies are very lower than the limit and not show in test report.
5. No emission found between lowest internal used/generated frequency to 30MHz.

Product : Wireless/ Wired X-Ray Flat Panel Detectors  
 Test Item : General Radiated Emission  
 Test Date : 2019/09/25  
 Test Mode : Mode 3 MIMO: Transmit (802.11ac-80BW\_65Mbps)(5290MHz)

## Horizontal



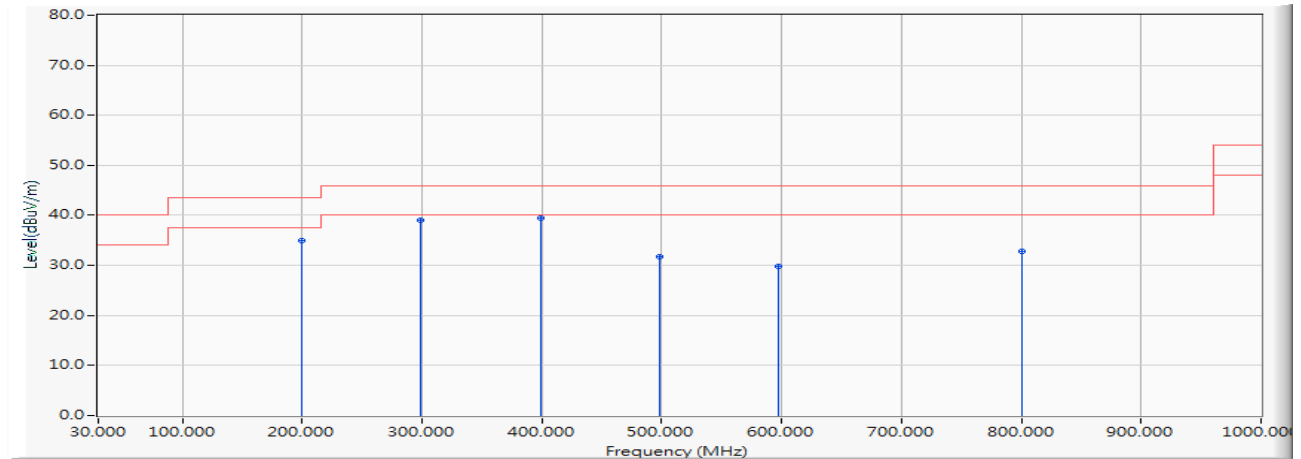
		Frequency (MHz)	Correct Factor (dB)	Reading Level (dBuV)	Measure Level (dBuV/m)	Margin (dB)	Limit (dBuV/m)	Detector Type
1	*	200.101	-18.131	56.273	38.142	-5.358	43.500	QUASIPeAK
2		298.507	-15.074	52.309	37.235	-8.765	46.000	QUASIPeAK
3		398.319	-13.589	51.793	38.204	-7.796	46.000	QUASIPeAK
4		574.043	-8.376	46.913	38.536	-7.464	46.000	QUASIPeAK
5		664.014	-9.866	49.783	39.916	-6.084	46.000	QUASIPeAK
6		814.435	-8.930	46.781	37.851	-8.149	46.000	QUASIPeAK

## Note:

1. All Readings below 1GHz are Quasi-Peak, above 1GHz are performed with peak and/or average measurements as necessary.
2. Measurement Level = Reading Level + Correct Factor.
3. Correct Factor = Antenna factor + Cable loss – Amplifier gain.
4. The emission levels of other frequencies are very lower than the limit and not show in test report.
5. No emission found between lowest internal used/generated frequency to 30MHz.

Product : Wireless/ Wired X-Ray Flat Panel Detectors  
 Test Item : General Radiated Emission  
 Test Date : 2019/09/25  
 Test Mode : Mode 3 MIMO: Transmit (802.11ac-80BW\_65Mbps)(5290MHz)

## Vertical



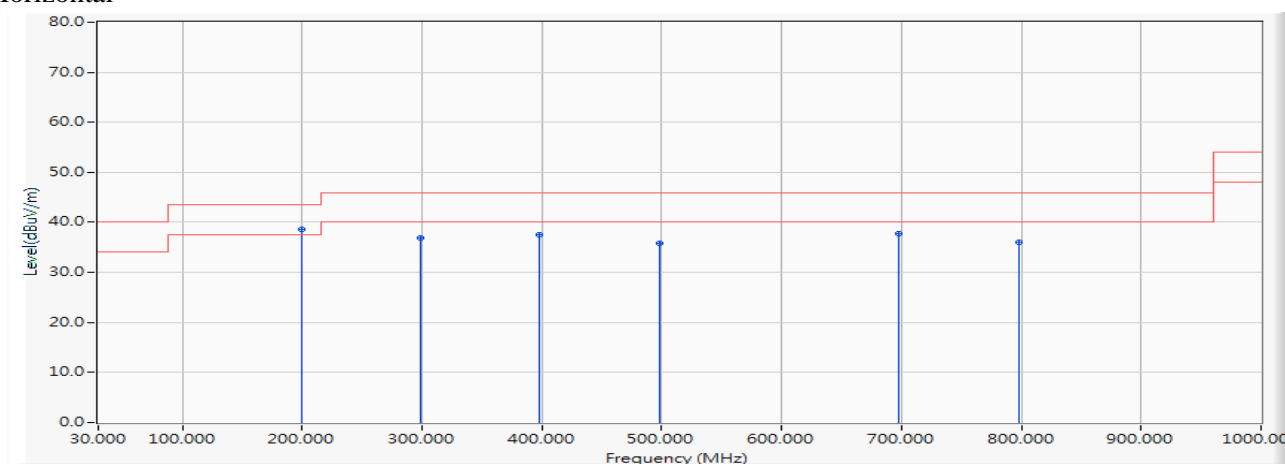
		Frequency (MHz)	Correct Factor (dB)	Reading Level (dBuV)	Measure Level (dBuV/m)	Margin (dB)	Limit (dBuV/m)	Detector Type
1		200.101	-18.131	53.143	35.012	-8.488	43.500	QUASIPeAK
2		298.507	-15.074	54.198	39.124	-6.876	46.000	QUASIPeAK
3	*	399.725	-13.696	53.198	39.502	-6.498	46.000	QUASIPeAK
4		498.130	-10.992	42.793	31.801	-14.199	46.000	QUASIPeAK
5		597.942	-6.648	36.487	29.840	-16.160	46.000	QUASIPeAK
6		800.377	-8.870	41.791	32.921	-13.079	46.000	QUASIPeAK

## Note:

1. All Readings below 1GHz are Quasi-Peak, above 1GHz are performed with peak and/or average measurements as necessary.
2. Measurement Level = Reading Level + Correct Factor.
3. Correct Factor = Antenna factor + Cable loss – Amplifier gain.
4. The emission levels of other frequencies are very lower than the limit and not show in test report.
5. No emission found between lowest internal used/generated frequency to 30MHz.

Product : Wireless/ Wired X-Ray Flat Panel Detectors  
 Test Item : General Radiated Emission  
 Test Date : 2019/09/25  
 Test Mode : Mode 3 MIMO: Transmit (802.11ac-80BW\_65Mbps)(5530MHz)

## Horizontal



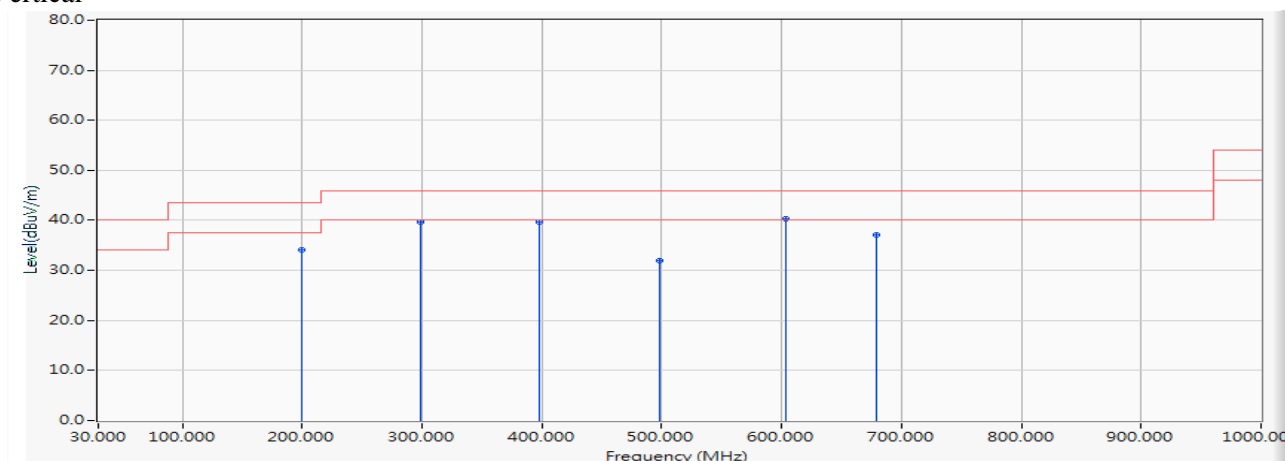
		Frequency (MHz)	Correct Factor (dB)	Reading Level (dBuV)	Measure Level (dBuV/m)	Margin (dB)	Limit (dBuV/m)	Detector Type
1	*	200.101	-18.131	56.746	38.615	-4.885	43.500	QUASIPeAK
2		298.507	-15.074	51.973	36.899	-9.101	46.000	QUASIPeAK
3		398.319	-13.589	51.226	37.637	-8.363	46.000	QUASIPeAK
4		498.130	-10.992	46.716	35.724	-10.276	46.000	QUASIPeAK
5		697.754	-9.148	46.825	37.676	-8.324	46.000	QUASIPeAK
6		797.565	-8.821	44.891	36.069	-9.931	46.000	QUASIPeAK

## Note:

1. All Readings below 1GHz are Quasi-Peak, above 1GHz are performed with peak and/or average measurements as necessary.
2. Measurement Level = Reading Level + Correct Factor.
3. Correct Factor = Antenna factor + Cable loss – Amplifier gain.
4. The emission levels of other frequencies are very lower than the limit and not show in test report.
5. No emission found between lowest internal used/generated frequency to 30MHz.

Product : Wireless/ Wired X-Ray Flat Panel Detectors  
 Test Item : General Radiated Emission  
 Test Date : 2019/09/25  
 Test Mode : Mode 3 MIMO: Transmit (802.11ac-80BW\_65Mbps)(5530MHz)

## Vertical



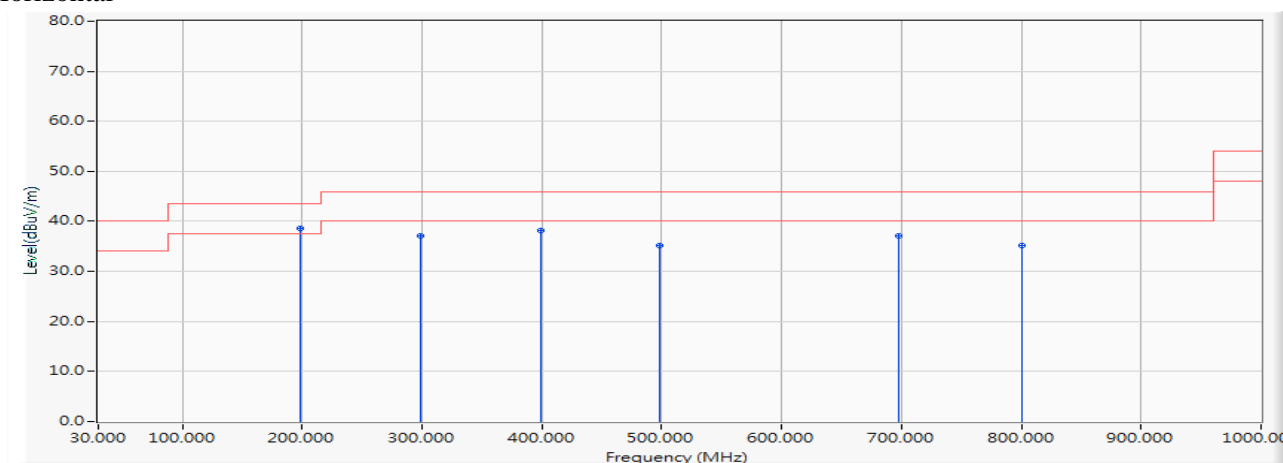
		Frequency (MHz)	Correct Factor (dB)	Reading Level (dBuV)	Measure Level (dBuV/m)	Margin (dB)	Limit (dBuV/m)	Detector Type
1		200.101	-18.131	52.168	34.037	-9.463	43.500	QUASIPeAK
2		298.507	-15.074	54.746	39.672	-6.328	46.000	QUASIPeAK
3		398.319	-13.589	53.334	39.745	-6.255	46.000	QUASIPeAK
4		498.130	-10.992	43.012	32.020	-13.980	46.000	QUASIPeAK
5	*	603.565	-6.810	47.130	40.320	-5.680	46.000	QUASIPeAK
6		679.478	-9.253	46.398	37.146	-8.854	46.000	QUASIPeAK

## Note:

1. All Readings below 1GHz are Quasi-Peak, above 1GHz are performed with peak and/or average measurements as necessary.
2. Measurement Level = Reading Level + Correct Factor.
3. Correct Factor = Antenna factor + Cable loss – Amplifier gain.
4. The emission levels of other frequencies are very lower than the limit and not show in test report.
5. No emission found between lowest internal used/generated frequency to 30MHz.

Product : Wireless/ Wired X-Ray Flat Panel Detectors  
 Test Item : General Radiated Emission  
 Test Date : 2019/09/25  
 Test Mode : Mode 3 MIMO: Transmit (802.11ac-80BW\_65Mbps)(5775MHz)

## Horizontal



		Frequency (MHz)	Correct Factor (dB)	Reading Level (dBuV)	Measure Level (dBuV/m)	Margin (dB)	Limit (dBuV/m)	Detector Type
1	*	198.696	-18.197	56.819	38.621	-4.879	43.500	QUASIPeAK
2		298.507	-15.074	52.179	37.105	-8.895	46.000	QUASIPeAK
3		399.725	-13.696	51.943	38.247	-7.753	46.000	QUASIPeAK
4		498.130	-10.992	46.193	35.201	-10.799	46.000	QUASIPeAK
5		697.754	-9.148	46.198	37.049	-8.951	46.000	QUASIPeAK
6		800.377	-8.870	44.136	35.266	-10.734	46.000	QUASIPeAK

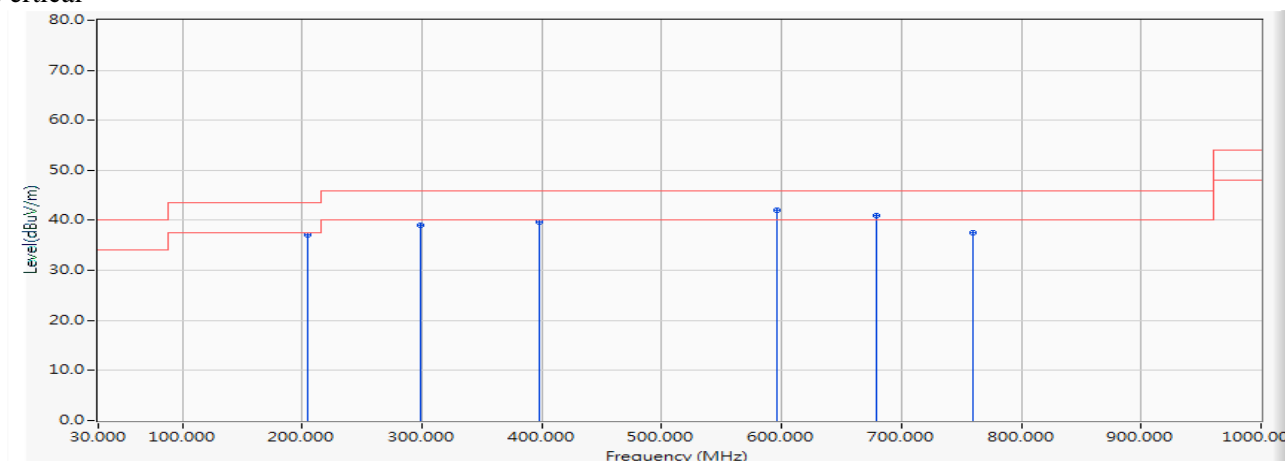
## Note:

1. All Readings below 1GHz are Quasi-Peak, above 1GHz are performed with peak and/or average measurements as necessary.
2. Measurement Level = Reading Level + Correct Factor.
3. Correct Factor = Antenna factor + Cable loss – Amplifier gain.
4. The emission levels of other frequencies are very lower than the limit and not show in test report.
5. No emission found between lowest internal used/generated frequency to 30MHz.



Product : Wireless/ Wired X-Ray Flat Panel Detectors  
 Test Item : General Radiated Emission  
 Test Date : 2019/09/25  
 Test Mode : Mode 3 MIMO: Transmit (802.11ac-80BW\_65Mbps)(5775MHz)

## Vertical



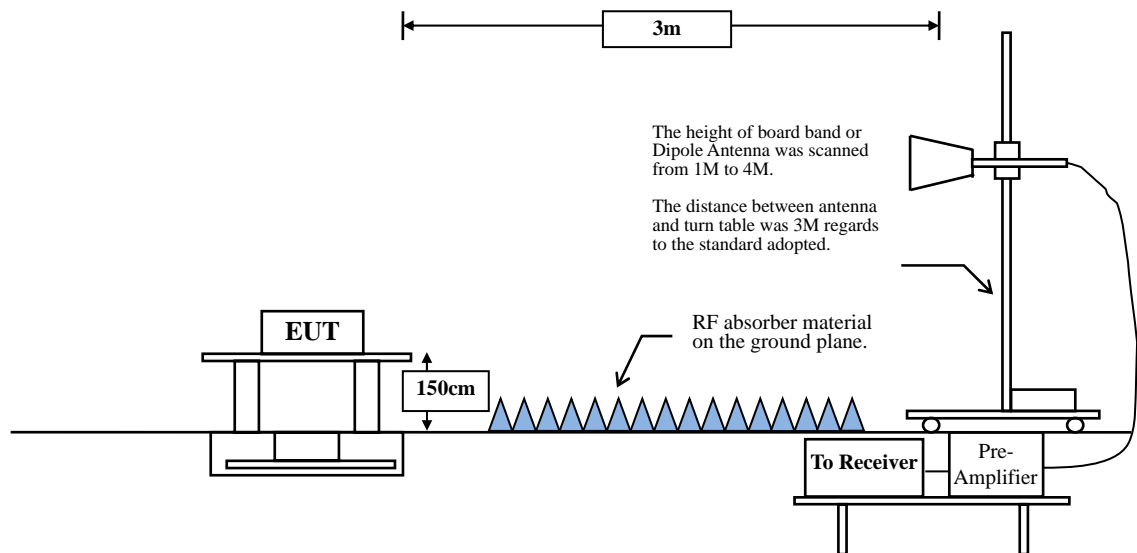
		Frequency (MHz)	Correct Factor (dB)	Reading Level (dBuV)	Measure Level (dBuV/m)	Margin (dB)	Limit (dBuV/m)	Detector Type
1		204.319	-18.148	55.168	37.020	-6.480	43.500	QUASIPeAK
2		298.507	-15.074	54.139	39.065	-6.935	46.000	QUASIPeAK
3		398.319	-13.589	53.179	39.590	-6.410	46.000	QUASIPeAK
4	*	596.536	-6.711	48.754	42.043	-3.957	46.000	QUASIPeAK
5		679.478	-9.253	50.249	40.997	-5.003	46.000	QUASIPeAK
6		759.609	-7.641	45.271	37.630	-8.370	46.000	QUASIPeAK

## Note:

1. All Readings below 1GHz are Quasi-Peak, above 1GHz are performed with peak and/or average measurements as necessary.
2. Measurement Level = Reading Level + Correct Factor.
3. Correct Factor = Antenna factor + Cable loss – Amplifier gain.
4. The emission levels of other frequencies are very lower than the limit and not show in test report.
5. No emission found between lowest internal used/generated frequency to 30MHz.

## 4. Band Edge

### 4.1. Test Setup



### 4.2. Limits

The provisions of Section 15.205 of this part apply to intentional radiators operating under this section.

Radiated emissions which fall in the restricted bands, as defined in Section 15.205, must also comply with the radiated emission limits specified in Section 15.209:

FCC Part 15 Subpart C Paragraph 15.209 Limits		
Frequency MHz	uV/m @3m	dBμV/m@3m
30-88	100	40
88-216	150	43.5
216-960	200	46
Above 960	500	54

- Remarks :
1. RF Voltage (dBμV) = 20 log RF Voltage (uV)
  2. In the Above Table, the tighter limit applies at the band edges.
  3. Distance refers to the distance in meters between the measuring instrument antenna and the closed point of any part of the device or system.

### 4.3. Test Procedure

The EUT is placed on a turn table which is 1.5 meter above ground. The turn table can rotate 360 degrees to determine the position of the maximum emission level. The EUT was positioned such that the distance from antenna to the EUT was 3 meters.

The antenna can move up and down between 1 meter and 4 meters to find out the maximum emission level.

Both horizontal and vertical polarization of the antenna are set on measurement. In order to find the maximum emission, all of the interface cables must be manipulated according to ANSI C63.10:2013 on radiated measurement.

The bandwidth below 1GHz setting on the field strength meter is 120 kHz, above 1GHz are 1 MHz.

The EUT was setup to ANSI C63.10, 2013; tested to UNII test procedure of FCC KDB-789033 for compliance to FCC 47CFR Subpart E requirements.

**RBW and VBW Parameter setting:**

According to KDB 789033 section II.G.5 Procedure for Unwanted Maximum Emissions Measurements above 1000 MHz.

RBW = 1MHz.

VBW  $\geq$  3MHz.

According to KDB 789033 section II.G.6 Procedures for Average Unwanted Emissions Measurements above 1000 MHz.

RBW = 1MHz.

VBW = 10Hz, when duty cycle  $\geq$  98 %

VBW  $\geq$  1/T, when duty cycle < 98 %

(T refers to the minimum transmission duration over which the transmitter is on and is transmitting at its maximum power control level for the tested mode of operation.)

**SISO A:**

5GHz band	Duty Cycle (%)	T (ms)	1/T (Hz)	VBW (Hz)
802.11a	94.30	2.0362	491	500
802.11 n20	94.93	1.8986	527	1000
802.11 n40	81.05	0.8986	1113	2000
802.11 ac80	77.66	0.4232	2363	3000

Note: Duty Cycle Refer to Section 5

**SISO B:**

5GHz band	Duty Cycle (%)	T (ms)	1/T (Hz)	VBW (Hz)
802.11a	94.27	2.0493	488	500
802.11 n20	95.56	1.9044	525	1000
802.11 n40	82.22	0.9116	1097	2000
802.11 ac80	77.37	0.4261	2347	3000

Note: Duty Cycle Refer to Section 5

**MIMO:**

5GHz band	Duty Cycle (%)	T (ms)	1/T (Hz)	VBW (Hz)
802.11 n20	83.50	0.9681	1033	2000
802.11 n40	83.50	0.4913	2035	3000
802.11 ac80	82.98	0.2580	3876	5000

Note: Duty Cycle Refer to Section 5

**4.4. Uncertainty**

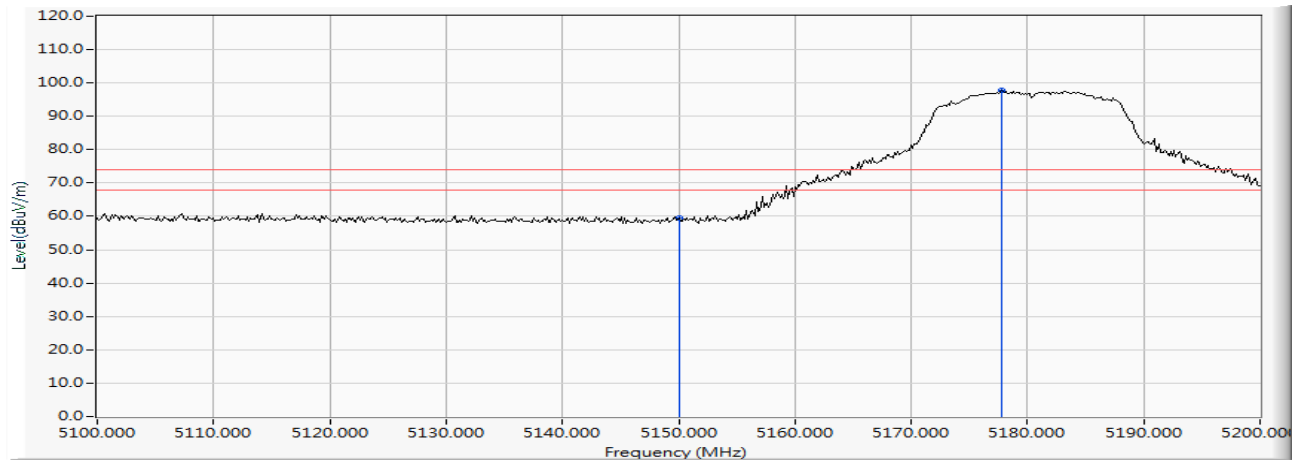
$\pm 4.08$  dB below 1GHz

$\pm 4.22$  dB above 1GHz

#### 4.5. Test Result of Band Edge

Product : Wireless/ Wired X-Ray Flat Panel Detectors  
 Test Item : Band Edge Data  
 Test Date : 2019/08/06  
 Test Mode : Mode 1 SISO A: Transmit (802.11a\_6Mbps)-Channel 36 (5180MHz)

##### Horizontal



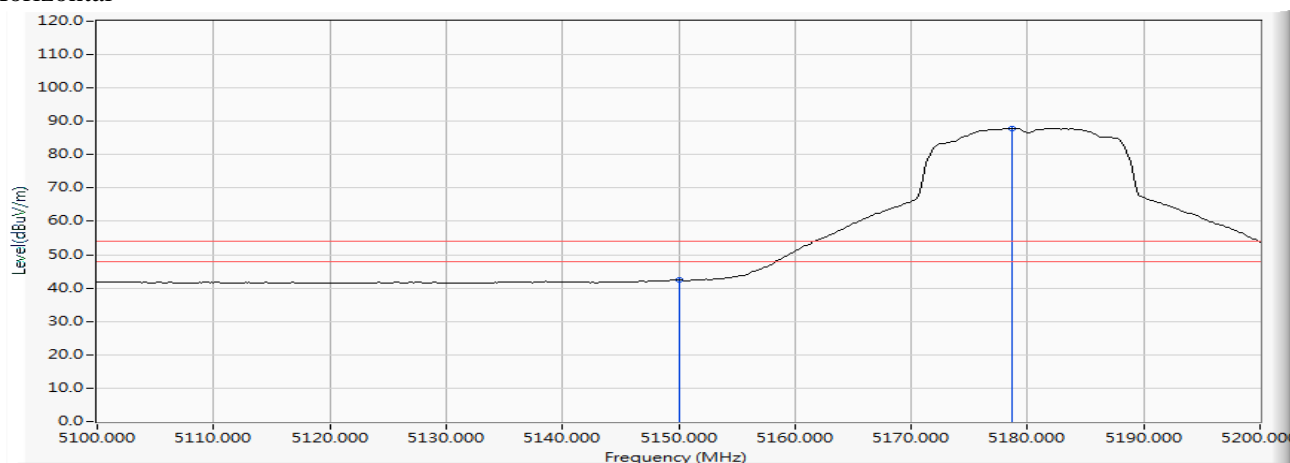
		Frequency (MHz)	Correct Factor (dB)	Reading Level (dBuV)	Measure Level (dBuV/m)	Margin (dB)	Limit (dBuV/m)	Detector Type
1		5150.000	16.185	43.263	59.448	-14.552	74.000	PEAK
2	*	5177.826	15.867	81.874	97.741	--	--	PEAK

##### Note:

1. All readings above 1GHz are performed with peak and/or average measurements as necessary.
2. Measurement Level = Reading Level + Correct Factor.
3. The average measurement was not performed when the peak measured data under the limit of average detection.

Product : Wireless/ Wired X-Ray Flat Panel Detectors  
 Test Item : Band Edge Data  
 Test Date : 2019/08/06  
 Test Mode : Mode 1 SISO A: Transmit (802.11a\_6Mbps)-Channel 36 (5180MHz)

## Horizontal



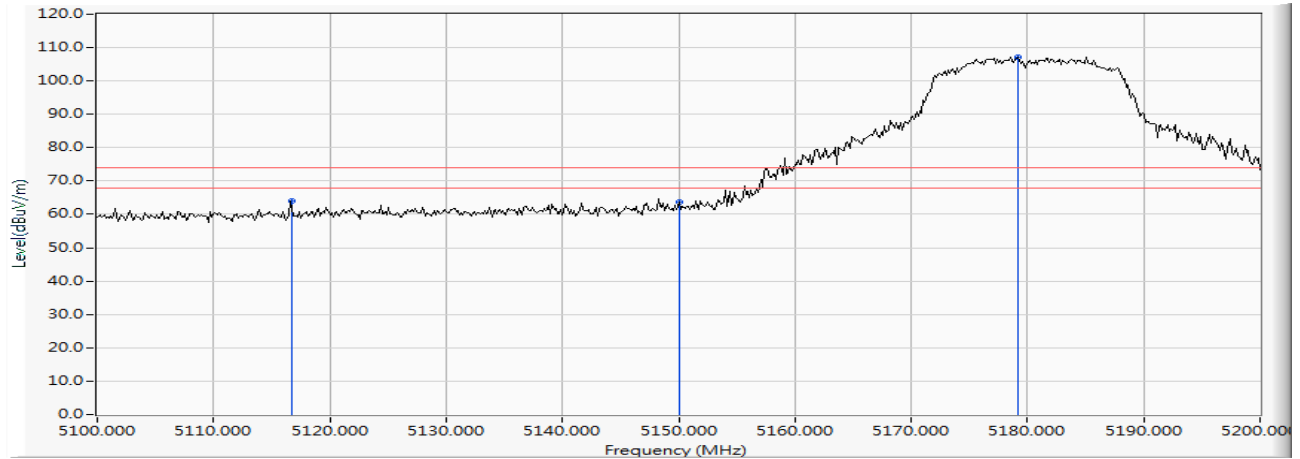
		Frequency (MHz)	Correct Factor (dB)	Reading Level (dBuV)	Measure Level (dBuV/m)	Margin (dB)	Limit (dBuV/m)	Detector Type
1		5150.000	16.185	26.367	42.552	-11.448	54.000	AVERAGE
2	*	5178.696	15.857	71.991	87.848	--	--	AVERAGE

## Note:

1. All readings above 1GHz are performed with peak and/or average measurements as necessary.
2. Measurement Level = Reading Level + Correct Factor.
3. The average measurement was not performed when the peak measured data under the limit of average detection.

Product : Wireless/ Wired X-Ray Flat Panel Detectors  
 Test Item : Band Edge Data  
 Test Date : 2019/08/06  
 Test Mode : Mode 1 SISO A: Transmit (802.11a\_6Mbps)-Channel 36 (5180MHz)

## Vertical



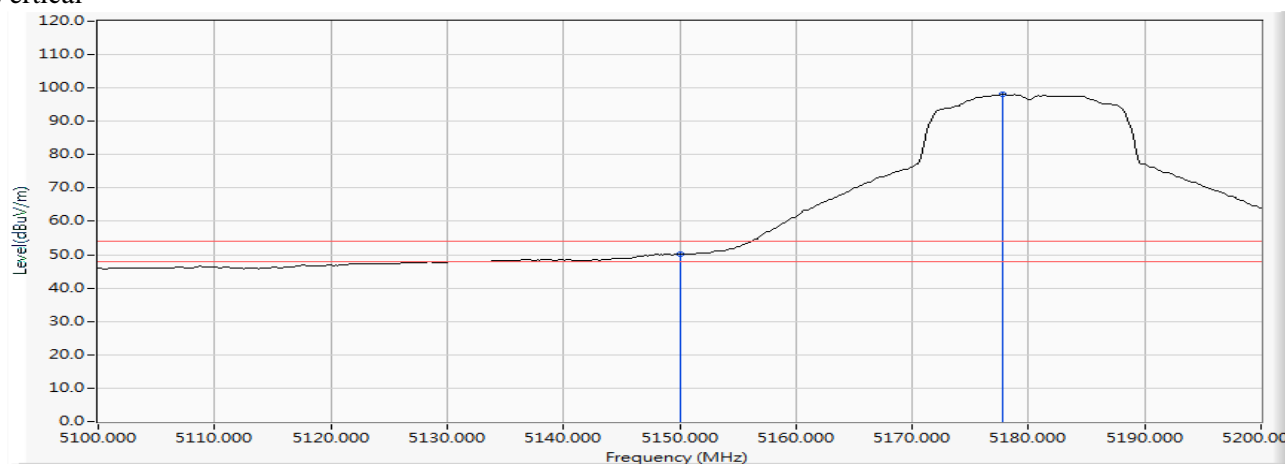
		Frequency (MHz)	Correct Factor (dB)	Reading Level (dBuV)	Measure Level (dBuV/m)	Margin (dB)	Limit (dBuV/m)	Detector Type
1		5116.667	16.565	47.366	63.932	-10.068	74.000	PEAK
2		5150.000	16.185	47.544	63.729	-10.271	74.000	PEAK
3	*	5179.130	15.852	91.360	107.212	--	--	PEAK

## Note:

1. All readings above 1GHz are performed with peak and/or average measurements as necessary.
2. Measurement Level = Reading Level + Correct Factor.
3. The average measurement was not performed when the peak measured data under the limit of average detection.

Product : Wireless/ Wired X-Ray Flat Panel Detectors  
 Test Item : Band Edge Data  
 Test Date : 2019/08/06  
 Test Mode : Mode 1 SISO A: Transmit (802.11a\_6Mbps)-Channel 36 (5180MHz)

## Vertical



		Frequency (MHz)	Correct Factor (dB)	Reading Level (dBuV)	Measure Level (dBuV/m)	Margin (dB)	Limit (dBuV/m)	Detector Type
1		5150.000	16.185	33.898	50.083	-3.917	54.000	AVERAGE
2	*	5177.826	15.867	82.165	98.032	--	--	AVERAGE

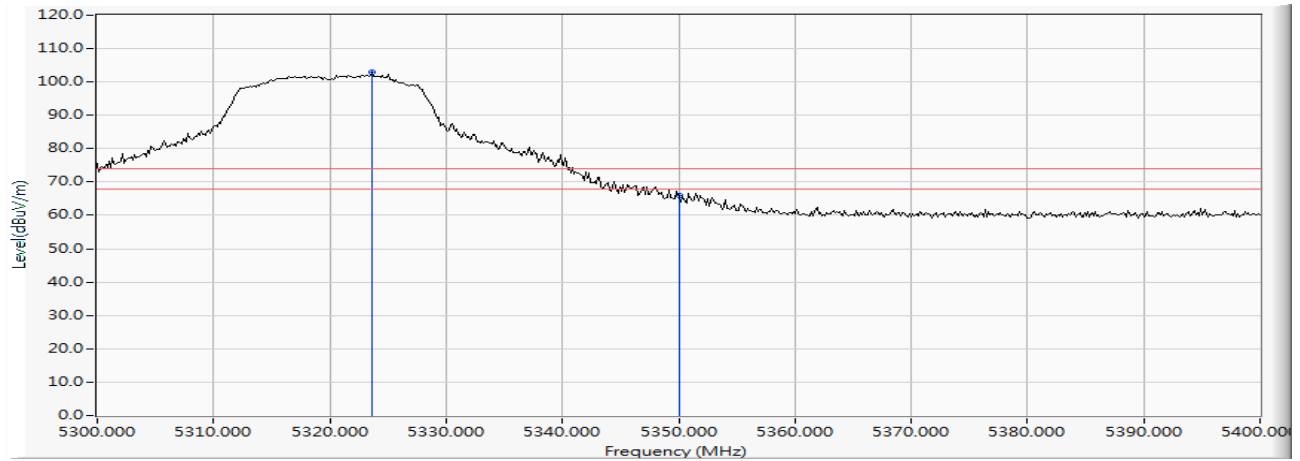
## Note:

1. All readings above 1GHz are performed with peak and/or average measurements as necessary.
2. Measurement Level = Reading Level + Correct Factor.
3. The average measurement was not performed when the peak measured data under the limit of average detection.



Product : Wireless/ Wired X-Ray Flat Panel Detectors  
 Test Item : Band Edge Data  
 Test Date : 2019/08/06  
 Test Mode : Mode 1 SISO A: Transmit (802.11a\_6Mbps) -Channel 64 (5320MHz)

## Horizontal



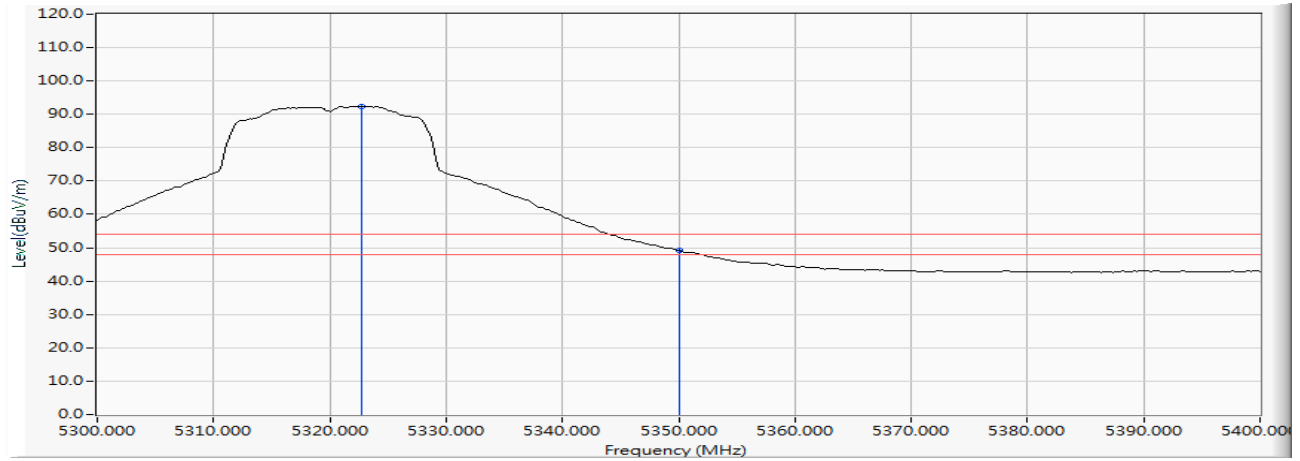
		Frequency (MHz)	Correct Factor (dB)	Reading Level (dBuV)	Measure Level (dBuV/m)	Margin (dB)	Limit (dBuV/m)	Detector Type
1	*	5323.623	15.609	87.314	102.922	--	--	PEAK
2		5350.000	15.865	50.015	65.879	-8.121	74.000	PEAK

## Note:

1. All readings above 1GHz are performed with peak and/or average measurements as necessary.
2. Measurement Level = Reading Level + Correct Factor.
3. The average measurement was not performed when the peak measured data under the limit of average detection.

Product : Wireless/ Wired X-Ray Flat Panel Detectors  
 Test Item : Band Edge Data  
 Test Date : 2019/08/06  
 Test Mode : Mode 1 SISO A: Transmit (802.11a\_6Mbps) -Channel 64 (5320MHz)

## Horizontal



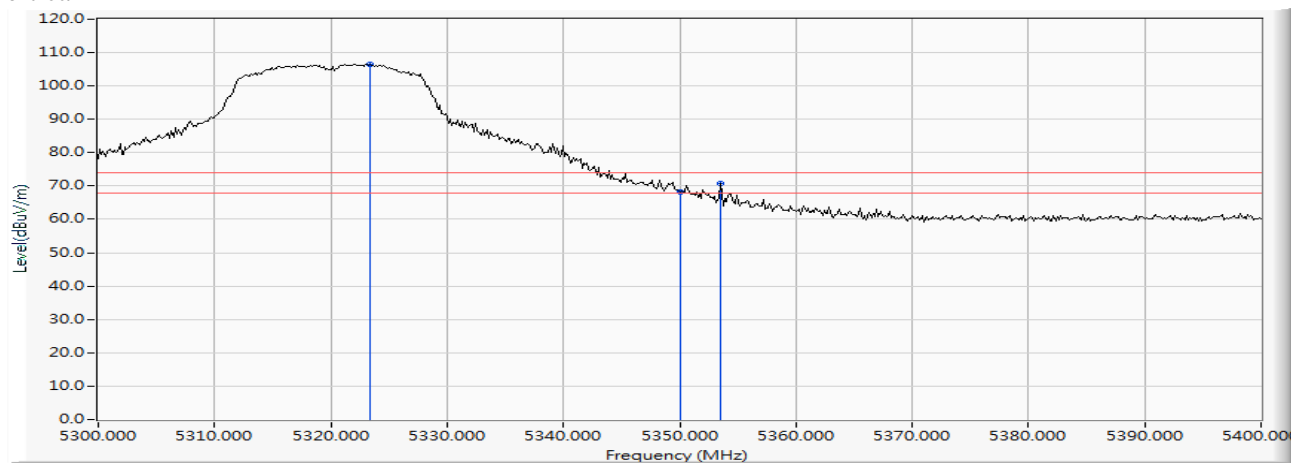
		Frequency (MHz)	Correct Factor (dB)	Reading Level (dBuV)	Measure Level (dBuV/m)	Margin (dB)	Limit (dBuV/m)	Detector Type
1	*	5322.754	15.599	76.772	92.372	--	--	AVERAGE
2		5350.000	15.865	33.311	49.175	-4.825	54.000	AVERAGE

## Note:

1. All readings above 1GHz are performed with peak and/or average measurements as necessary.
2. Measurement Level = Reading Level + Correct Factor.
3. The average measurement was not performed when the peak measured data under the limit of average detection.

Product : Wireless/ Wired X-Ray Flat Panel Detectors  
 Test Item : Band Edge Data  
 Test Date : 2019/08/06  
 Test Mode : Mode 1 SISO A: Transmit (802.11a\_6Mbps) -Channel 64 (5320MHz)

Vertical



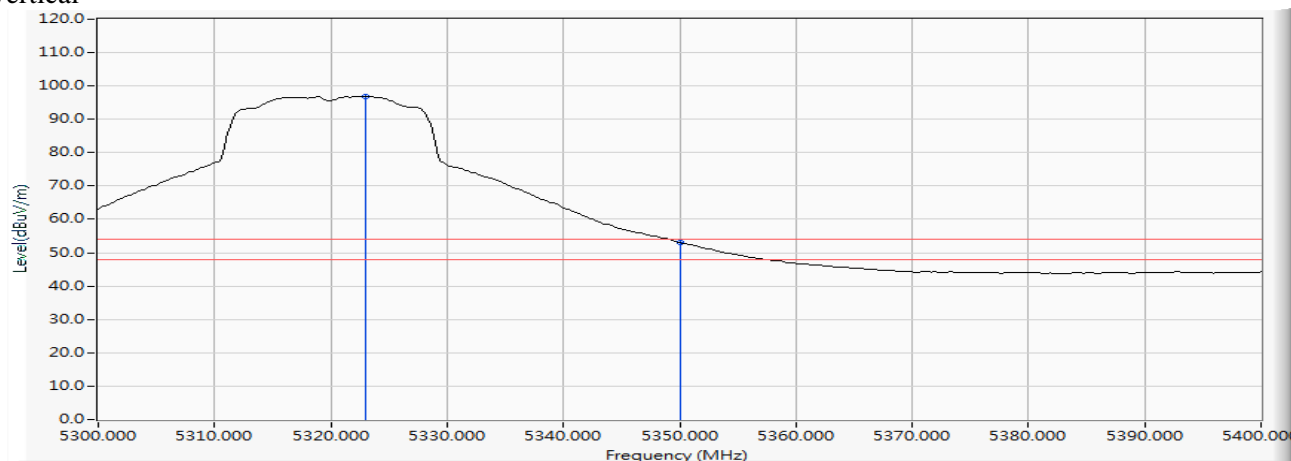
		Frequency (MHz)	Correct Factor (dB)	Reading Level (dBuV)	Measure Level (dBuV/m)	Margin (dB)	Limit (dBuV/m)	Detector Type
1	*	5323.333	15.605	90.789	106.394	--	--	PEAK
2		5350.000	15.865	52.461	68.325	-5.675	74.000	PEAK
3		5353.478	15.898	54.877	70.775	-3.225	74.000	PEAK

Note:

1. All readings above 1GHz are performed with peak and/or average measurements as necessary.
2. Measurement Level = Reading Level + Correct Factor.
3. The average measurement was not performed when the peak measured data under the limit of average detection.

Product : Wireless/ Wired X-Ray Flat Panel Detectors  
 Test Item : Band Edge Data  
 Test Date : 2019/08/06  
 Test Mode : Mode 1 SISO A: Transmit (802.11a\_6Mbps) -Channel 64 (5320MHz)

Vertical



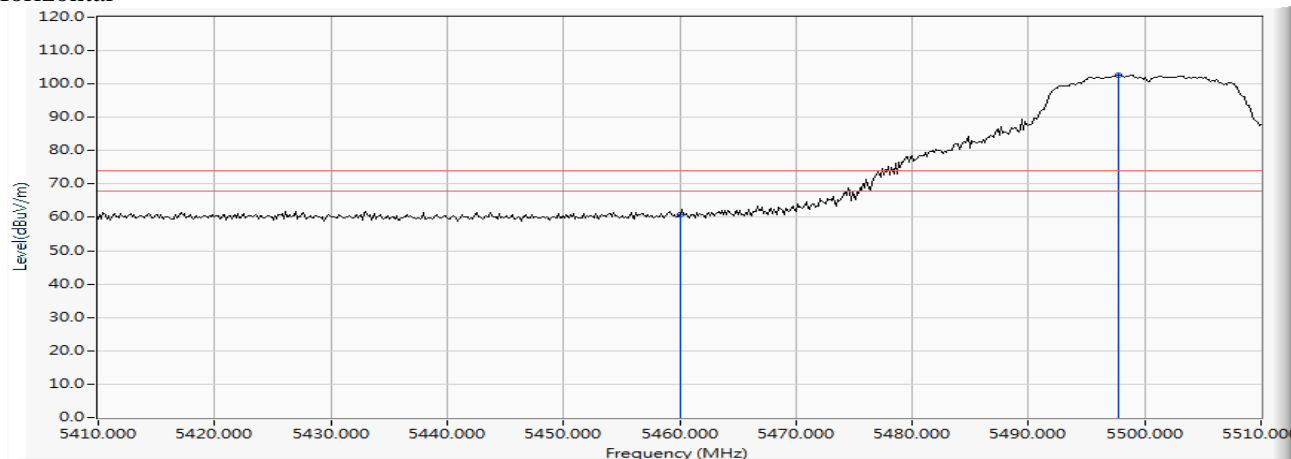
		Frequency (MHz)	Correct Factor (dB)	Reading Level (dBuV)	Measure Level (dBuV/m)	Margin (dB)	Limit (dBuV/m)	Detector Type
1	*	5323.043	15.602	81.241	96.844	--	--	AVERAGE
2		5350.000	15.865	37.086	52.950	-1.050	54.000	AVERAGE

Note:

1. All readings above 1GHz are performed with peak and/or average measurements as necessary.
2. Measurement Level = Reading Level + Correct Factor.
3. The average measurement was not performed when the peak measured data under the limit of average detection.

Product : Wireless/ Wired X-Ray Flat Panel Detectors  
 Test Item : Band Edge Data  
 Test Date : 2019/08/06  
 Test Mode : Mode 1 SISO A: Transmit (802.11a\_6Mbps) -Channel 100 (5500MHz)

## Horizontal



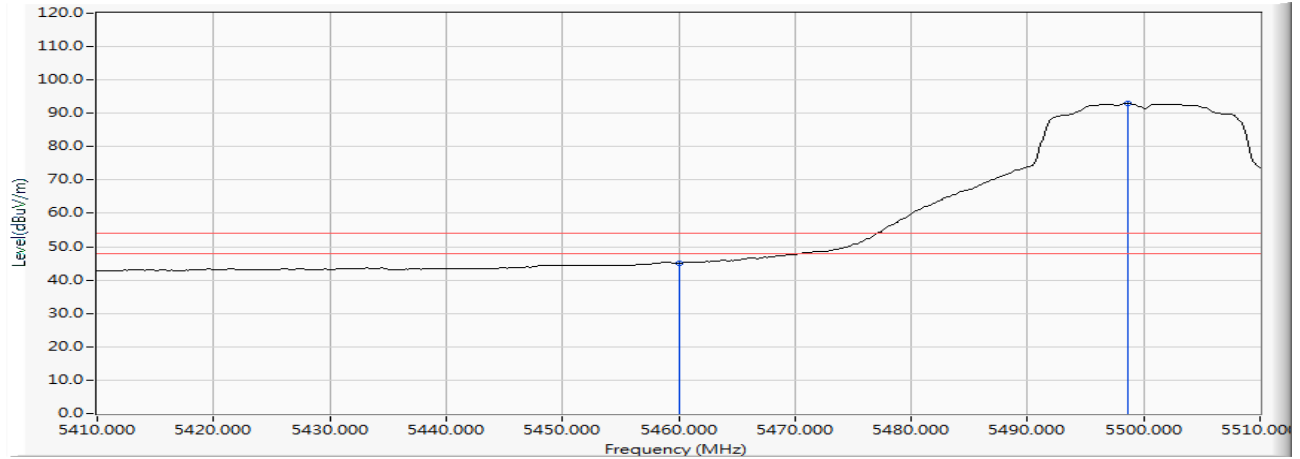
		Frequency (MHz)	Correct Factor (dB)	Reading Level (dBuV)	Measure Level (dBuV/m)	Margin (dB)	Limit (dBuV/m)	Detector Type
1		5460.000	16.870	44.087	60.957	-13.043	74.000	PEAK
2	*	5497.681	17.165	85.606	102.771	--	--	PEAK

## Note:

1. All readings above 1GHz are performed with peak and/or average measurements as necessary.
2. Measurement Level = Reading Level + Correct Factor.
3. The average measurement was not performed when the peak measured data under the limit of average detection.

Product : Wireless/ Wired X-Ray Flat Panel Detectors  
 Test Item : Band Edge Data  
 Test Date : 2019/08/06  
 Test Mode : Mode 1 SISO A: Transmit (802.11a\_6Mbps) -Channel 100 (5500MHz)

## Horizontal



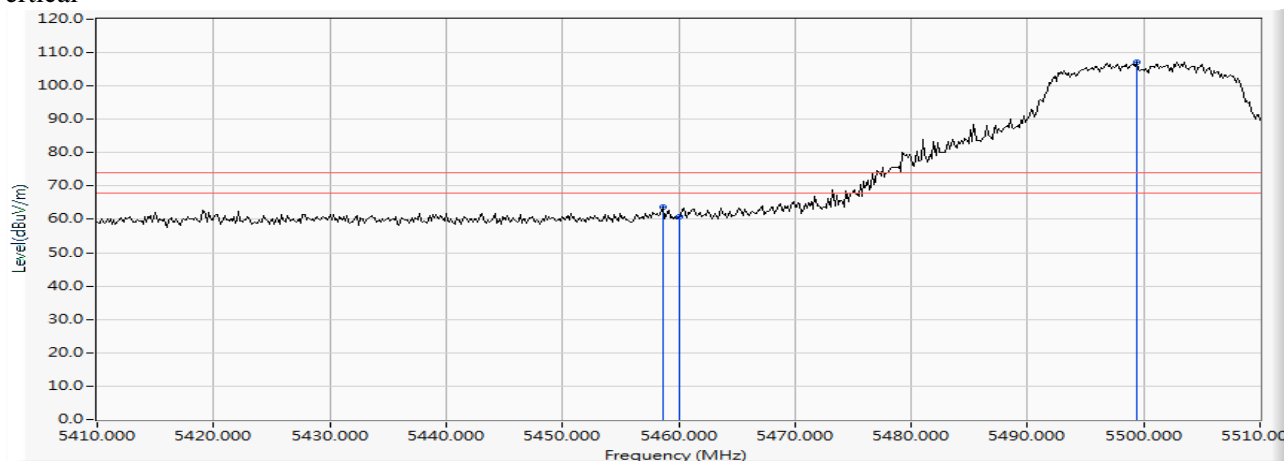
		Frequency (MHz)	Correct Factor (dB)	Reading Level (dBuV)	Measure Level (dBuV/m)	Margin (dB)	Limit (dBuV/m)	Detector Type
1		5460.000	16.870	28.268	45.138	-8.862	54.000	AVERAGE
2	*	5498.696	17.170	75.722	92.892	--	--	AVERAGE

## Note:

1. All readings above 1GHz are performed with peak and/or average measurements as necessary.
2. Measurement Level = Reading Level + Correct Factor.
3. The average measurement was not performed when the peak measured data under the limit of average detection.

Product : Wireless/ Wired X-Ray Flat Panel Detectors  
 Test Item : Band Edge Data  
 Test Date : 2019/08/06  
 Test Mode : Mode 1 SISO A: Transmit (802.11a\_6Mbps) -Channel 100 (5500MHz)

Vertical



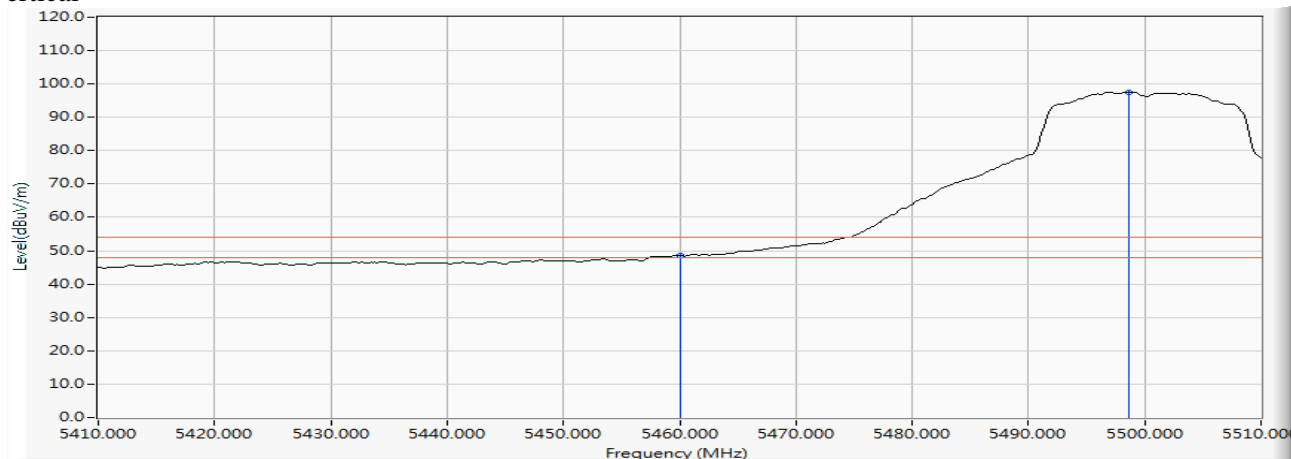
		Frequency (MHz)	Correct Factor (dB)	Reading Level (dBuV)	Measure Level (dBuV/m)	Margin (dB)	Limit (dBuV/m)	Detector Type
1		5458.696	16.858	46.810	63.668	-10.332	74.000	PEAK
2		5460.000	16.870	43.958	60.828	-13.172	74.000	PEAK
3	*	5499.420	17.174	89.962	107.136	--	--	PEAK

Note:

1. All readings above 1GHz are performed with peak and/or average measurements as necessary.
2. Measurement Level = Reading Level + Correct Factor.
3. The average measurement was not performed when the peak measured data under the limit of average detection.

Product : Wireless/ Wired X-Ray Flat Panel Detectors  
 Test Item : Band Edge Data  
 Test Date : 2019/08/06  
 Test Mode : Mode 1 SISO A: Transmit (802.11a\_6Mbps) -Channel 100 (5500MHz)

Vertical



		Frequency (MHz)	Correct Factor (dB)	Reading Level (dBuV)	Measure Level (dBuV/m)	Margin (dB)	Limit (dBuV/m)	Detector Type
1		5460.000	16.870	31.673	48.543	-5.457	54.000	AVERAGE
2	*	5498.696	17.170	80.337	97.507	--	--	AVERAGE

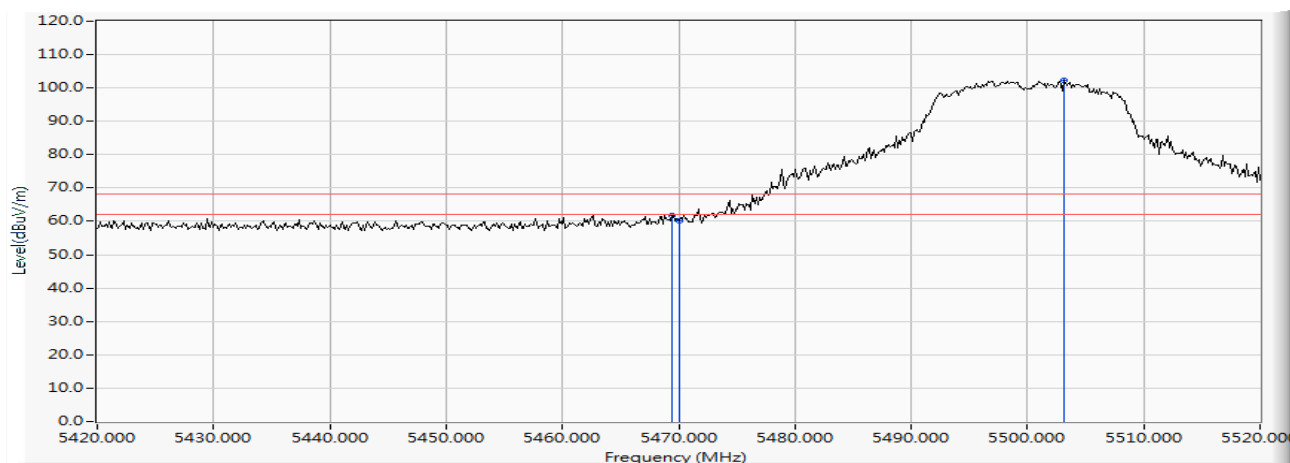
Note:

1. All readings above 1GHz are performed with peak and/or average measurements as necessary.
2. Measurement Level = Reading Level + Correct Factor.
3. The average measurement was not performed when the peak measured data under the limit of average detection.



Product : Wireless/ Wired X-Ray Flat Panel Detectors  
 Test Item : Band Edge Data  
 Test Date : 2019/08/06  
 Test Mode : Mode 1 SISO A: Transmit (802.11a\_6Mbps) -Channel 100 (5500MHz)

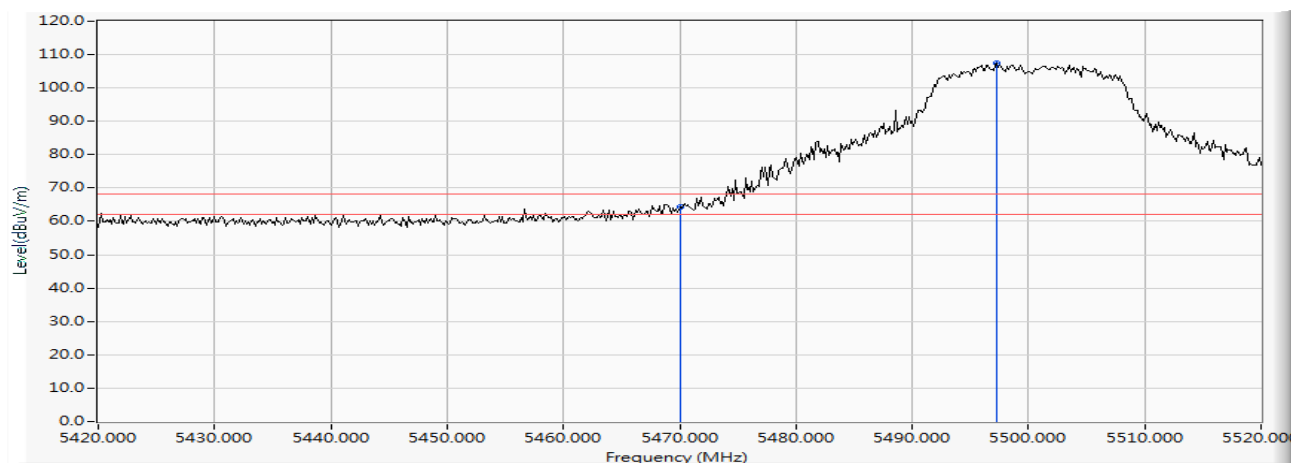
## Horizontal



		Frequency (MHz)	Correct Factor (dB)	Reading Level (dBuV)	Measure Level (dBuV/m)	Margin (dB)	Limit (dBuV/m)	Detector Type
1		5469.420	16.951	44.872	61.824	-6.396	68.220	PEAK
2		5470.000	16.957	43.125	60.082	-8.138	68.220	PEAK
3	*	5503.188	17.193	85.130	102.324	--	--	PEAK

Product : Wireless/ Wired X-Ray Flat Panel Detectors  
 Test Item : Band Edge Data  
 Test Date : 2019/08/06  
 Test Mode : Mode 1 SISO A: Transmit (802.11a\_6Mbps) -Channel 100 (5500MHz)

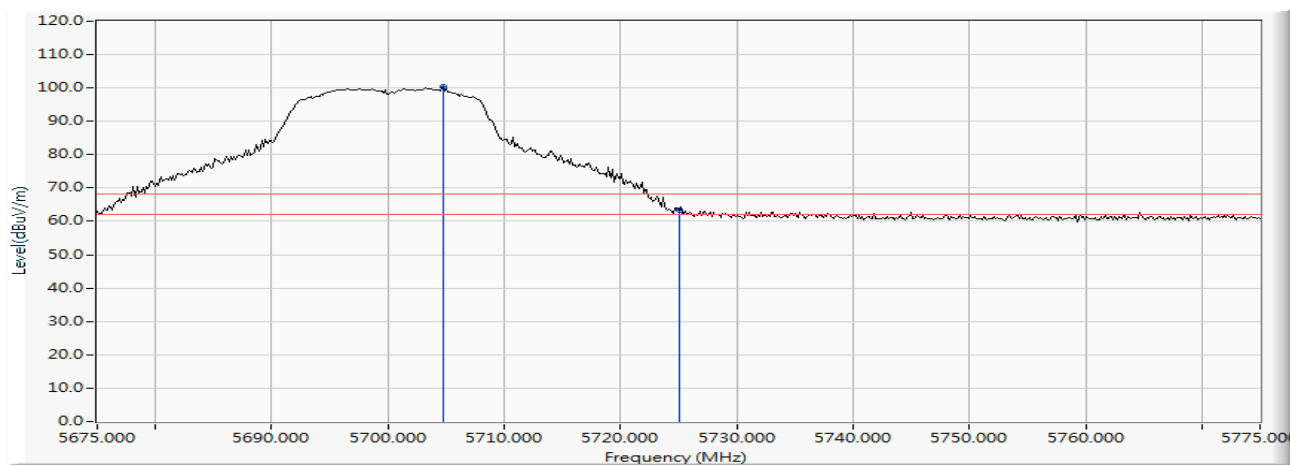
## Vertical



		Frequency (MHz)	Correct Factor (dB)	Reading Level (dBuV)	Measure Level (dBuV/m)	Margin (dB)	Limit (dBuV/m)	Detector Type
1		5470.000	16.957	47.333	64.290	-3.930	68.220	PEAK
2	*	5497.246	17.162	90.154	107.316	--	--	PEAK

Product : Wireless/ Wired X-Ray Flat Panel Detectors  
 Test Item : Band Edge Data  
 Test Date : 2019/08/06  
 Test Mode : Mode 1 SISO A: Transmit (802.11a\_6Mbps) -Channel 140 (5700MHz)

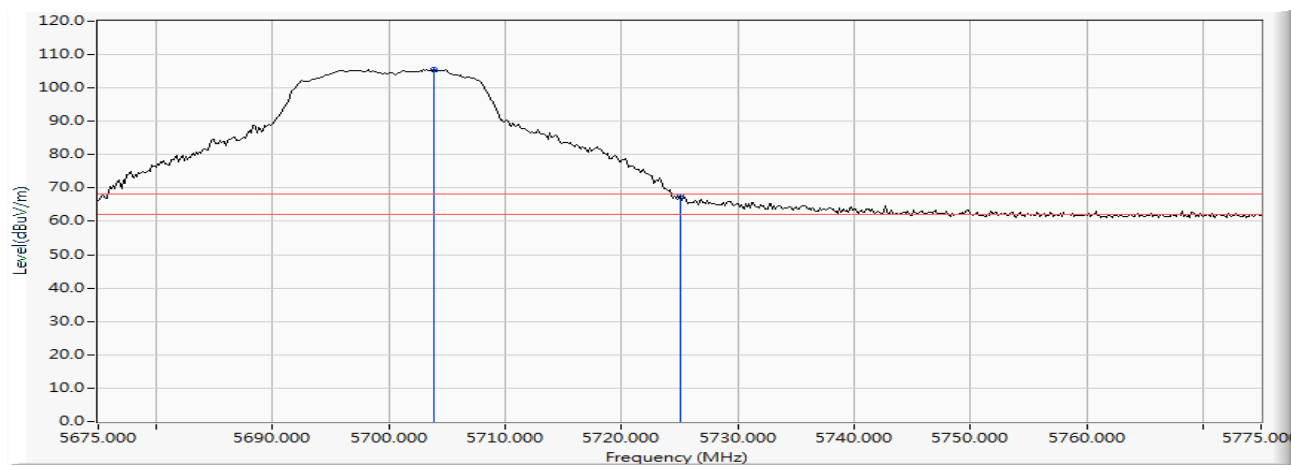
## Horizontal



		Frequency (MHz)	Correct Factor (dB)	Reading Level (dBuV)	Measure Level (dBuV/m)	Margin (dB)	Limit (dBuV/m)	Detector Type
1	*	5704.710	16.629	83.599	100.228	--	--	PEAK
2		5725.000	16.624	46.828	63.452	-4.768	68.220	PEAK

Product : Wireless/ Wired X-Ray Flat Panel Detectors  
 Test Item : Band Edge Data  
 Test Date : 2019/08/06  
 Test Mode : Mode 1 SISO A: Transmit (802.11a\_6Mbps) -Channel 140 (5700MHz)

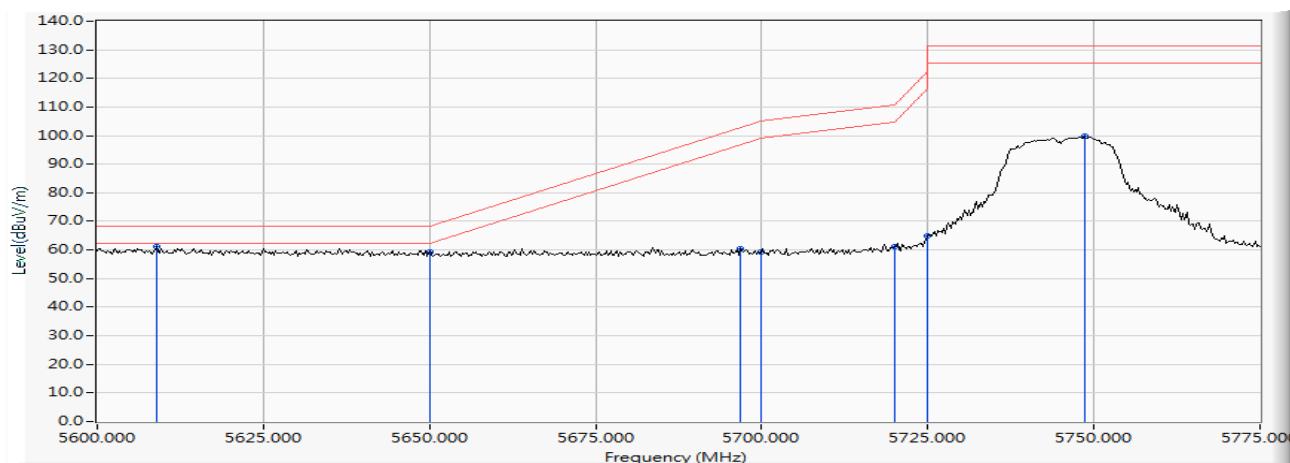
## Vertical



		Frequency (MHz)	Correct Factor (dB)	Reading Level (dBuV)	Measure Level (dBuV/m)	Margin (dB)	Limit (dBuV/m)	Detector Type
1	*	5703.841	16.631	88.900	105.531	--	--	PEAK
2		5725.000	16.624	51.050	67.674	-0.546	68.220	PEAK

Product : Wireless/ Wired X-Ray Flat Panel Detectors  
 Test Item : Band Edge Data  
 Test Date : 2019/08/06  
 Test Mode : Mode 1 SISO A: Transmit (802.11a\_6Mbps) -Channel 149 (5745MHz)

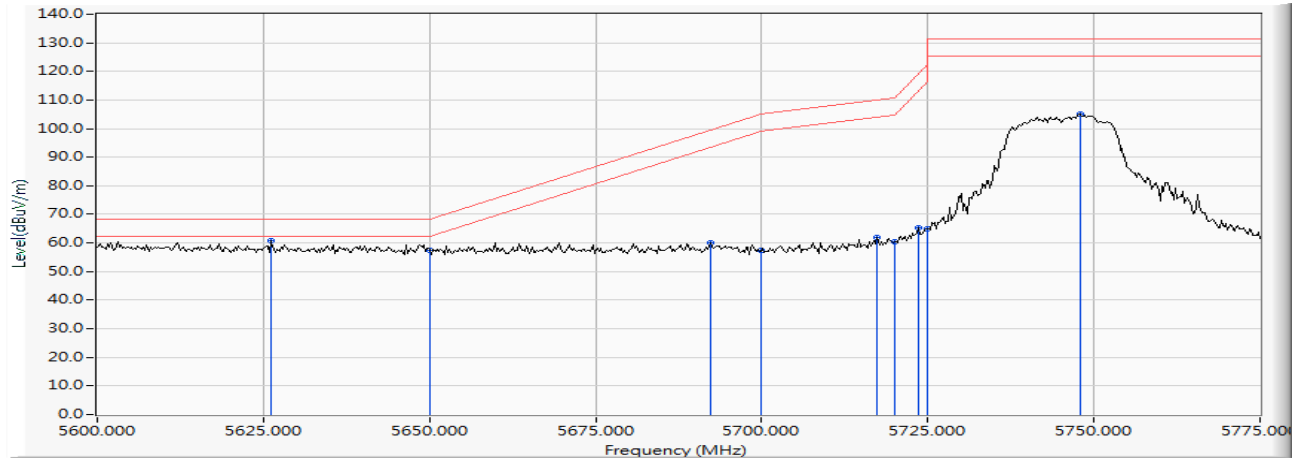
## Horizontal



		Frequency (MHz)	Correct Factor (dB)	Reading Level (dBuV)	Measure Level (dBuV/m)	Margin (dB)	Limit (dBuV/m)	Detector Type
1	*	5608.877	16.894	44.392	61.286	-6.934	68.220	PEAK
2		5650.000	16.772	42.701	59.473	-8.747	68.220	PEAK
3		5696.884	16.641	43.933	60.574	-42.321	102.895	PEAK
4		5700.000	16.636	42.781	59.417	-45.783	105.200	PEAK
5		5720.000	16.623	44.652	61.275	-49.525	110.800	PEAK
6		5725.000	16.624	48.229	64.853	-57.347	122.200	PEAK
7		5748.623	16.638	83.072	99.710	-31.490	131.200	PEAK

Product : Wireless/ Wired X-Ray Flat Panel Detectors  
 Test Item : Band Edge Data  
 Test Date : 2019/08/06  
 Test Mode : Mode 1 SISO A: Transmit (802.11a\_6Mbps) -Channel 149 (5745MHz)

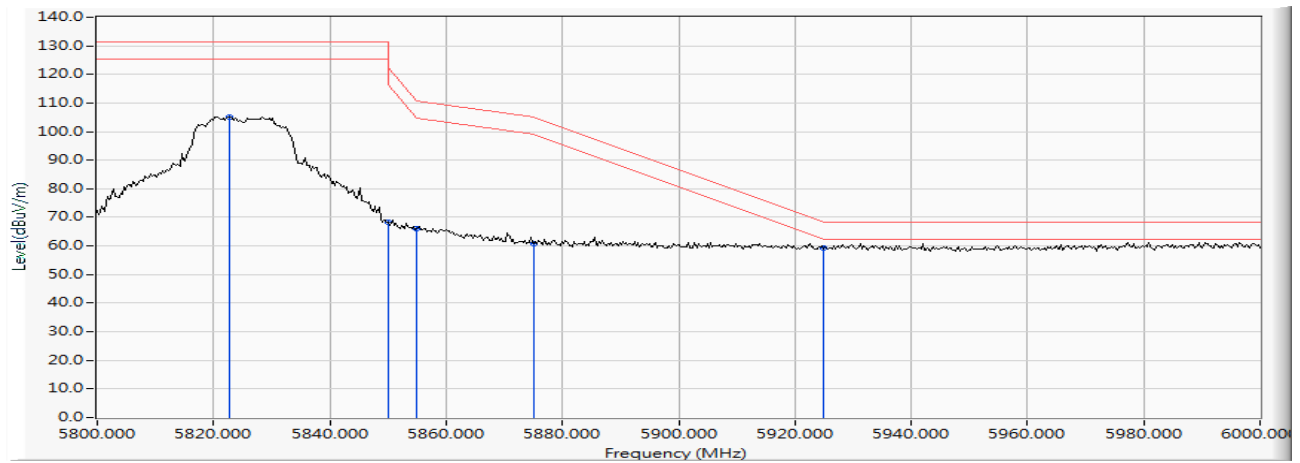
## Vertical



		Frequency (MHz)	Correct Factor (dB)	Reading Level (dBuV)	Measure Level (dBuV/m)	Margin (dB)	Limit (dBuV/m)	Detector Type
1	*	5626.123	16.842	43.853	60.696	-7.524	68.220	PEAK
2		5650.000	16.772	40.653	57.425	-10.795	68.220	PEAK
3		5692.319	16.648	43.385	60.032	-39.487	99.519	PEAK
4		5700.000	16.636	40.651	57.287	-47.913	105.200	PEAK
5		5717.428	16.623	45.430	62.053	-48.027	110.080	PEAK
6		5720.000	16.623	43.802	60.425	-50.375	110.800	PEAK
7		5723.514	16.624	48.664	65.288	-53.524	118.812	PEAK
8		5725.000	16.624	48.229	64.853	-57.347	122.200	PEAK
9		5747.862	16.636	88.405	105.041	-26.159	131.200	PEAK

Product : Wireless/ Wired X-Ray Flat Panel Detectors  
 Test Item : Band Edge Data  
 Test Date : 2019/08/06  
 Test Mode : Mode 1 SISO A: Transmit (802.11a\_6Mbps) -Channel 165 (5825MHz)

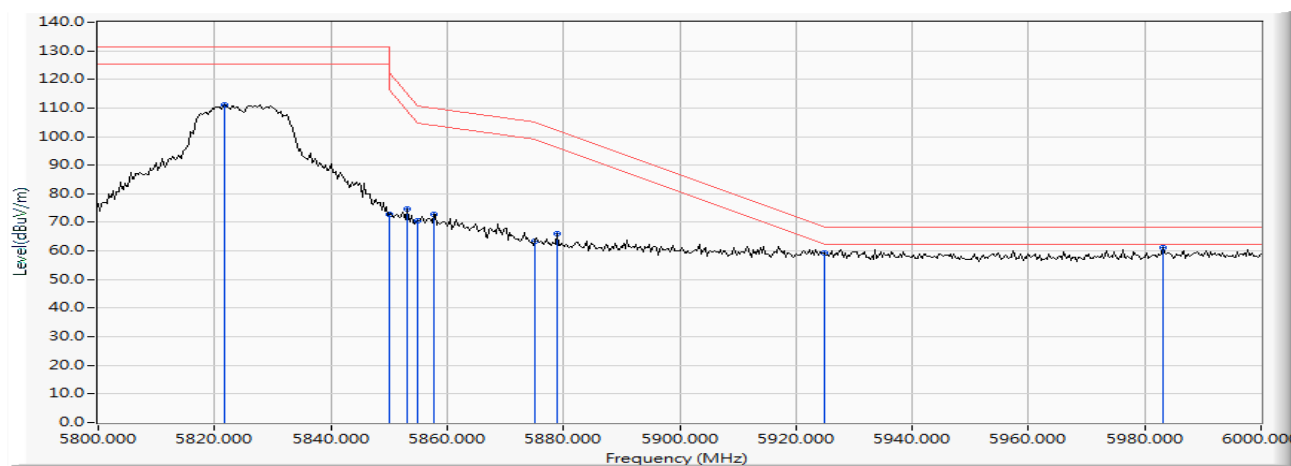
## Horizontal



		Frequency (MHz)	Correct Factor (dB)	Reading Level (dBuV)	Measure Level (dBuV/m)	Margin (dB)	Limit (dBuV/m)	Detector Type
1		5822.609	16.943	88.291	105.234	-25.966	131.200	PEAK
2		5850.000	17.081	51.098	68.179	-54.021	122.200	PEAK
3		5855.000	17.106	49.051	66.157	-44.643	110.800	PEAK
4		5875.000	17.208	43.739	60.947	-44.253	105.200	PEAK
5	*	5925.000	17.361	41.807	59.168	-9.052	68.220	PEAK

Product : Wireless/ Wired X-Ray Flat Panel Detectors  
 Test Item : Band Edge Data  
 Test Date : 2019/08/06  
 Test Mode : Mode 1 SISO A: Transmit (802.11a\_6Mbps) -Channel 165 (5825MHz)

## Vertical

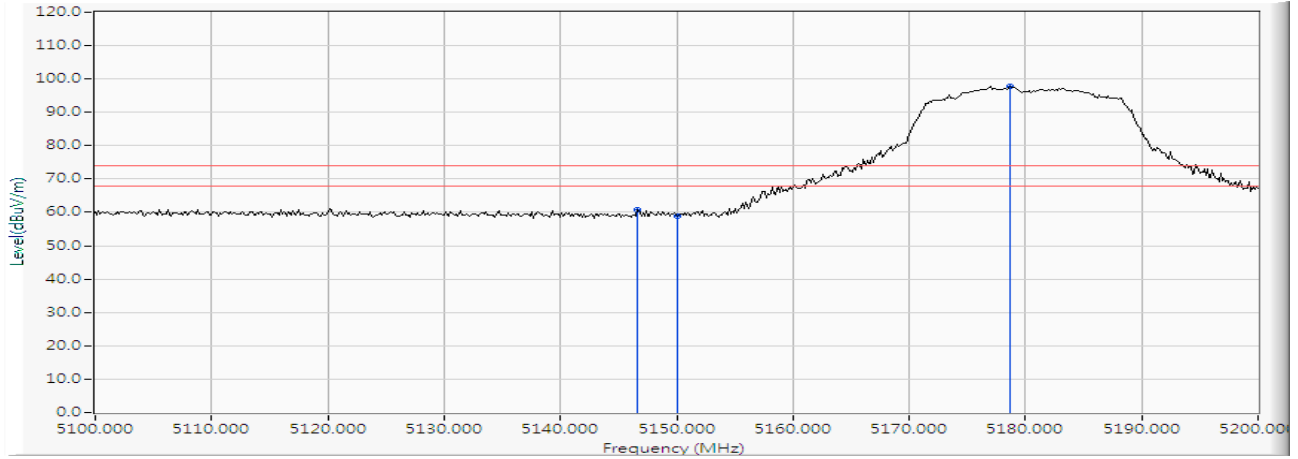


		Frequency (MHz)	Correct Factor (dB)	Reading Level (dBuV)	Measure Level (dBuV/m)	Margin (dB)	Limit (dBuV/m)	Detector Type
1		5821.739	16.938	94.051	110.989	-20.211	131.200	PEAK
2		5850.000	17.081	55.577	72.658	-49.542	122.200	PEAK
3		5853.043	17.096	57.689	74.786	-40.476	115.262	PEAK
4		5855.000	17.106	53.391	70.497	-40.303	110.800	PEAK
5		5857.681	17.120	55.612	72.732	-37.317	110.049	PEAK
6		5875.000	17.208	46.253	63.461	-41.739	105.200	PEAK
7		5878.841	17.227	48.885	66.112	-36.247	102.359	PEAK
8		5925.000	17.361	41.825	59.186	-9.034	68.220	PEAK
9	*	5983.188	17.422	43.615	61.037	-7.183	68.220	PEAK



Product : Wireless/ Wired X-Ray Flat Panel Detectors  
 Test Item : Band Edge Data  
 Test Date : 2019/10/03  
 Test Mode : Mode 1 SISO A: Transmit (802.11n-20BW\_7.2Mbps) -Channel 36 (5180MHz)

## Horizontal



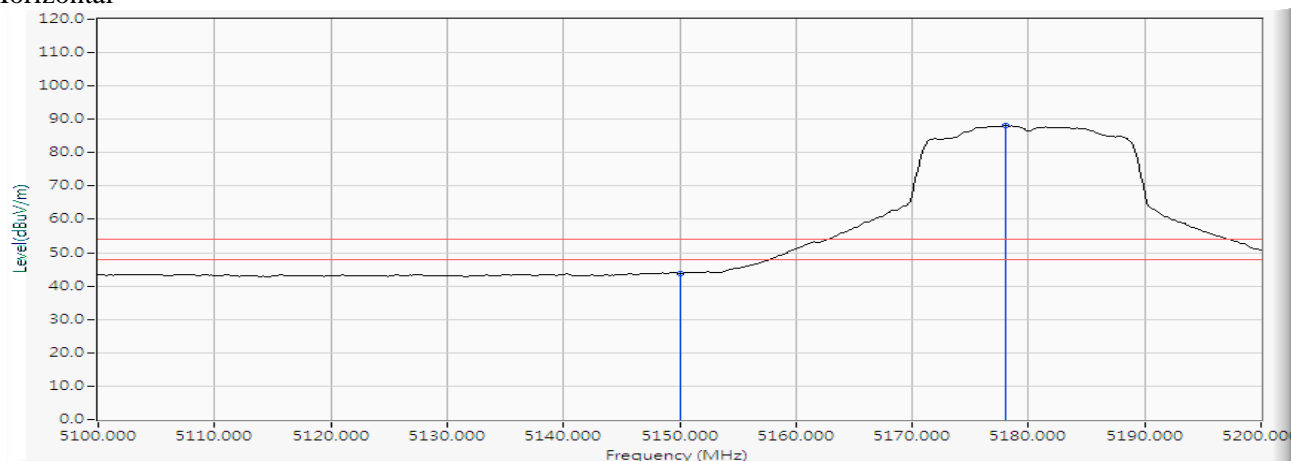
		Frequency (MHz)	Correct Factor (dB)	Reading Level (dBuV)	Measure Level (dBuV/m)	Margin (dB)	Limit (dBuV/m)	Detector Type
1		5146.667	16.223	44.486	60.709	-13.291	74.000	PEAK
2		5150.000	16.185	42.734	58.919	-15.081	74.000	PEAK
3	*	5178.696	15.857	81.882	97.739	--	--	PEAK

## Note:

1. All readings above 1GHz are performed with peak and/or average measurements as necessary.
2. Measurement Level = Reading Level + Correct Factor.
3. The average measurement was not performed when the peak measured data under the limit of average detection.

Product : Wireless/ Wired X-Ray Flat Panel Detectors  
 Test Item : Band Edge Data  
 Test Date : 2019/10/03  
 Test Mode : Mode 1 SISO A: Transmit (802.11n-20BW\_7.2Mbps) -Channel 36 (5180MHz)

## Horizontal



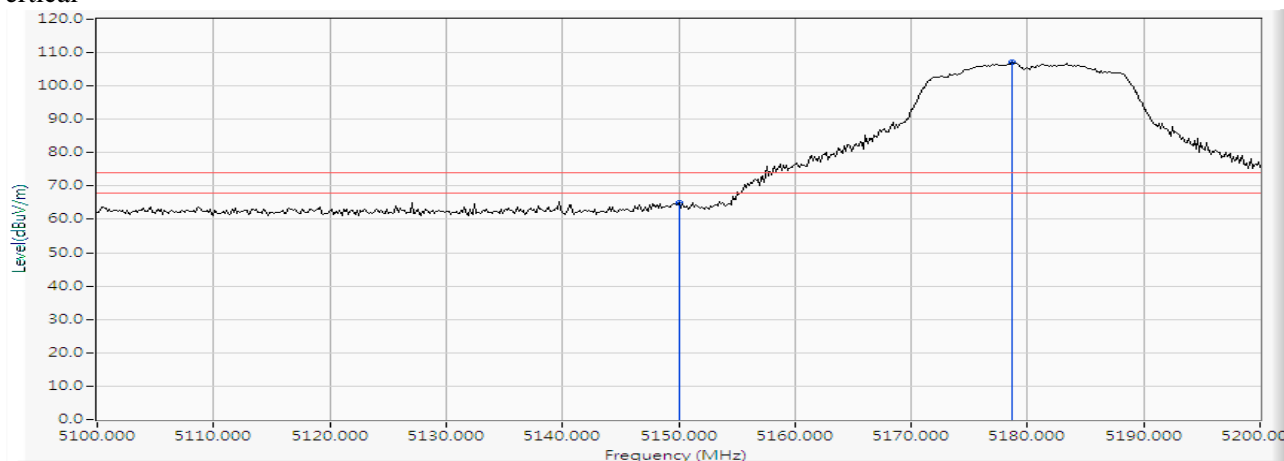
		Frequency (MHz)	Correct Factor (dB)	Reading Level (dBuV)	Measure Level (dBuV/m)	Margin (dB)	Limit (dBuV/m)	Detector Type
1		5150.000	16.185	27.676	43.861	-10.139	54.000	AVERAGE
2	*	5177.971	15.866	72.194	88.060	--	--	AVERAGE

## Note:

1. All readings above 1GHz are performed with peak and/or average measurements as necessary.
2. Measurement Level = Reading Level + Correct Factor.
3. The average measurement was not performed when the peak measured data under the limit of average detection.

Product : Wireless/ Wired X-Ray Flat Panel Detectors  
 Test Item : Band Edge Data  
 Test Date : 2019/10/03  
 Test Mode : Mode 1 SISO A: Transmit (802.11n-20BW\_7.2Mbps) -Channel 36 (5180MHz)

## Vertical



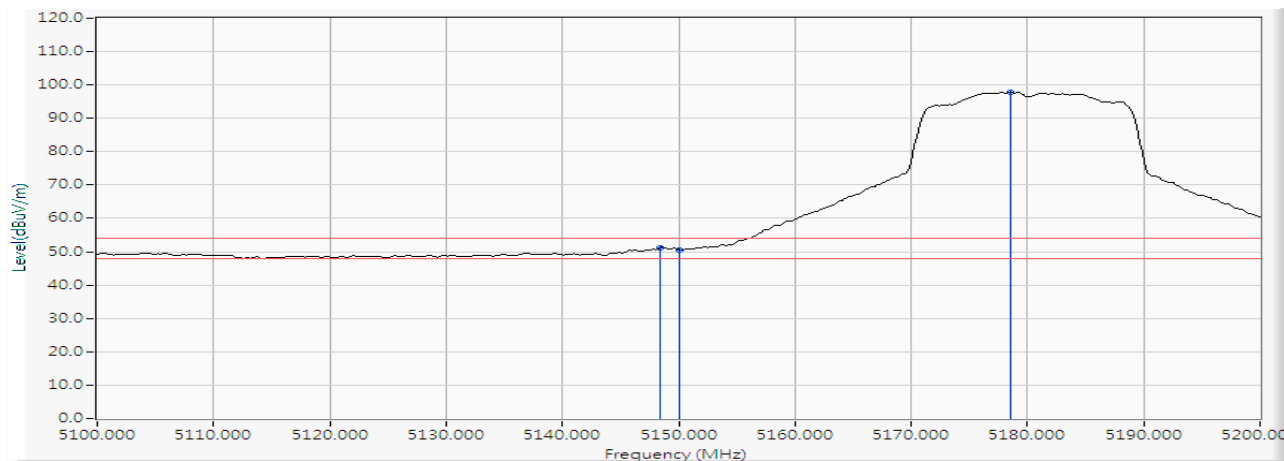
		Frequency (MHz)	Correct Factor (dB)	Reading Level (dBuV)	Measure Level (dBuV/m)	Margin (dB)	Limit (dBuV/m)	Detector Type
1		5150.000	16.185	48.780	64.965	-9.035	74.000	PEAK
2	*	5178.696	15.857	91.186	107.043	--	--	PEAK

## Note:

1. All readings above 1GHz are performed with peak and/or average measurements as necessary.
2. Measurement Level = Reading Level + Correct Factor.
3. The average measurement was not performed when the peak measured data under the limit of average detection.

Product : Wireless/ Wired X-Ray Flat Panel Detectors  
 Test Item : Band Edge Data  
 Test Date : 2019/10/03  
 Test Mode : Mode 1 SISO A: Transmit (802.11n-20BW\_7.2Mbps) -Channel 36 (5180MHz)

## Vertical



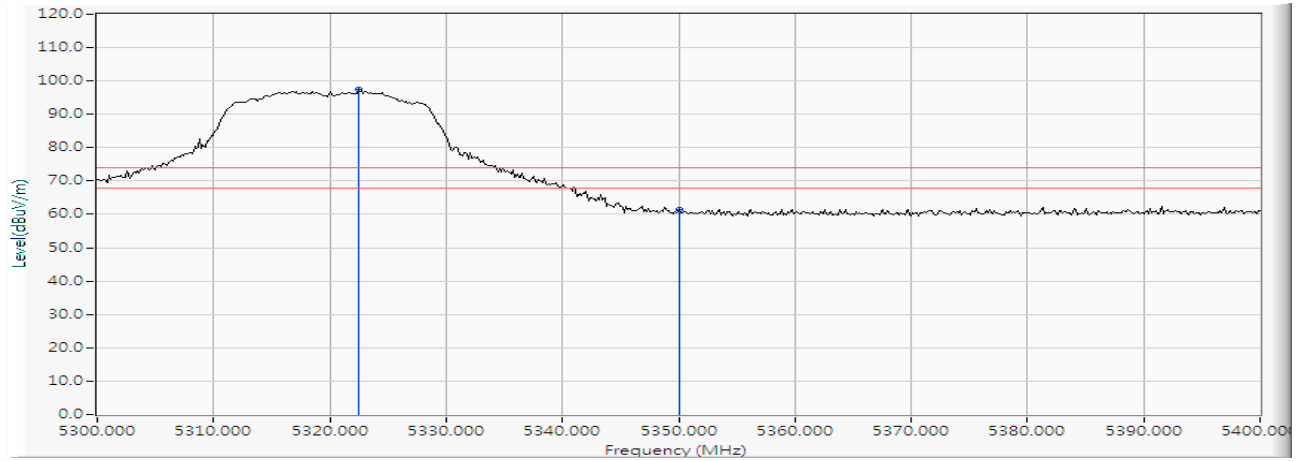
		Frequency (MHz)	Correct Factor (dB)	Reading Level (dBuV)	Measure Level (dBuV/m)	Margin (dB)	Limit (dBuV/m)	Detector Type
1		5148.406	16.203	35.050	51.253	-2.747	54.000	AVERAGE
2		5150.000	16.185	34.466	50.651	-3.349	54.000	AVERAGE
3	*	5178.551	15.859	81.935	97.794	--	--	AVERAGE

## Note:

1. All readings above 1GHz are performed with peak and/or average measurements as necessary.
2. Measurement Level = Reading Level + Correct Factor.
3. The average measurement was not performed when the peak measured data under the limit of average detection.

Product : Wireless/ Wired X-Ray Flat Panel Detectors  
 Test Item : Band Edge Data  
 Test Date : 2019/10/03  
 Test Mode : Mode 1 SISO A: Transmit (802.11n-20BW\_7.2Mbps) -Channel 64 (5320MHz)

## Horizontal



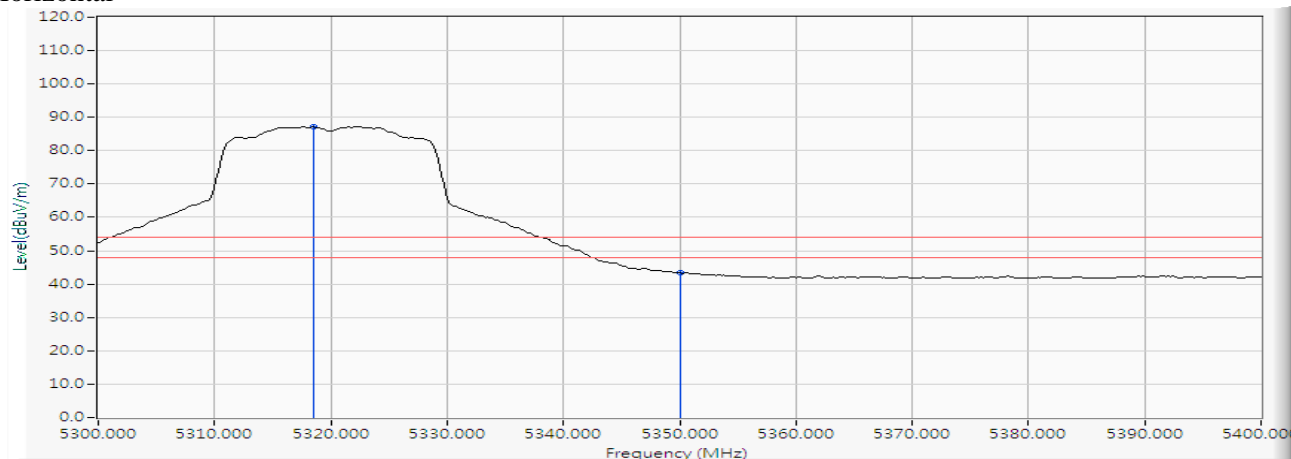
		Frequency (MHz)	Correct Factor (dB)	Reading Level (dBuV)	Measure Level (dBuV/m)	Margin (dB)	Limit (dBuV/m)	Detector Type
1	*	5322.464	15.597	81.866	97.463	--	--	PEAK
2		5350.000	15.865	45.430	61.294	-12.706	74.000	PEAK

## Note:

1. All readings above 1GHz are performed with peak and/or average measurements as necessary.
2. Measurement Level = Reading Level + Correct Factor.
3. The average measurement was not performed when the peak measured data under the limit of average detection.

Product : Wireless/ Wired X-Ray Flat Panel Detectors  
 Test Item : Band Edge Data  
 Test Date : 2019/10/03  
 Test Mode : Mode 1 SISO A: Transmit (802.11n-20BW\_7.2Mbps) -Channel 64 (5320MHz)

## Horizontal



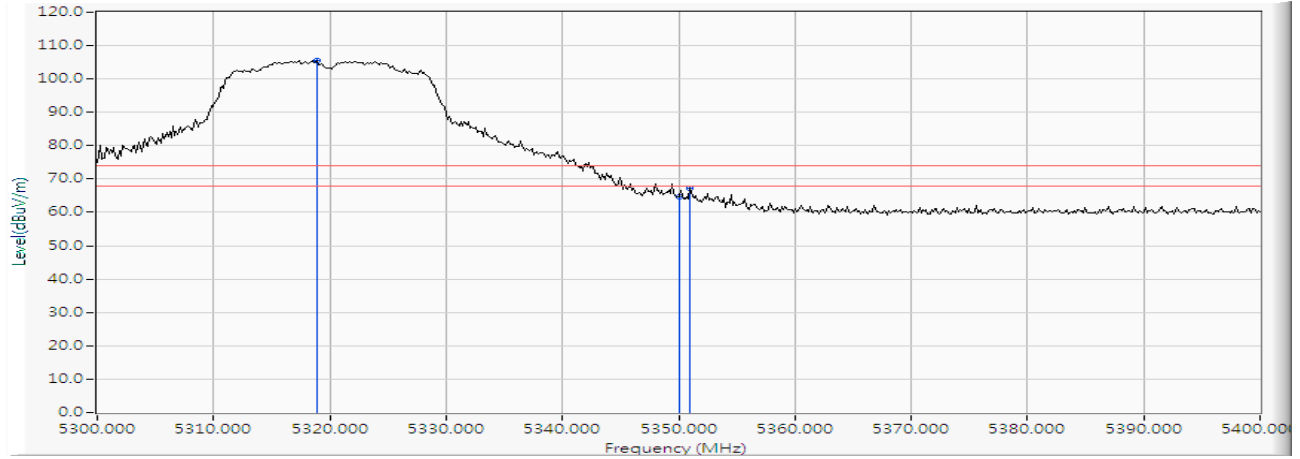
		Frequency (MHz)	Correct Factor (dB)	Reading Level (dBuV)	Measure Level (dBuV/m)	Margin (dB)	Limit (dBuV/m)	Detector Type
1	*	5318.551	15.559	71.563	87.122	--	--	AVERAGE
2		5350.000	15.865	27.433	43.297	-10.703	54.000	AVERAGE

## Note:

1. All readings above 1GHz are performed with peak and/or average measurements as necessary.
2. Measurement Level = Reading Level + Correct Factor.
3. The average measurement was not performed when the peak measured data under the limit of average detection.

Product : Wireless/ Wired X-Ray Flat Panel Detectors  
 Test Item : Band Edge Data  
 Test Date : 2019/10/03  
 Test Mode : Mode 1 SISO A: Transmit (802.11n-20BW\_7.2Mbps) -Channel 64 (5320MHz)

## Vertical



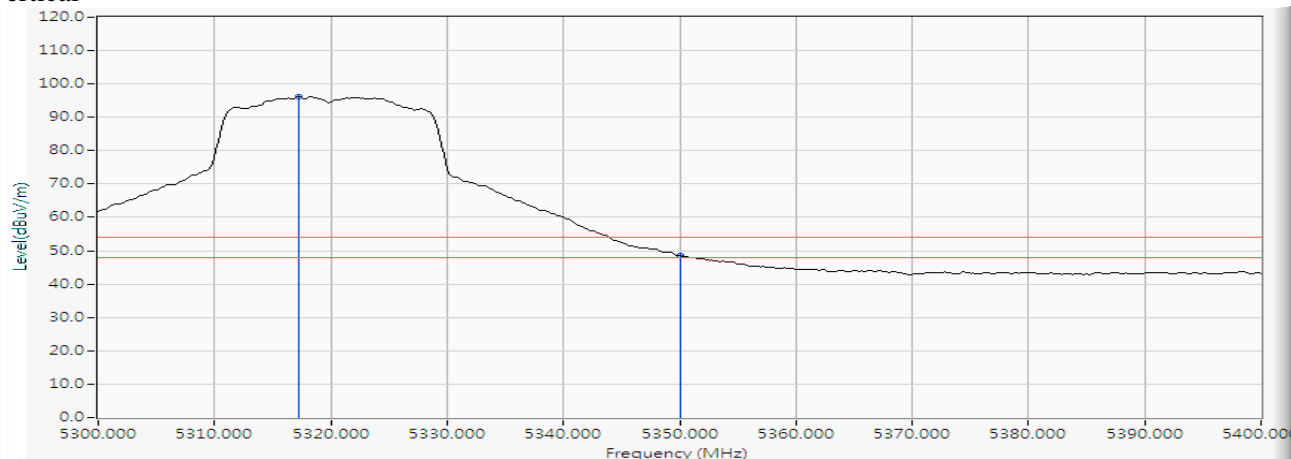
		Frequency (MHz)	Correct Factor (dB)	Reading Level (dBuV)	Measure Level (dBuV/m)	Margin (dB)	Limit (dBuV/m)	Detector Type
1	*	5318.841	15.562	89.971	105.533	--	--	PEAK
2		5350.000	15.865	48.699	64.563	-9.437	74.000	PEAK
3		5351.014	15.874	51.358	67.232	-6.768	74.000	PEAK

## Note:

1. All readings above 1GHz are performed with peak and/or average measurements as necessary.
2. Measurement Level = Reading Level + Correct Factor.
3. The average measurement was not performed when the peak measured data under the limit of average detection.

Product : Wireless/ Wired X-Ray Flat Panel Detectors  
 Test Item : Band Edge Data  
 Test Date : 2019/10/03  
 Test Mode : Mode 1 SISO A: Transmit (802.11n-20BW\_7.2Mbps) -Channel 64 (5320MHz)

Vertical



		Frequency (MHz)	Correct Factor (dB)	Reading Level (dBuV)	Measure Level (dBuV/m)	Margin (dB)	Limit (dBuV/m)	Detector Type
1	*	5317.246	15.546	80.585	96.131	--	--	AVERAGE
2		5350.000	15.865	32.688	48.552	-5.448	54.000	AVERAGE

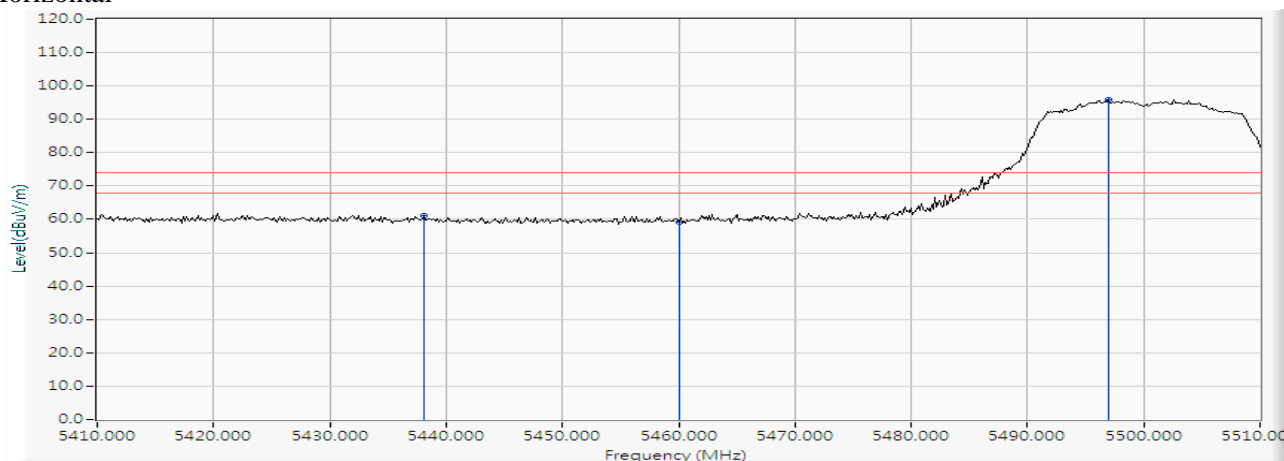
Note:

1. All readings above 1GHz are performed with peak and/or average measurements as necessary.
2. Measurement Level = Reading Level + Correct Factor.
3. The average measurement was not performed when the peak measured data under the limit of average detection.



Product : Wireless/ Wired X-Ray Flat Panel Detectors  
 Test Item : Band Edge Data  
 Test Date : 2019/10/03  
 Test Mode : Mode 1 SISO A: Transmit (802.11n-20BW\_7.2Mbps) -Channel 100 (5500MHz)

## Horizontal



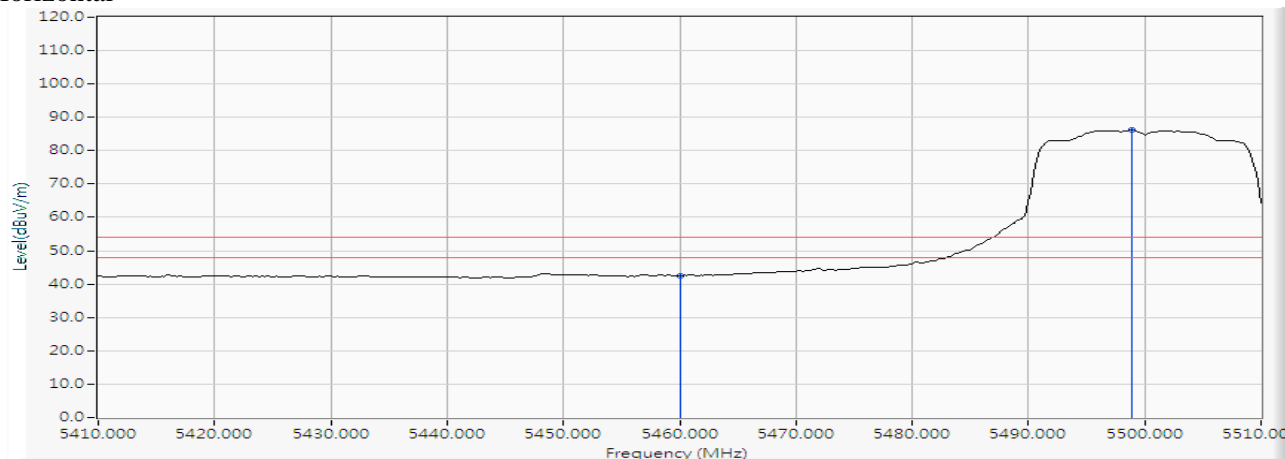
		Frequency (MHz)	Correct Factor (dB)	Reading Level (dBuV)	Measure Level (dBuV/m)	Margin (dB)	Limit (dBuV/m)	Detector Type
1		5438.116	16.680	44.590	61.270	-12.730	74.000	PEAK
2		5460.000	16.870	42.291	59.161	-14.839	74.000	PEAK
3	*	5496.957	17.162	78.774	95.935	--	--	PEAK

## Note:

1. All readings above 1GHz are performed with peak and/or average measurements as necessary.
2. Measurement Level = Reading Level + Correct Factor.
3. The average measurement was not performed when the peak measured data under the limit of average detection.

Product : Wireless/ Wired X-Ray Flat Panel Detectors  
 Test Item : Band Edge Data  
 Test Date : 2019/10/03  
 Test Mode : Mode 1 SISO A: Transmit (802.11n-20BW\_7.2Mbps) -Channel 100 (5500MHz)

## Horizontal



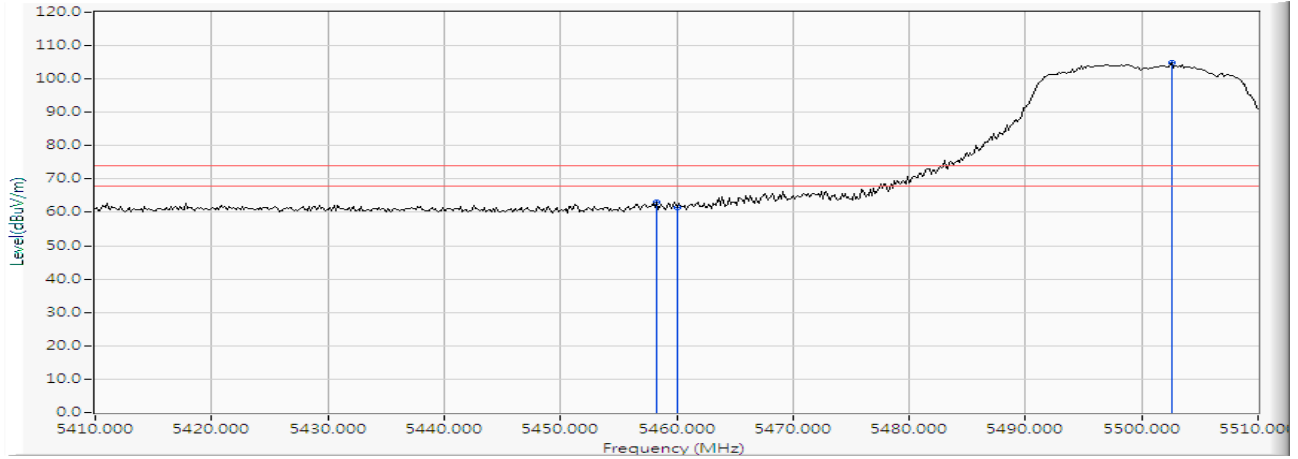
		Frequency (MHz)	Correct Factor (dB)	Reading Level (dBuV)	Measure Level (dBuV/m)	Margin (dB)	Limit (dBuV/m)	Detector Type
1		5460.000	16.870	25.556	42.426	-11.574	54.000	AVERAGE
2	*	5498.841	17.171	69.001	86.172	--	--	AVERAGE

## Note:

1. All readings above 1GHz are performed with peak and/or average measurements as necessary.
2. Measurement Level = Reading Level + Correct Factor.
3. The average measurement was not performed when the peak measured data under the limit of average detection.

Product : Wireless/ Wired X-Ray Flat Panel Detectors  
 Test Item : Band Edge Data  
 Test Date : 2019/10/03  
 Test Mode : Mode 1 SISO A: Transmit (802.11n-20BW\_7.2Mbps) -Channel 100 (5500MHz)

## Vertical



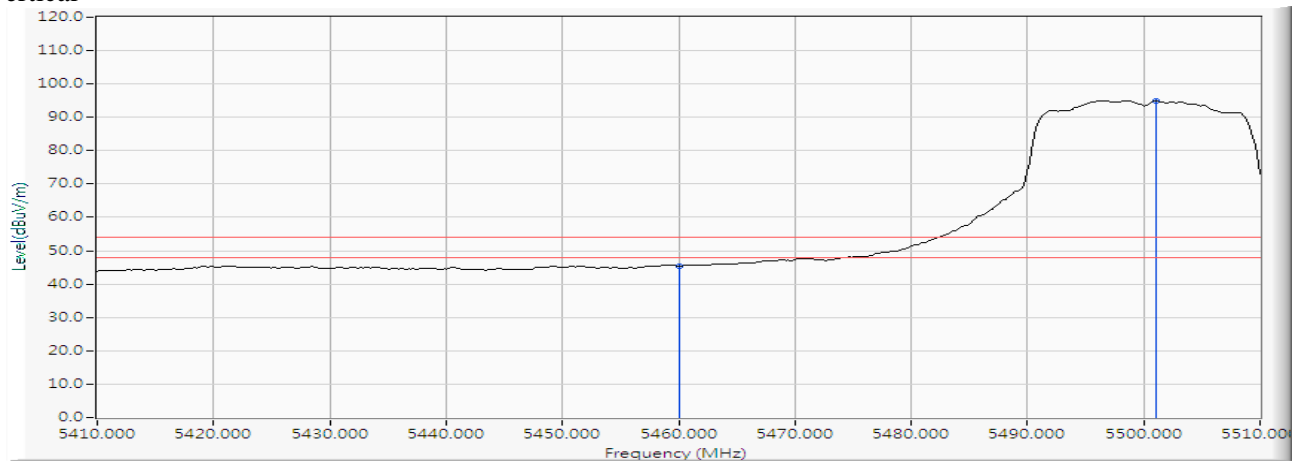
		Frequency (MHz)	Correct Factor (dB)	Reading Level (dBuV)	Measure Level (dBuV/m)	Margin (dB)	Limit (dBuV/m)	Detector Type
1		5458.261	16.855	46.159	63.014	-10.986	74.000	PEAK
2		5460.000	16.870	44.530	61.400	-12.600	74.000	PEAK
3	*	5502.609	17.191	87.592	104.783	--	--	PEAK

## Note:

1. All readings above 1GHz are performed with peak and/or average measurements as necessary.
2. Measurement Level = Reading Level + Correct Factor.
3. The average measurement was not performed when the peak measured data under the limit of average detection.

Product : Wireless/ Wired X-Ray Flat Panel Detectors  
 Test Item : Band Edge Data  
 Test Date : 2019/10/03  
 Test Mode : Mode 1 SISO A: Transmit (802.11n-20BW\_7.2Mbps) -Channel 100 (5500MHz)

Vertical



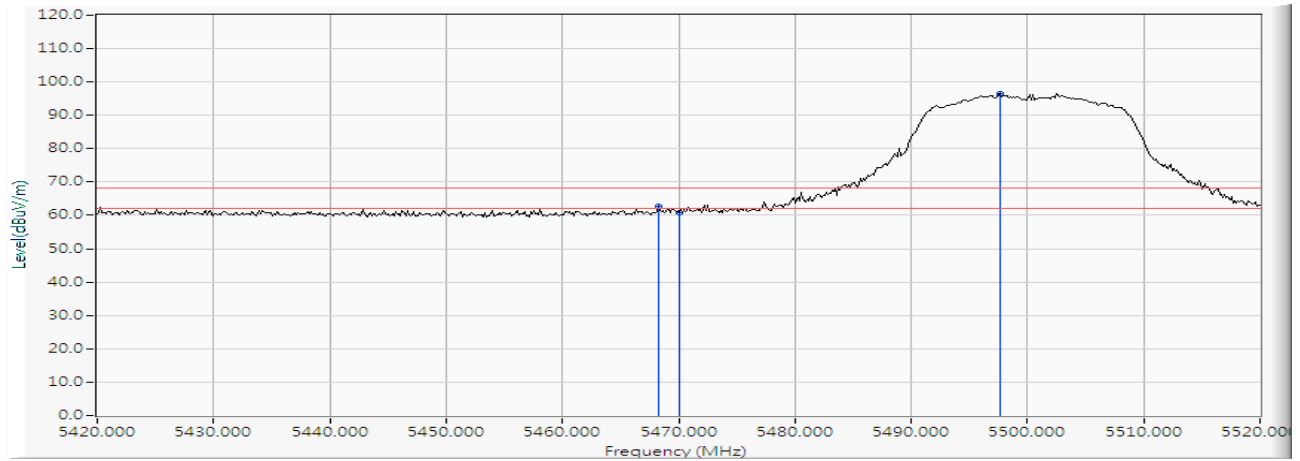
		Frequency (MHz)	Correct Factor (dB)	Reading Level (dBuV)	Measure Level (dBuV/m)	Margin (dB)	Limit (dBuV/m)	Detector Type
1		5460.000	16.870	28.511	45.381	-8.619	54.000	AVERAGE
2	*	5501.014	17.182	77.744	94.926	--	--	AVERAGE

Note:

1. All readings above 1GHz are performed with peak and/or average measurements as necessary.
2. Measurement Level = Reading Level + Correct Factor.
3. The average measurement was not performed when the peak measured data under the limit of average detection.

Product : Wireless/ Wired X-Ray Flat Panel Detectors  
 Test Item : Band Edge Data  
 Test Date : 2019/10/03  
 Test Mode : Mode 1 SISO A: Transmit (802.11n-20BW\_7.2Mbps)-Channel 100 (5500MHz)

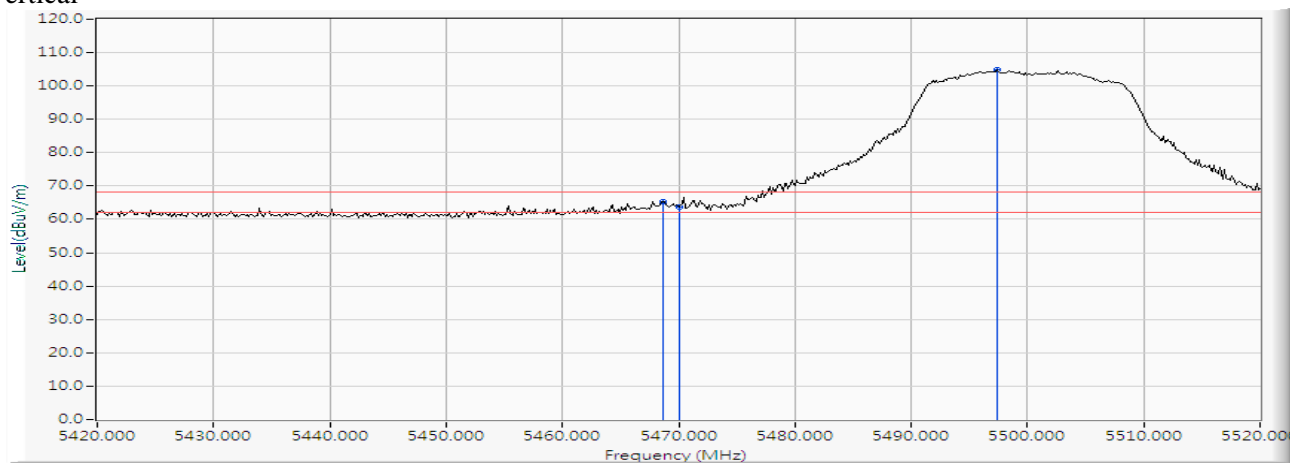
## Horizontal



		Frequency (MHz)	Correct Factor (dB)	Reading Level (dBuV)	Measure Level (dBuV/m)	Margin (dB)	Limit (dBuV/m)	Detector Type
1		5468.261	16.942	45.750	62.692	-5.528	68.220	PEAK
2		5470.000	16.957	43.962	60.919	-7.301	68.220	PEAK
3	*	5497.681	17.165	79.385	96.550	--	--	PEAK

Product : Wireless/ Wired X-Ray Flat Panel Detectors  
 Test Item : Band Edge Data  
 Test Date : 2019/10/03  
 Test Mode : Mode 1 SISO A: Transmit (802.11n-20BW\_7.2Mbps)-Channel 100 (5500MHz)

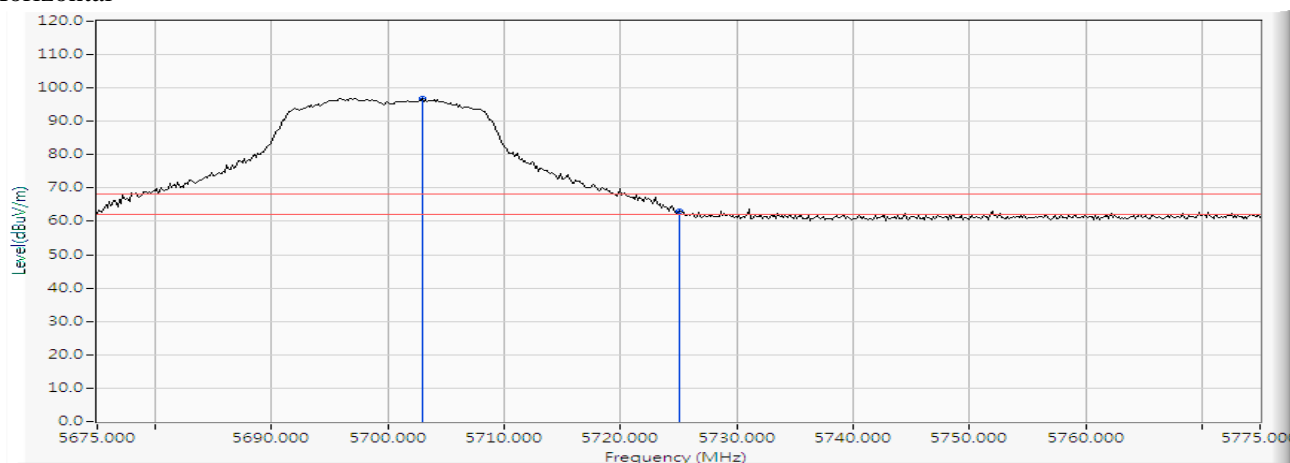
Vertical



		Frequency (MHz)	Correct Factor (dB)	Reading Level (dBuV)	Measure Level (dBuV/m)	Margin (dB)	Limit (dBuV/m)	Detector Type
1		5468.696	16.945	48.487	65.432	-2.788	68.220	PEAK
2		5470.000	16.957	46.725	63.682	-4.538	68.220	PEAK
3	*	5497.391	17.163	87.771	104.934	--	--	PEAK

Product : Wireless/ Wired X-Ray Flat Panel Detectors  
 Test Item : Band Edge Data  
 Test Date : 2019/10/03  
 Test Mode : Mode 1 SISO A: Transmit (802.11n-20BW\_7.2Mbps)-Channel 140 (5700MHz)

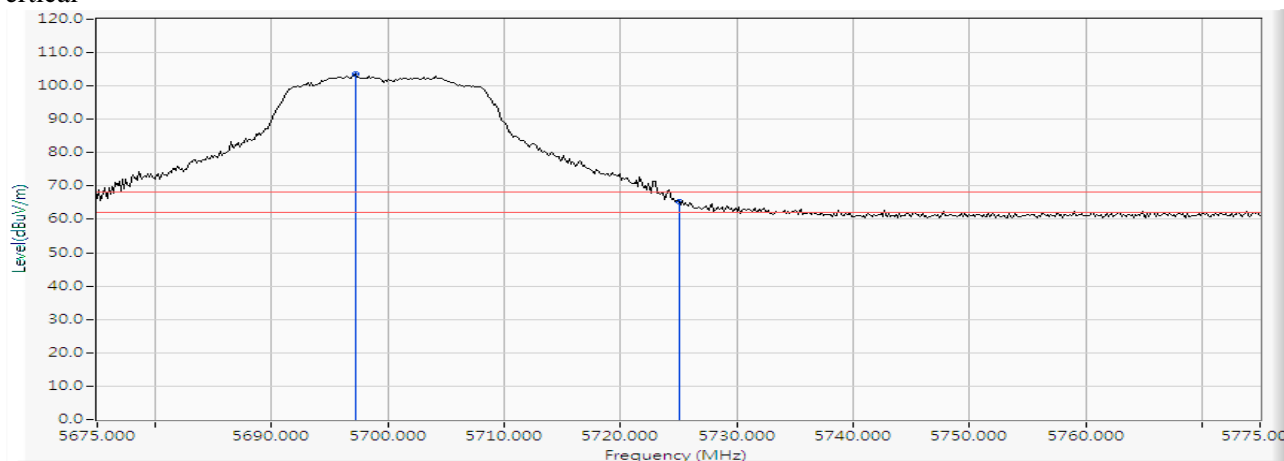
## Horizontal



		Frequency (MHz)	Correct Factor (dB)	Reading Level (dBuV)	Measure Level (dBuV/m)	Margin (dB)	Limit (dBuV/m)	Detector Type
1	*	5702.971	16.631	80.201	96.833	--	--	PEAK
2		5725.000	16.624	46.536	63.160	-5.060	68.220	PEAK

Product : Wireless/ Wired X-Ray Flat Panel Detectors  
 Test Item : Band Edge Data  
 Test Date : 2019/10/03  
 Test Mode : Mode 1 SISO A: Transmit (802.11n-20BW\_7.2Mbps)-Channel 140 (5700MHz)

## Vertical

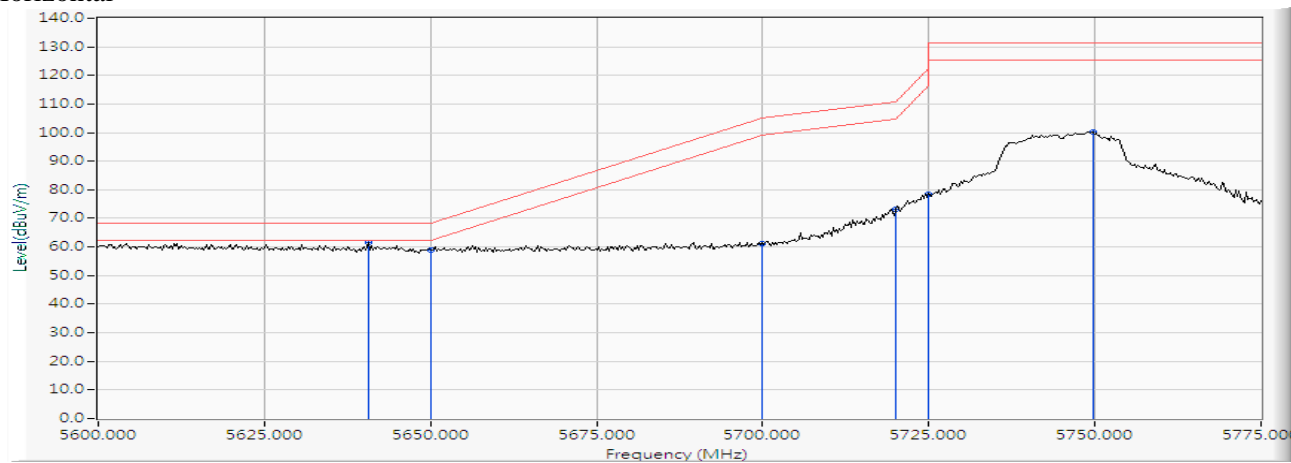


		Frequency (MHz)	Correct Factor (dB)	Reading Level (dBuV)	Measure Level (dBuV/m)	Margin (dB)	Limit (dBuV/m)	Detector Type
1	*	5697.174	16.640	86.963	103.603	--	--	PEAK
2		5725.000	16.624	48.554	65.178	-3.042	68.220	PEAK



Product : Wireless/ Wired X-Ray Flat Panel Detectors  
 Test Item : Band Edge Data  
 Test Date : 2019/10/03  
 Test Mode : Mode 1 SISO A: Transmit (802.11n-20BW\_7.2Mbps)-Channel 149 (5745MHz)

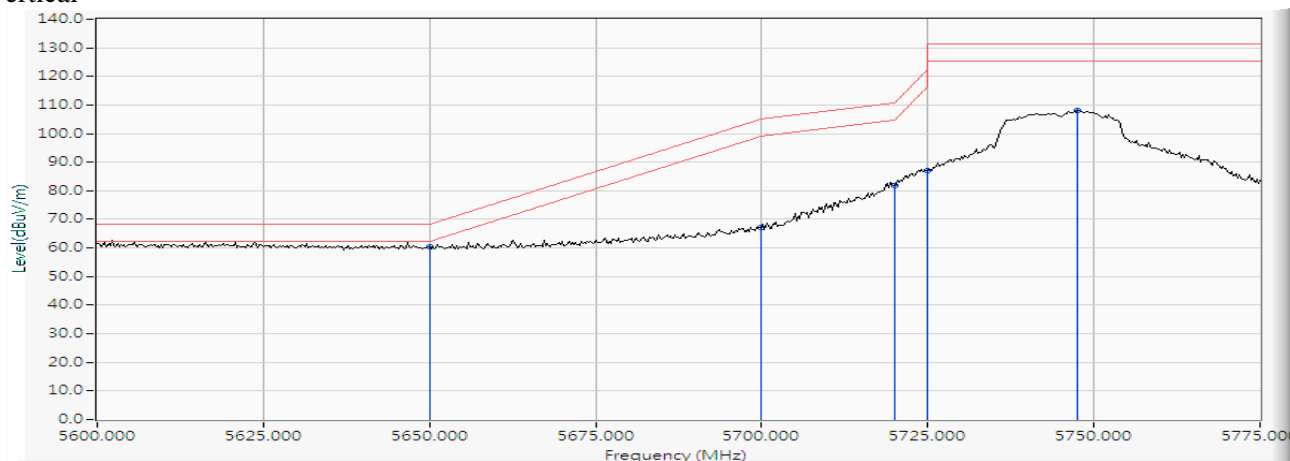
## Horizontal



		Frequency (MHz)	Correct Factor (dB)	Reading Level (dBuV)	Measure Level (dBuV/m)	Margin (dB)	Limit (dBuV/m)	Detector Type
1	*	5640.580	16.801	44.619	61.419	-6.801	68.220	PEAK
2		5650.000	16.772	42.298	59.070	-9.150	68.220	PEAK
3		5700.000	16.636	44.716	61.352	-43.848	105.200	PEAK
4		5720.000	16.623	56.524	73.147	-37.653	110.800	PEAK
5		5725.000	16.624	62.004	78.628	-43.572	122.200	PEAK
6		5749.638	16.641	83.642	100.282	-30.918	131.200	PEAK

Product : Wireless/ Wired X-Ray Flat Panel Detectors  
 Test Item : Band Edge Data  
 Test Date : 2019/10/03  
 Test Mode : Mode 1 SISO A: Transmit (802.11n-20BW\_7.2Mbps)-Channel 149 (5745MHz)

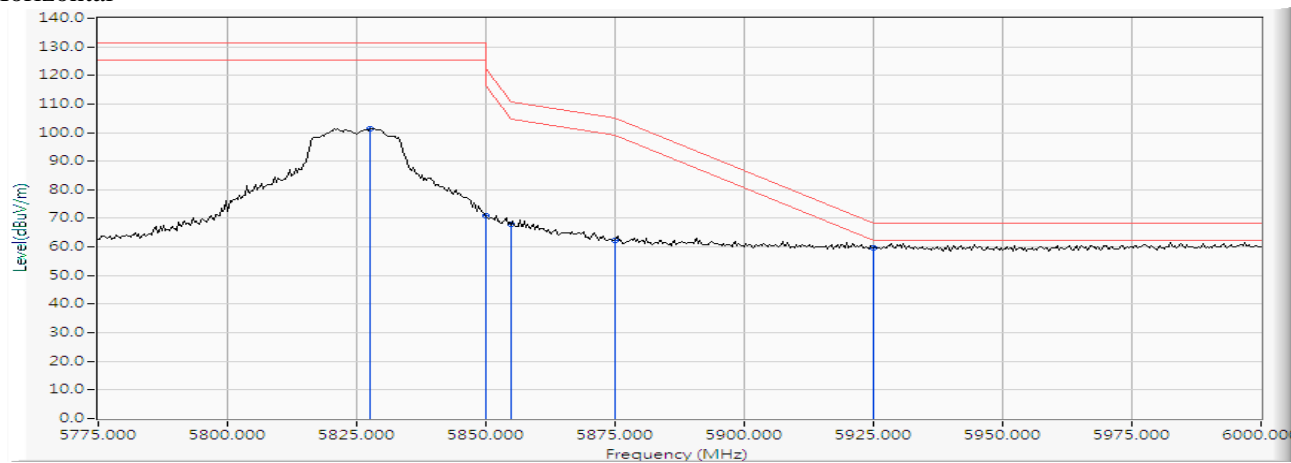
## Vertical



		Frequency (MHz)	Correct Factor (dB)	Reading Level (dBuV)	Measure Level (dBuV/m)	Margin (dB)	Limit (dBuV/m)	Detector Type
1	*	5650.000	16.772	43.534	60.306	-7.914	68.220	PEAK
2		5700.000	16.636	50.724	67.360	-37.840	105.200	PEAK
3		5720.000	16.623	65.128	81.751	-29.049	110.800	PEAK
4		5725.000	16.624	70.604	87.228	-34.972	122.200	PEAK
5		5747.609	16.635	91.335	107.970	-23.230	131.200	PEAK

Product : Wireless/ Wired X-Ray Flat Panel Detectors  
 Test Item : Band Edge Data  
 Test Date : 2019/10/03  
 Test Mode : Mode 1 SISO A: Transmit (802.11n-20BW\_7.2Mbps)-Channel 165 (5825MHz)

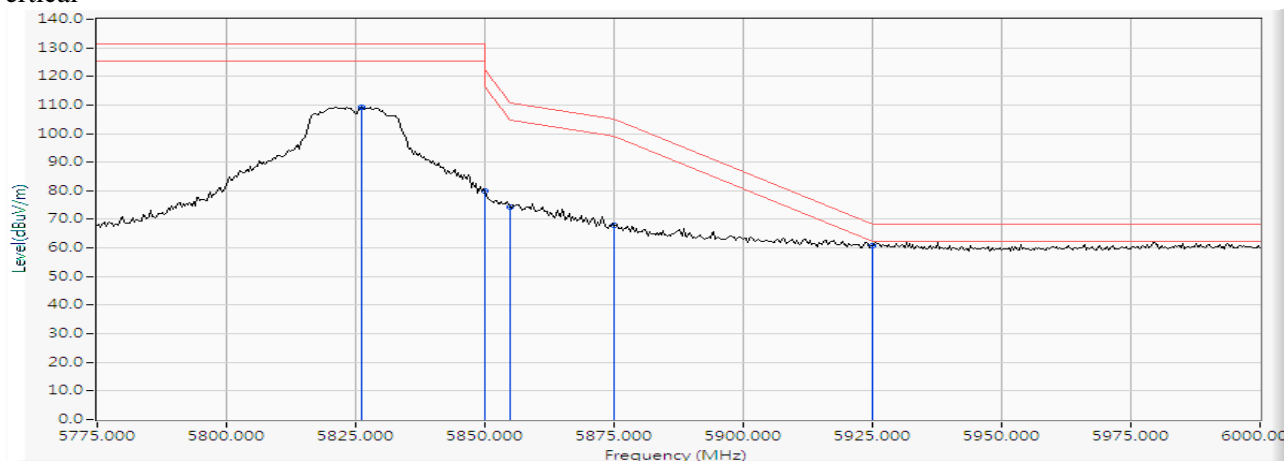
## Horizontal



		Frequency (MHz)	Correct Factor (dB)	Reading Level (dBuV)	Measure Level (dBuV/m)	Margin (dB)	Limit (dBuV/m)	Detector Type
1		5827.500	16.968	84.502	101.469	-29.731	131.200	PEAK
2		5850.000	17.081	53.734	70.815	-51.385	122.200	PEAK
3		5855.000	17.106	50.933	68.039	-42.761	110.800	PEAK
4		5875.000	17.208	45.205	62.413	-42.787	105.200	PEAK
5	*	5925.000	17.361	42.444	59.805	-8.415	68.220	PEAK

Product : Wireless/ Wired X-Ray Flat Panel Detectors  
 Test Item : Band Edge Data  
 Test Date : 2019/10/03  
 Test Mode : Mode 1 SISO A: Transmit (802.11n-20BW\_7.2Mbps)-Channel 165 (5825MHz)

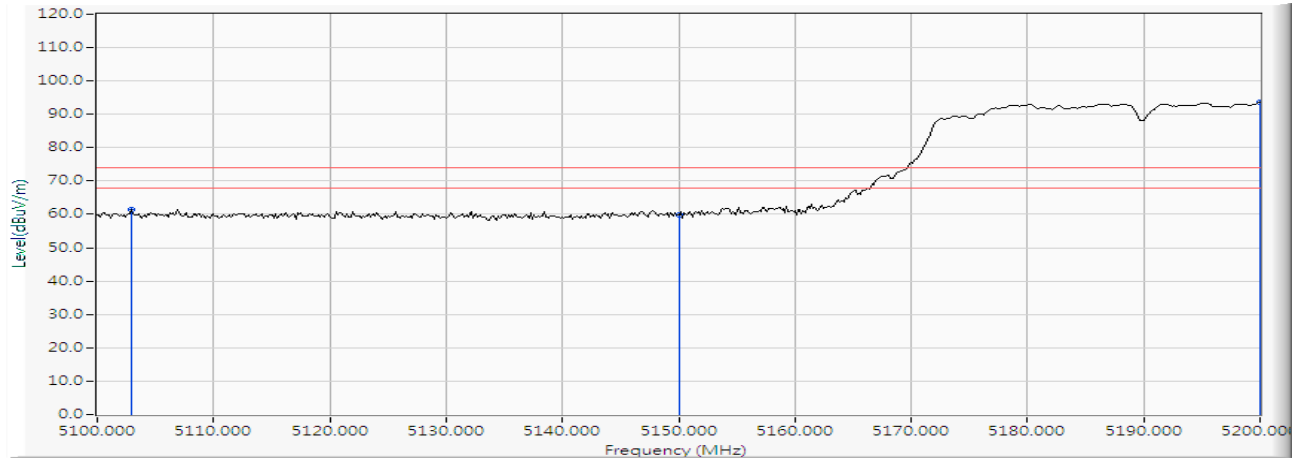
## Vertical



		Frequency (MHz)	Correct Factor (dB)	Reading Level (dBuV)	Measure Level (dBuV/m)	Margin (dB)	Limit (dBuV/m)	Detector Type
1		5826.196	16.961	92.419	109.380	-21.820	131.200	PEAK
2		5850.000	17.081	63.007	80.088	-42.112	122.200	PEAK
3		5855.000	17.106	57.335	74.441	-36.359	110.800	PEAK
4		5875.000	17.208	50.678	67.886	-37.314	105.200	PEAK
5	*	5925.000	17.361	43.307	60.668	-7.552	68.220	PEAK

Product : Wireless/ Wired X-Ray Flat Panel Detectors  
 Test Item : Band Edge Data  
 Test Date : 2019/10/03  
 Test Mode : Mode 1 SISO A: Transmit (802.11n-40BW\_15Mbps)-Channel 38 (5190MHz)

## Horizontal



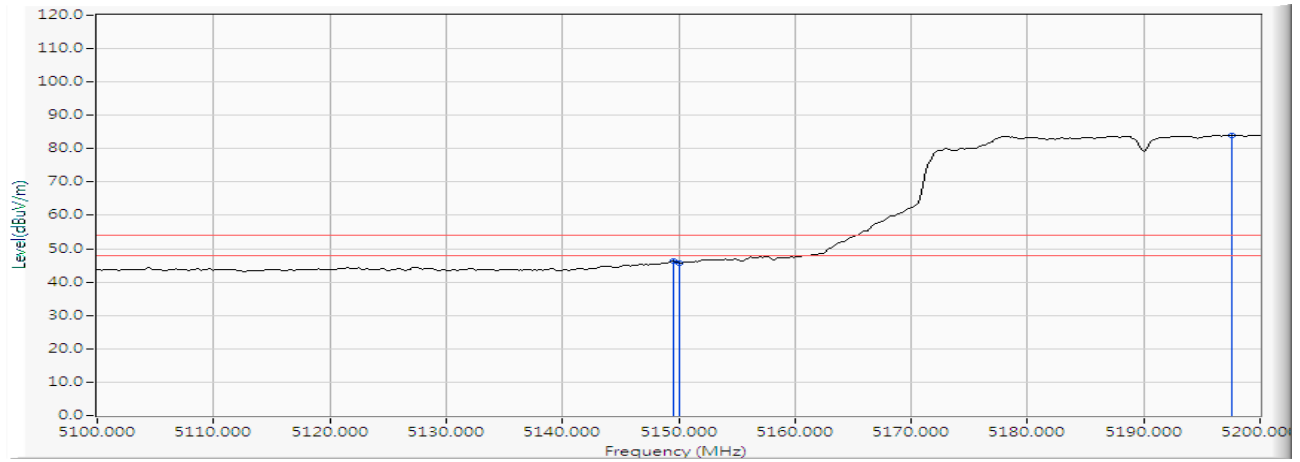
		Frequency (MHz)	Correct Factor (dB)	Reading Level (dBuV)	Measure Level (dBuV/m)	Margin (dB)	Limit (dBuV/m)	Detector Type
1		5102.899	16.703	44.713	61.416	-12.584	74.000	PEAK
2		5150.000	16.185	43.495	59.680	-14.320	74.000	PEAK
3	*	5200.000	15.617	78.120	93.737	--	--	PEAK

## Note:

1. All readings above 1GHz are performed with peak and/or average measurements as necessary.
2. Measurement Level = Reading Level + Correct Factor.
3. The average measurement was not performed when the peak measured data under the limit of average detection.

Product : Wireless/ Wired X-Ray Flat Panel Detectors  
 Test Item : Band Edge Data  
 Test Date : 2019/10/03  
 Test Mode : Mode 1 SISO A: Transmit (802.11n-40BW\_15Mbps)-Channel 38 (5190MHz)

## Horizontal



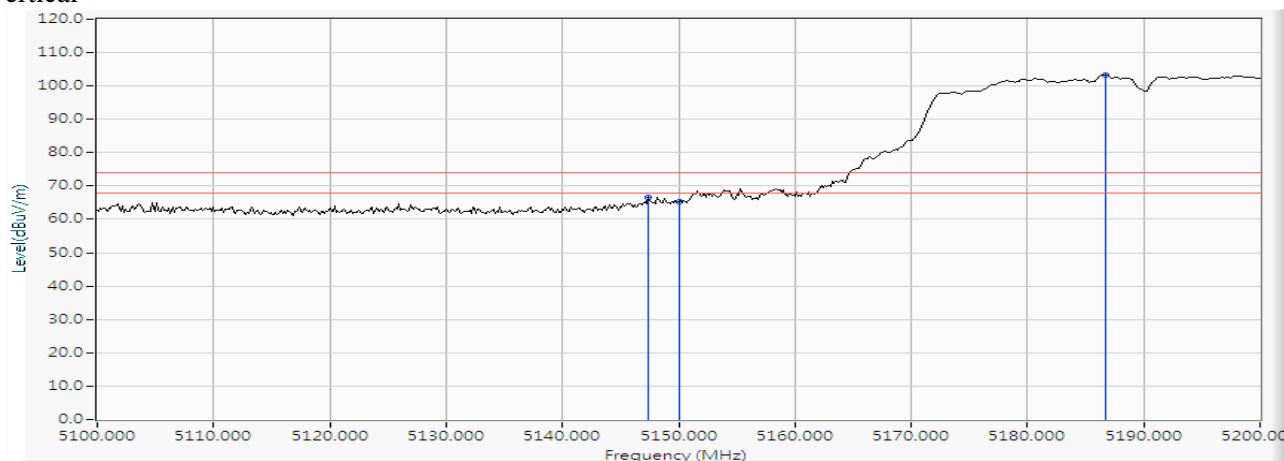
		Frequency (MHz)	Correct Factor (dB)	Reading Level (dBuV)	Measure Level (dBuV/m)	Margin (dB)	Limit (dBuV/m)	Detector Type
1		5149.565	16.190	30.067	46.257	-7.743	54.000	AVERAGE
2		5150.000	16.185	29.532	45.717	-8.283	54.000	AVERAGE
3	*	5197.536	15.644	68.374	84.017	--	--	AVERAGE

## Note:

1. All readings above 1GHz are performed with peak and/or average measurements as necessary.
2. Measurement Level = Reading Level + Correct Factor.
3. The average measurement was not performed when the peak measured data under the limit of average detection.

Product : Wireless/ Wired X-Ray Flat Panel Detectors  
 Test Item : Band Edge Data  
 Test Date : 2019/10/03  
 Test Mode : Mode 1 SISO A: Transmit (802.11n-40BW\_15Mbps)-Channel 38 (5190MHz)

Vertical



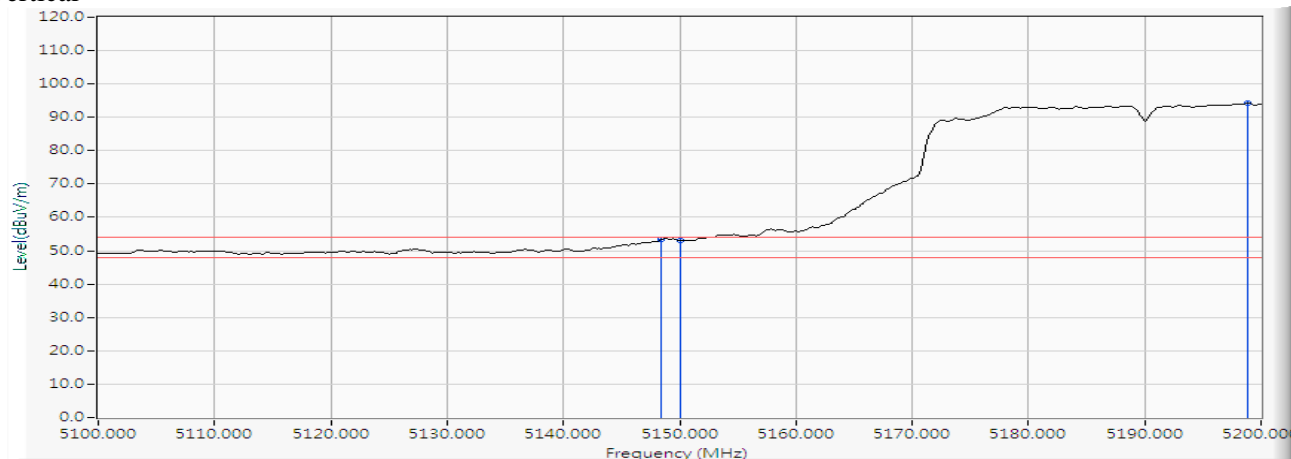
		Frequency (MHz)	Correct Factor (dB)	Reading Level (dBuV)	Measure Level (dBuV/m)	Margin (dB)	Limit (dBuV/m)	Detector Type
1		5147.391	16.214	50.236	66.451	-7.549	74.000	PEAK
2		5150.000	16.185	49.113	65.298	-8.702	74.000	PEAK
3	*	5186.667	15.766	87.596	103.363	--	--	PEAK

Note:

1. All readings above 1GHz are performed with peak and/or average measurements as necessary.
2. Measurement Level = Reading Level + Correct Factor.
3. The average measurement was not performed when the peak measured data under the limit of average detection.

Product : Wireless/ Wired X-Ray Flat Panel Detectors  
 Test Item : Band Edge Data  
 Test Date : 2019/10/03  
 Test Mode : Mode 1 SISO A: Transmit (802.11n-40BW\_15Mbps)-Channel 38 (5190MHz)

Vertical



		Frequency (MHz)	Correct Factor (dB)	Reading Level (dBuV)	Measure Level (dBuV/m)	Margin (dB)	Limit (dBuV/m)	Detector Type
1		5148.406	16.203	37.195	53.398	-0.602	54.000	AVERAGE
2		5150.000	16.185	36.792	52.977	-1.023	54.000	AVERAGE
3	*	5198.841	15.628	78.690	94.318	--	--	AVERAGE

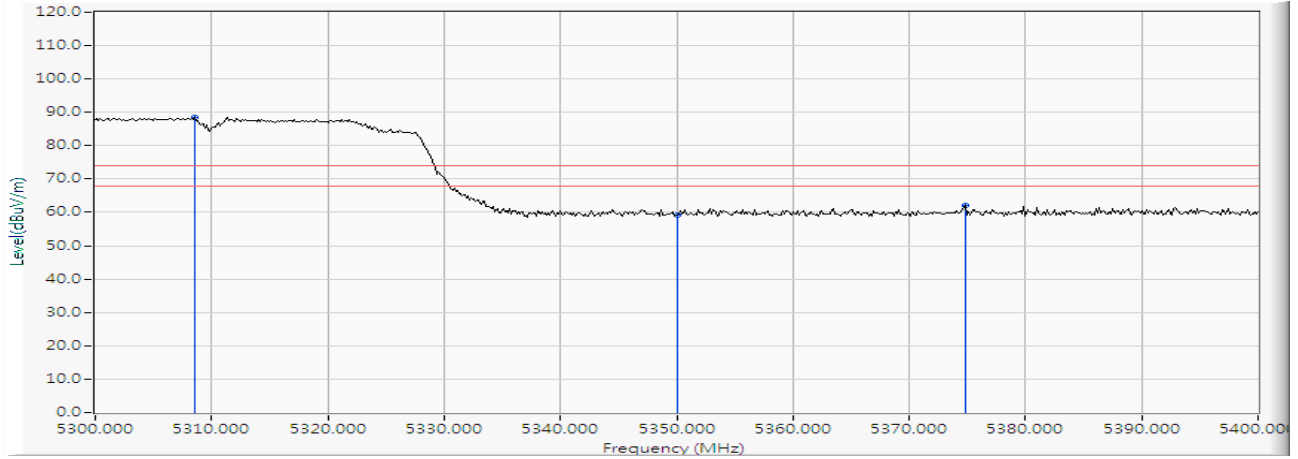
Note:

1. All readings above 1GHz are performed with peak and/or average measurements as necessary.
2. Measurement Level = Reading Level + Correct Factor.
3. The average measurement was not performed when the peak measured data under the limit of average detection.



Product : Wireless/ Wired X-Ray Flat Panel Detectors  
 Test Item : Band Edge Data  
 Test Date : 2019/10/03  
 Test Mode : Mode 1 SISO A: Transmit (802.11n-40BW\_15Mbps)-Channel 62 (5310MHz)

## Horizontal



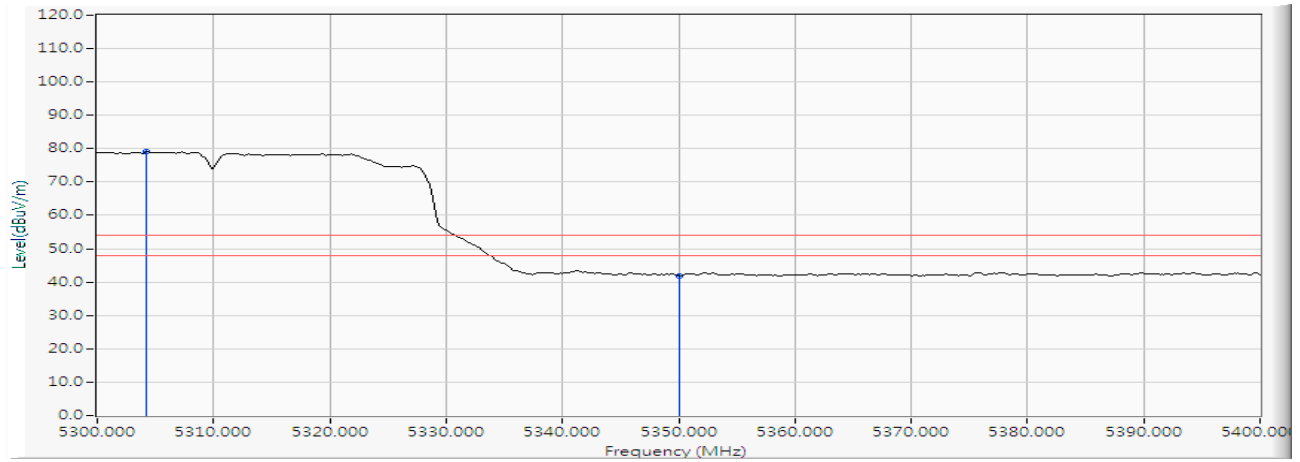
		Frequency (MHz)	Correct Factor (dB)	Reading Level (dBuV)	Measure Level (dBuV/m)	Margin (dB)	Limit (dBuV/m)	Detector Type
1	*	5308.551	15.463	72.893	88.355	--	--	PEAK
2		5350.000	15.865	43.430	59.294	-14.706	74.000	PEAK
3		5374.783	16.104	46.048	62.152	-11.848	74.000	PEAK

## Note:

1. All readings above 1GHz are performed with peak and/or average measurements as necessary.
2. Measurement Level = Reading Level + Correct Factor.
3. The average measurement was not performed when the peak measured data under the limit of average detection.

Product : Wireless/ Wired X-Ray Flat Panel Detectors  
 Test Item : Band Edge Data  
 Test Date : 2019/10/03  
 Test Mode : Mode 1 SISO A: Transmit (802.11n-40BW\_15Mbps)-Channel 62 (5310MHz)

## Horizontal



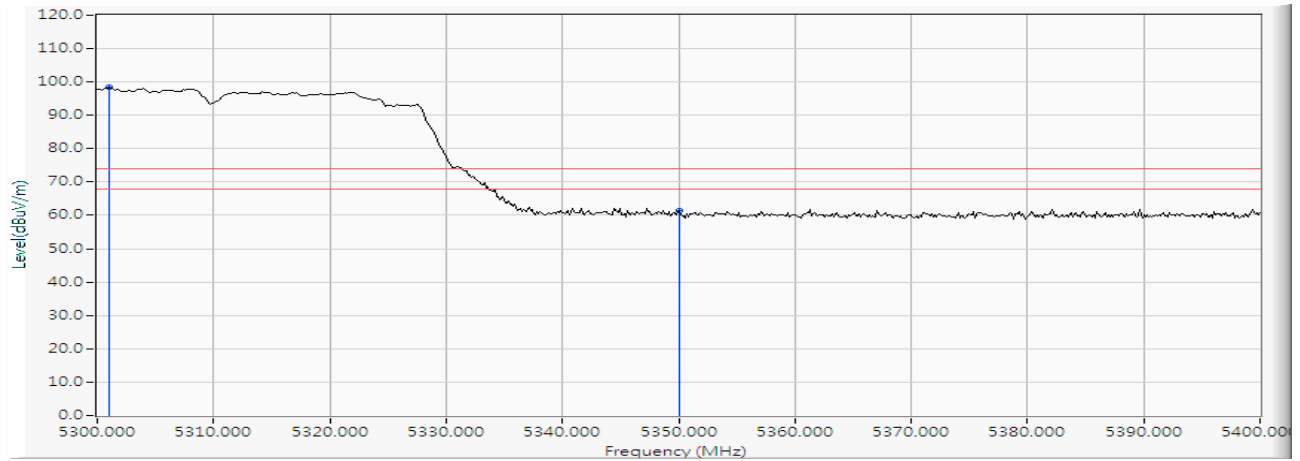
		Frequency (MHz)	Correct Factor (dB)	Reading Level (dBuV)	Measure Level (dBuV/m)	Margin (dB)	Limit (dBuV/m)	Detector Type
1	*	5304.203	15.421	63.655	79.075	--	--	AVERAGE
2		5350.000	15.865	26.054	41.918	-12.082	54.000	AVERAGE

## Note:

1. All readings above 1GHz are performed with peak and/or average measurements as necessary.
2. Measurement Level = Reading Level + Correct Factor.
3. The average measurement was not performed when the peak measured data under the limit of average detection.

Product : Wireless/ Wired X-Ray Flat Panel Detectors  
 Test Item : Band Edge Data  
 Test Date : 2019/10/03  
 Test Mode : Mode 1 SISO A: Transmit (802.11n-40BW\_15Mbps)-Channel 62 (5310MHz)

## Vertical



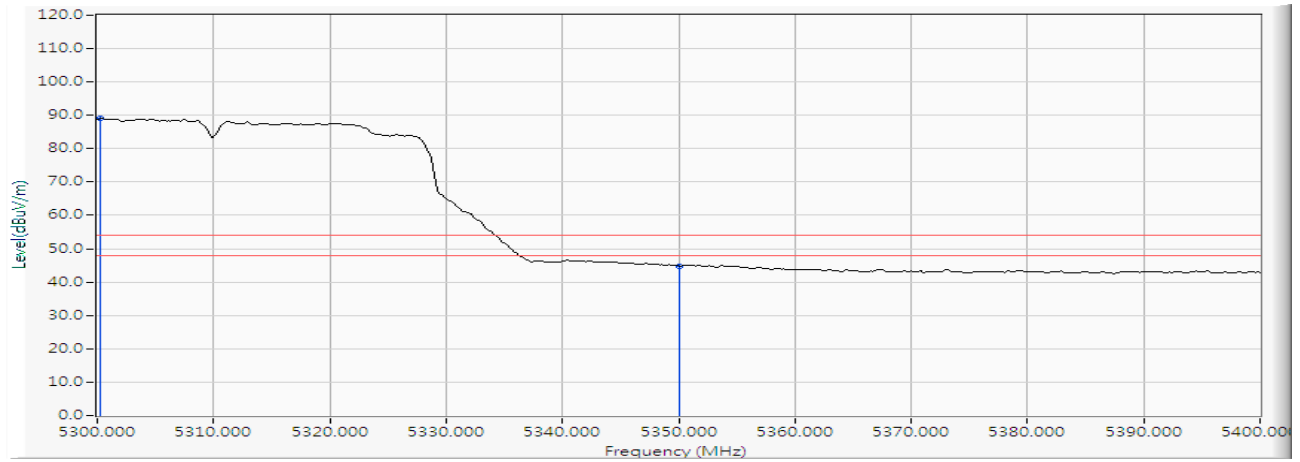
		Frequency (MHz)	Correct Factor (dB)	Reading Level (dBuV)	Measure Level (dBuV/m)	Margin (dB)	Limit (dBuV/m)	Detector Type
1	*	5301.014	15.389	82.945	98.334	--	--	PEAK
2		5350.000	15.865	45.577	61.441	-12.559	74.000	PEAK

## Note:

1. All readings above 1GHz are performed with peak and/or average measurements as necessary.
2. Measurement Level = Reading Level + Correct Factor.
3. The average measurement was not performed when the peak measured data under the limit of average detection.

Product : Wireless/ Wired X-Ray Flat Panel Detectors  
 Test Item : Band Edge Data  
 Test Date : 2019/10/03  
 Test Mode : Mode 1 SISO A: Transmit (802.11n-40BW\_15Mbps)-Channel 62 (5310MHz)

Vertical



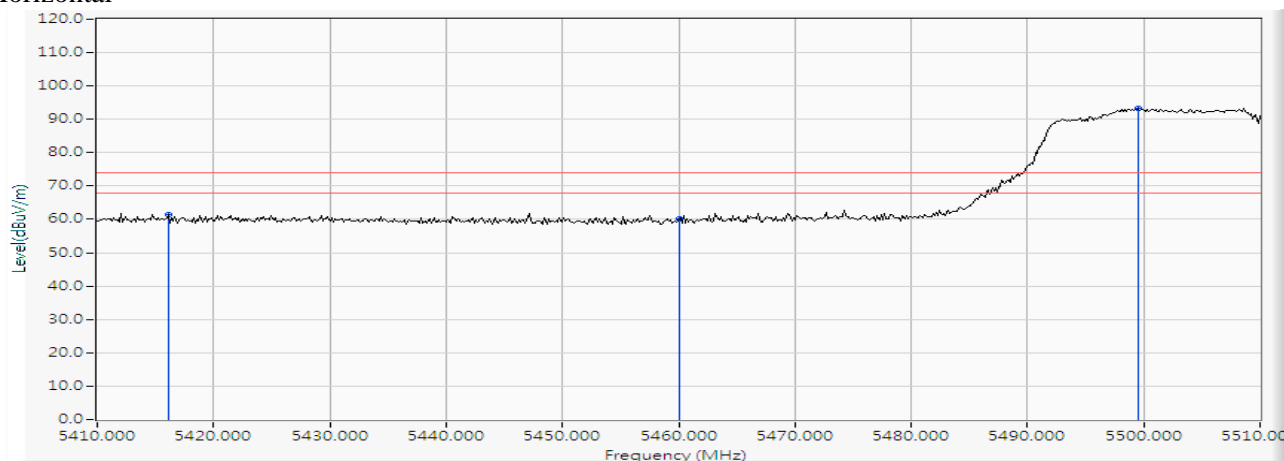
		Frequency (MHz)	Correct Factor (dB)	Reading Level (dBuV)	Measure Level (dBuV/m)	Margin (dB)	Limit (dBuV/m)	Detector Type
1	*	5300.290	15.386	73.578	88.964	--	--	AVERAGE
2		5350.000	15.865	28.951	44.815	-9.185	54.000	AVERAGE

Note:

1. All readings above 1GHz are performed with peak and/or average measurements as necessary.
2. Measurement Level = Reading Level + Correct Factor.
3. The average measurement was not performed when the peak measured data under the limit of average detection.

Product : Wireless/ Wired X-Ray Flat Panel Detectors  
 Test Item : Band Edge Data  
 Test Date : 2019/10/03  
 Test Mode : Mode 1 SISO A: Transmit (802.11n-40BW\_15Mbps)-Channel 102 (5510MHz)

## Horizontal



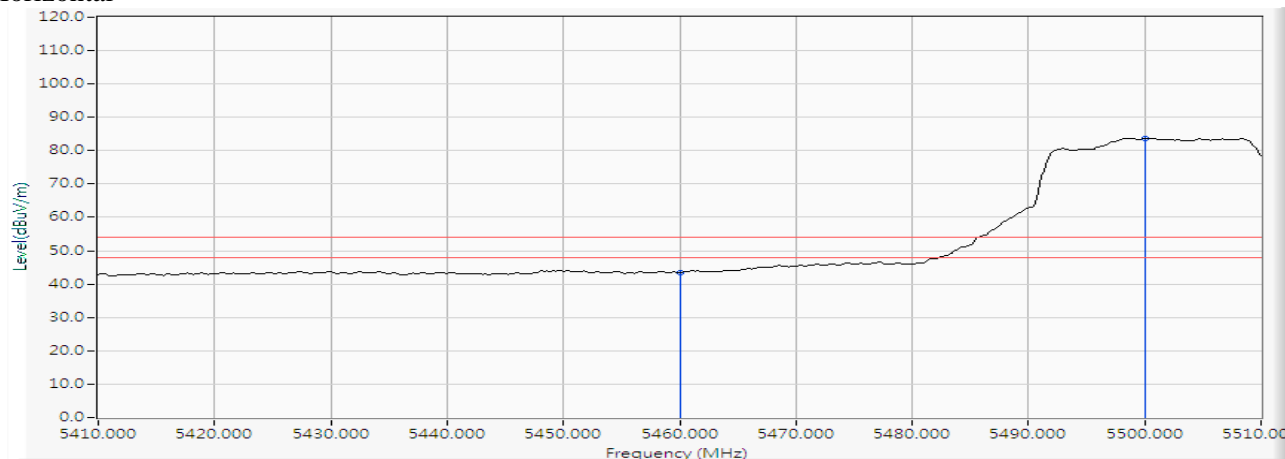
		Frequency (MHz)	Correct Factor (dB)	Reading Level (dBuV)	Measure Level (dBuV/m)	Margin (dB)	Limit (dBuV/m)	Detector Type
1		5416.087	16.489	44.852	61.340	-12.660	74.000	PEAK
2		5460.000	16.870	43.139	60.009	-13.991	74.000	PEAK
3	*	5499.565	17.174	76.018	93.193	--	--	PEAK

## Note:

1. All readings above 1GHz are performed with peak and/or average measurements as necessary.
2. Measurement Level = Reading Level + Correct Factor.
3. The average measurement was not performed when the peak measured data under the limit of average detection.

Product : Wireless/ Wired X-Ray Flat Panel Detectors  
 Test Item : Band Edge Data  
 Test Date : 2019/10/03  
 Test Mode : Mode 1 SISO A: Transmit (802.11n-40BW\_15Mbps)-Channel 102 (5510MHz)

## Horizontal



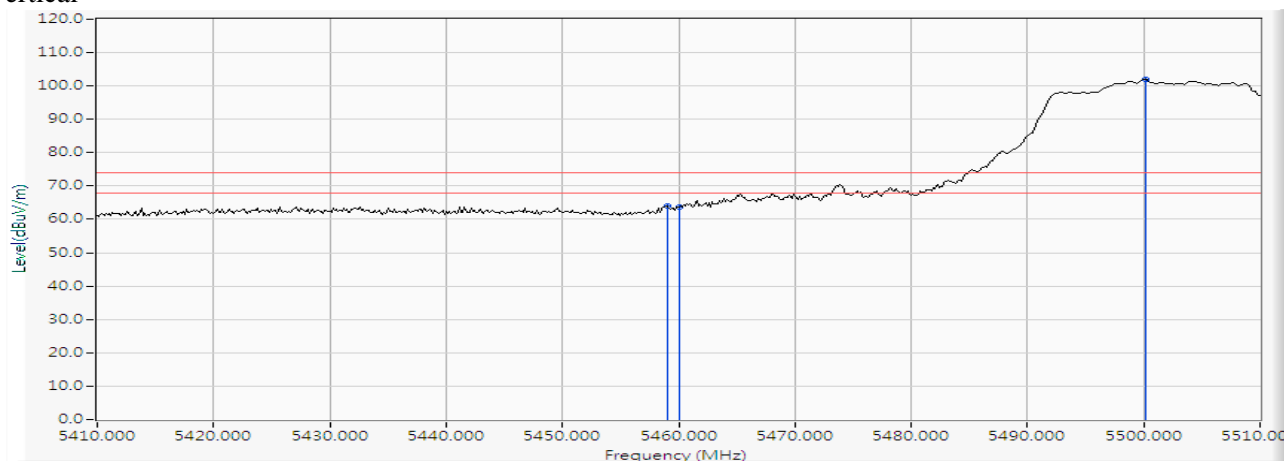
		Frequency (MHz)	Correct Factor (dB)	Reading Level (dBuV)	Measure Level (dBuV/m)	Margin (dB)	Limit (dBuV/m)	Detector Type
1		5460.000	16.870	26.476	43.346	-10.654	54.000	AVERAGE
2	*	5500.000	17.177	66.564	83.741	--	--	AVERAGE

## Note:

1. All readings above 1GHz are performed with peak and/or average measurements as necessary.
2. Measurement Level = Reading Level + Correct Factor.
3. The average measurement was not performed when the peak measured data under the limit of average detection.

Product : Wireless/ Wired X-Ray Flat Panel Detectors  
 Test Item : Band Edge Data  
 Test Date : 2019/10/03  
 Test Mode : Mode 1 SISO A: Transmit (802.11n-40BW\_15Mbps)-Channel 102 (5510MHz)

## Vertical



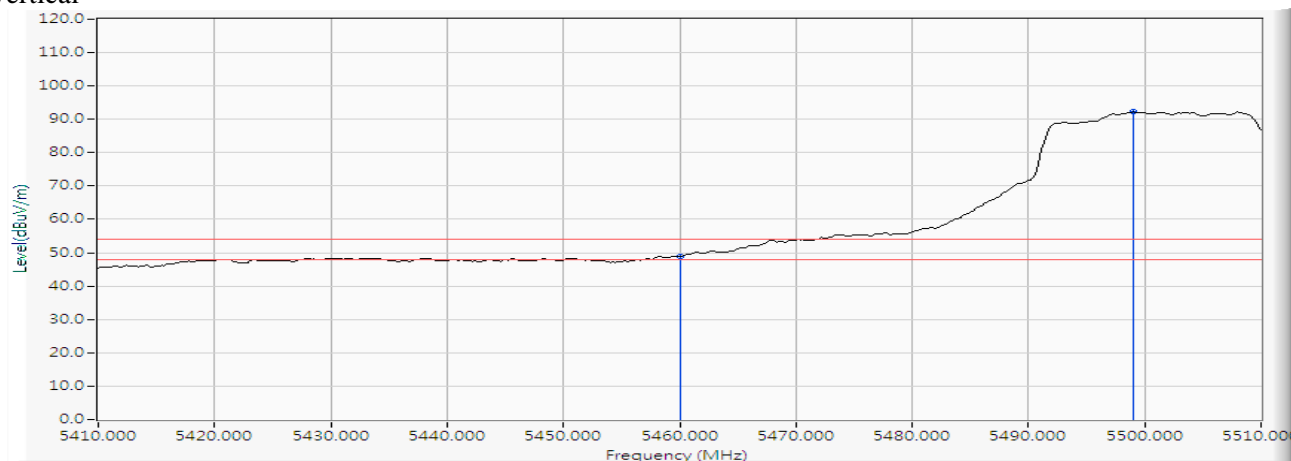
		Frequency (MHz)	Correct Factor (dB)	Reading Level (dBuV)	Measure Level (dBuV/m)	Margin (dB)	Limit (dBuV/m)	Detector Type
1		5458.986	16.861	47.180	64.041	-9.959	74.000	PEAK
2		5460.000	16.870	46.765	63.635	-10.365	74.000	PEAK
3	*	5500.145	17.178	84.846	102.024	--	--	PEAK

## Note:

1. All readings above 1GHz are performed with peak and/or average measurements as necessary.
2. Measurement Level = Reading Level + Correct Factor.
3. The average measurement was not performed when the peak measured data under the limit of average detection.

Product : Wireless/ Wired X-Ray Flat Panel Detectors  
 Test Item : Band Edge Data  
 Test Date : 2019/10/03  
 Test Mode : Mode 1 SISO A: Transmit (802.11n-40BW\_15Mbps)-Channel 102 (5510MHz)

Vertical



		Frequency (MHz)	Correct Factor (dB)	Reading Level (dBuV)	Measure Level (dBuV/m)	Margin (dB)	Limit (dBuV/m)	Detector Type
1		5460.000	16.870	32.013	48.883	-5.117	54.000	AVERAGE
2	*	5498.986	17.172	75.033	92.205	--	--	AVERAGE

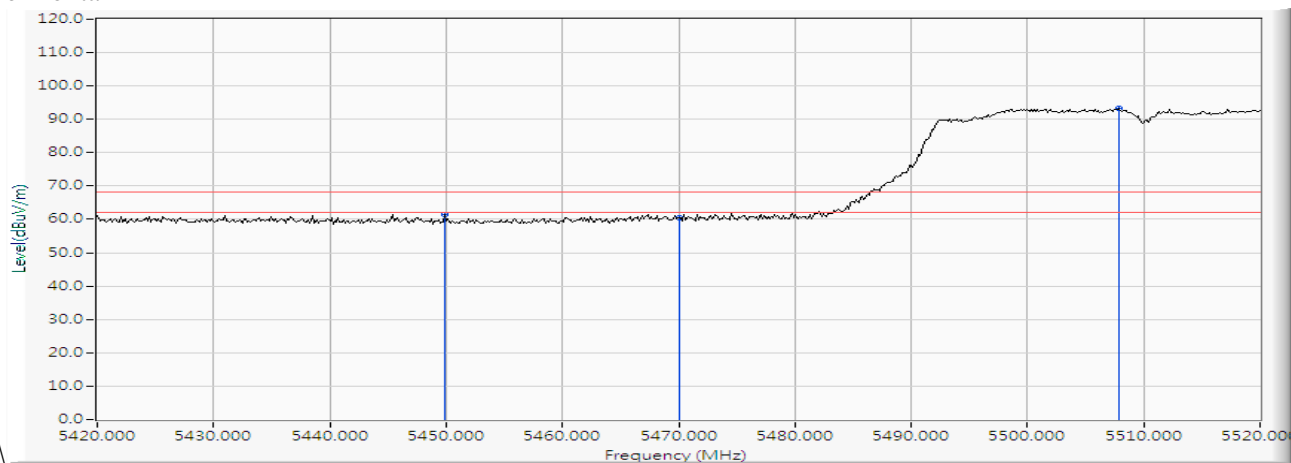
Note:

1. All readings above 1GHz are performed with peak and/or average measurements as necessary.
2. Measurement Level = Reading Level + Correct Factor.
3. The average measurement was not performed when the peak measured data under the limit of average detection.



Product : Wireless/ Wired X-Ray Flat Panel Detectors  
 Test Item : Band Edge Data  
 Test Date : 2019/10/03  
 Test Mode : Mode 1 SISO A: Transmit (802.11n-40BW\_15Mbps)-Channel 102 (5510MHz)

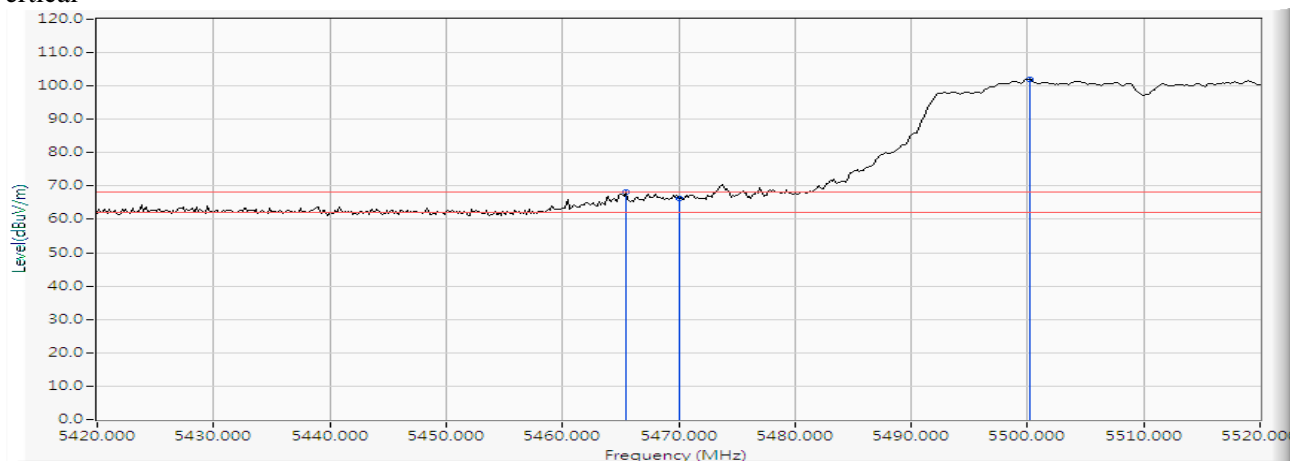
## Horizontal



		Frequency (MHz)	Correct Factor (dB)	Reading Level (dBuV)	Measure Level (dBuV/m)	Margin (dB)	Limit (dBuV/m)	Detector Type
1		5449.855	16.782	44.518	61.300	-6.920	68.220	PEAK
2		5470.000	16.957	43.452	60.409	-7.811	68.220	PEAK
3	*	5507.826	17.195	76.142	93.336	--	--	PEAK

Product : Wireless/ Wired X-Ray Flat Panel Detectors  
 Test Item : Band Edge Data  
 Test Date : 2019/10/03  
 Test Mode : Mode 1 SISO A: Transmit (802.11n-40BW\_15Mbps)-Channel 102 (5510MHz)

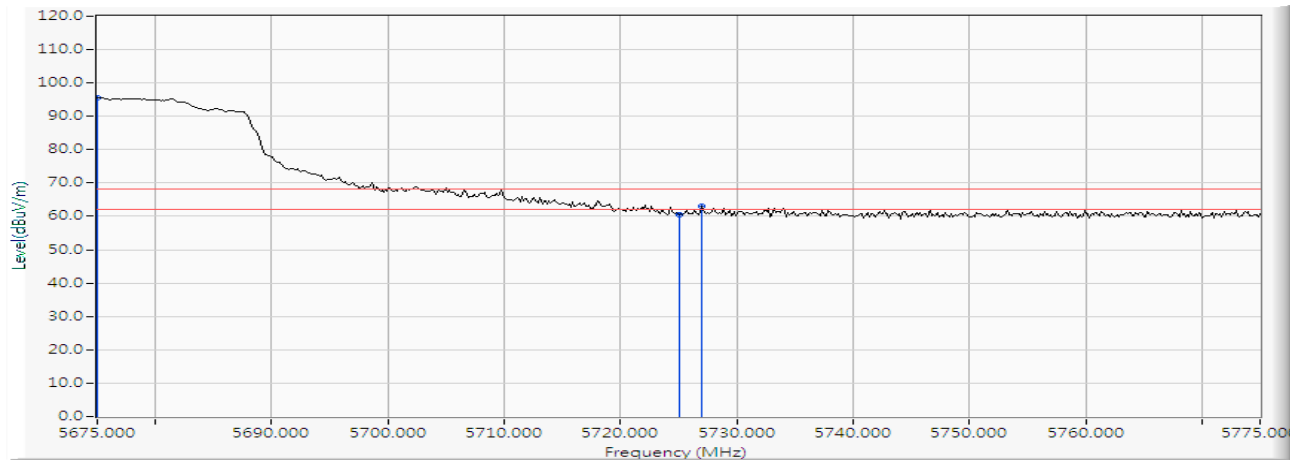
Vertical



		Frequency (MHz)	Correct Factor (dB)	Reading Level (dBuV)	Measure Level (dBuV/m)	Margin (dB)	Limit (dBuV/m)	Detector Type
1		5465.507	16.918	51.161	68.079	-0.141	68.220	PEAK
2		5470.000	16.957	49.470	66.427	-1.793	68.220	PEAK
3	*	5500.145	17.178	84.808	101.986	--	--	PEAK

Product : Wireless/ Wired X-Ray Flat Panel Detectors  
 Test Item : Band Edge Data  
 Test Date : 2019/10/03  
 Test Mode : Mode 1 SISO A: Transmit (802.11n-40BW\_15Mbps)-Channel 134 (5670MHz)

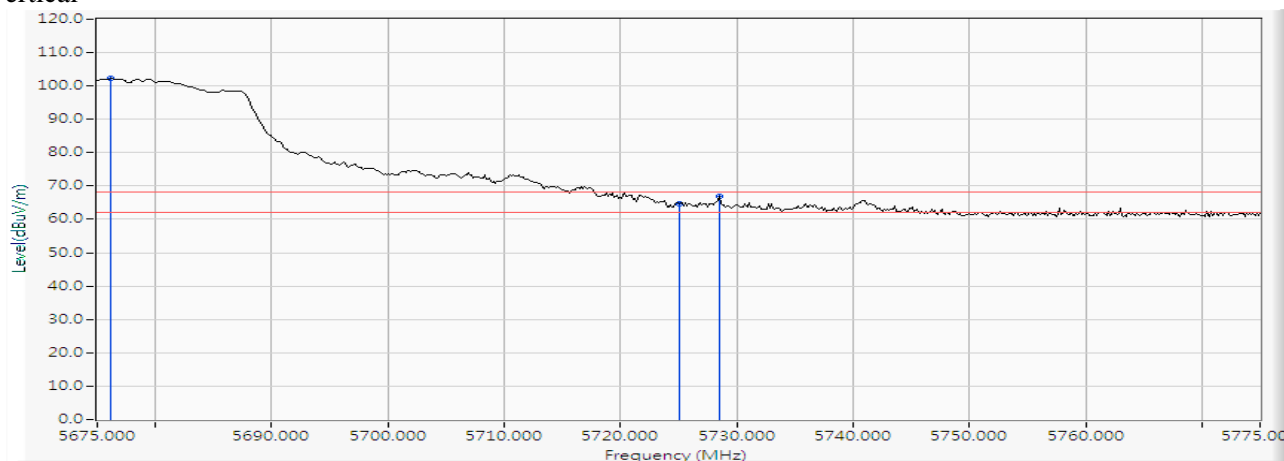
## Horizontal



		Frequency (MHz)	Correct Factor (dB)	Reading Level (dBuV)	Measure Level (dBuV/m)	Margin (dB)	Limit (dBuV/m)	Detector Type
1	*	5675.000	16.698	78.891	95.589	--	--	PEAK
2		5725.000	16.624	43.835	60.459	-7.761	68.220	PEAK
3		5727.029	16.623	46.470	63.094	-5.126	68.220	PEAK

Product : Wireless/ Wired X-Ray Flat Panel Detectors  
 Test Item : Band Edge Data  
 Test Date : 2019/10/03  
 Test Mode : Mode 1 SISO A: Transmit (802.11n-40BW\_15Mbps)-Channel 134 (5670MHz)

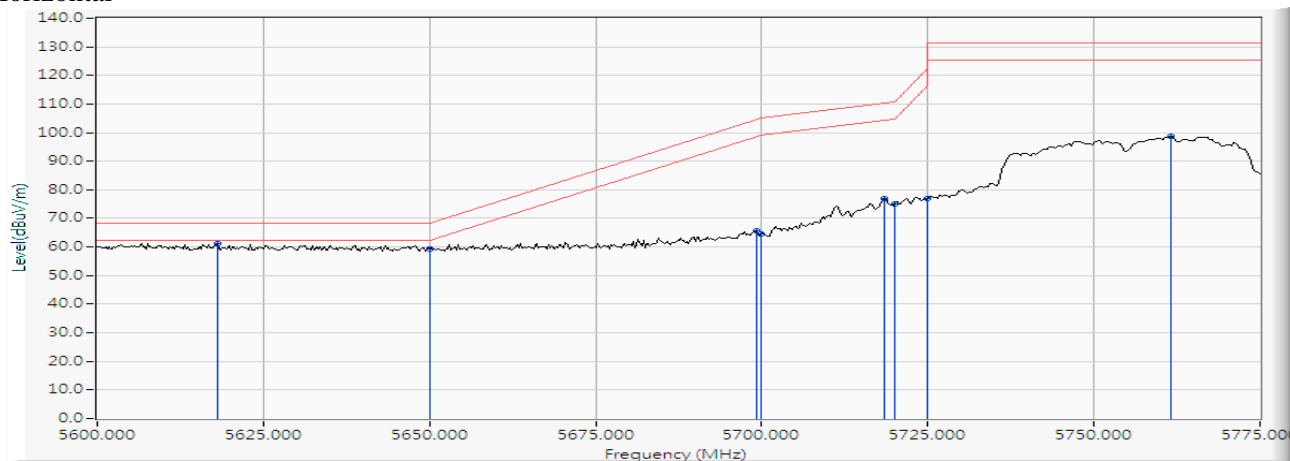
## Vertical



		Frequency (MHz)	Correct Factor (dB)	Reading Level (dBuV)	Measure Level (dBuV/m)	Margin (dB)	Limit (dBuV/m)	Detector Type
1	*	5676.159	16.695	85.483	102.178	--	--	PEAK
2		5725.000	16.624	48.076	64.700	-3.520	68.220	PEAK
3		5728.478	16.623	50.156	66.780	-1.440	68.220	PEAK

Product : Wireless/ Wired X-Ray Flat Panel Detectors  
 Test Item : Band Edge Data  
 Test Date : 2019/10/03  
 Test Mode : Mode 1 SISO A: Transmit (802.11n-40BW\_15Mbps)-Channel 151 (5755MHz)

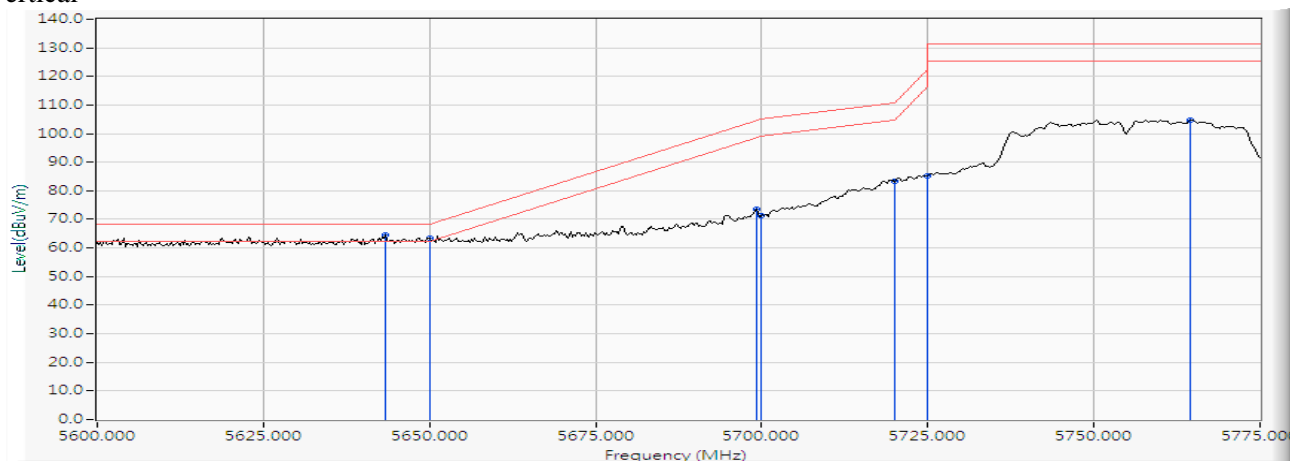
## Horizontal



		Frequency (MHz)	Correct Factor (dB)	Reading Level (dBuV)	Measure Level (dBuV/m)	Margin (dB)	Limit (dBuV/m)	Detector Type
1	*	5618.007	16.868	44.492	61.359	-6.861	68.220	PEAK
2		5650.000	16.772	42.426	59.198	-9.022	68.220	PEAK
3		5699.167	16.637	49.065	65.702	-38.882	104.584	PEAK
4		5700.000	16.636	48.031	64.667	-40.533	105.200	PEAK
5		5718.442	16.623	60.352	76.975	-33.389	110.364	PEAK
6		5720.000	16.623	58.533	75.156	-35.644	110.800	PEAK
7		5725.000	16.624	60.141	76.765	-45.435	122.200	PEAK
8		5761.558	16.673	82.035	98.707	-32.493	131.200	PEAK

Product : Wireless/ Wired X-Ray Flat Panel Detectors  
 Test Item : Band Edge Data  
 Test Date : 2019/10/03  
 Test Mode : Mode 1 SISO A: Transmit (802.11n-40BW\_15Mbps)-Channel 151 (5755MHz)

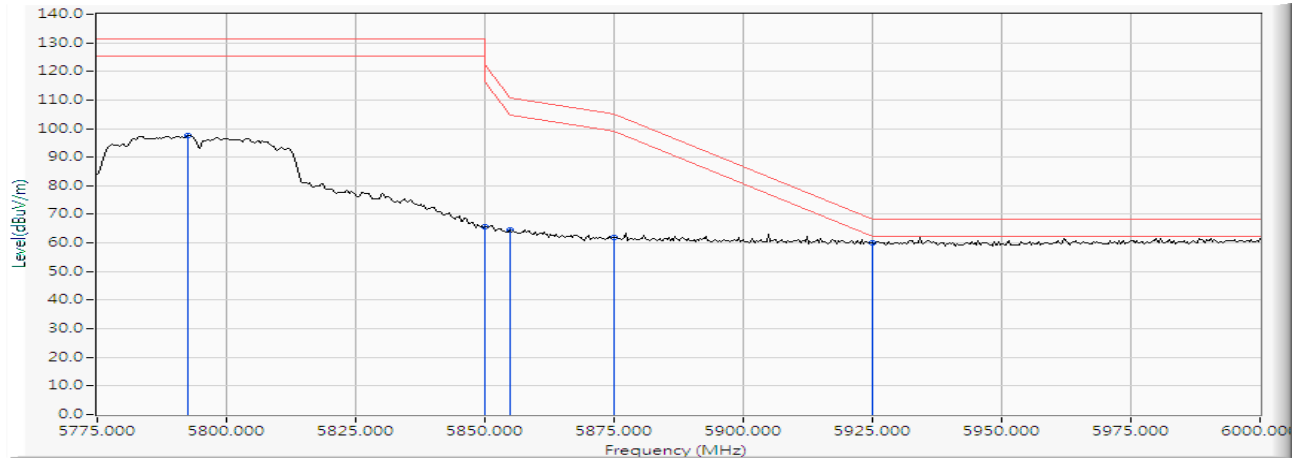
## Vertical



		Frequency (MHz)	Correct Factor (dB)	Reading Level (dBuV)	Measure Level (dBuV/m)	Margin (dB)	Limit (dBuV/m)	Detector Type
1	*	5643.370	16.792	47.805	64.597	-3.623	68.220	PEAK
2		5650.000	16.772	46.539	63.311	-4.909	68.220	PEAK
3		5699.167	16.637	56.997	73.634	-30.950	104.584	PEAK
4		5700.000	16.636	54.540	71.176	-34.024	105.200	PEAK
5		5720.000	16.623	66.602	83.225	-27.575	110.800	PEAK
6		5725.000	16.624	68.444	85.068	-37.132	122.200	PEAK
7		5764.601	16.685	88.078	104.763	-26.437	131.200	PEAK

Product : Wireless/ Wired X-Ray Flat Panel Detectors  
 Test Item : Band Edge Data  
 Test Date : 2019/10/03  
 Test Mode : Mode 1 SISO A: Transmit (802.11n-40BW\_15Mbps)-Channel 159 (5795MHz)

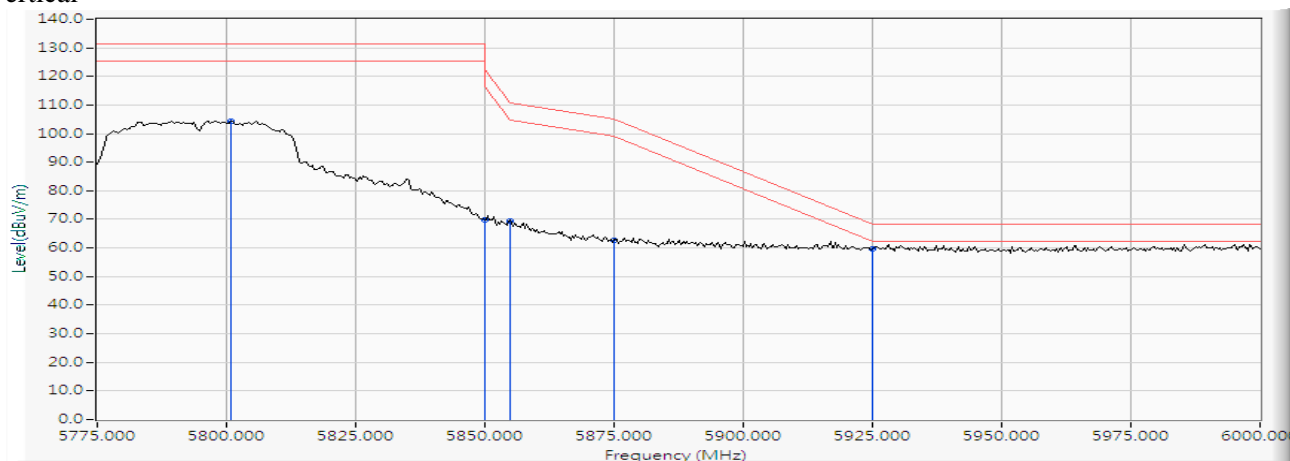
## Horizontal



		Frequency (MHz)	Correct Factor (dB)	Reading Level (dBuV)	Measure Level (dBuV/m)	Margin (dB)	Limit (dBuV/m)	Detector Type
1		5792.609	16.798	80.752	97.551	-33.649	131.200	PEAK
2		5850.000	17.081	48.682	65.763	-56.437	122.200	PEAK
3		5855.000	17.106	47.317	64.423	-46.377	110.800	PEAK
4		5875.000	17.208	44.717	61.925	-43.275	105.200	PEAK
5	*	5925.000	17.361	42.712	60.073	-8.147	68.220	PEAK

Product : Wireless/ Wired X-Ray Flat Panel Detectors  
 Test Item : Band Edge Data  
 Test Date : 2019/10/03  
 Test Mode : Mode 1 SISO A: Transmit (802.11n-40BW\_15Mbps)-Channel 159 (5795MHz)

## Vertical

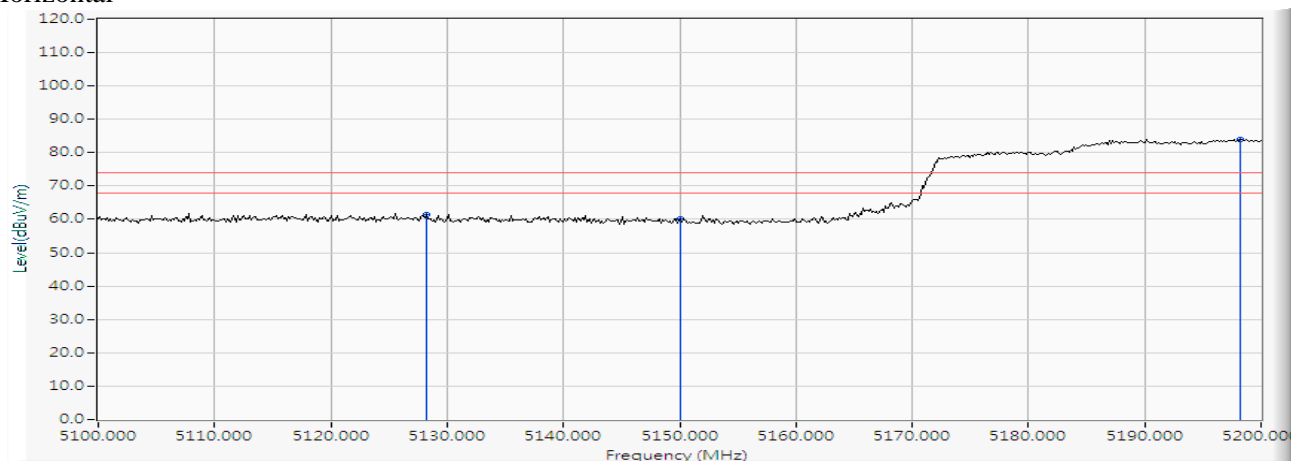


		Frequency (MHz)	Correct Factor (dB)	Reading Level (dBuV)	Measure Level (dBuV/m)	Margin (dB)	Limit (dBuV/m)	Detector Type
1		5800.761	16.835	87.500	104.335	-26.865	131.200	PEAK
2		5850.000	17.081	52.775	69.856	-52.344	122.200	PEAK
3		5855.000	17.106	52.360	69.466	-41.334	110.800	PEAK
4		5875.000	17.208	45.322	62.530	-42.670	105.200	PEAK
5	*	5925.000	17.361	42.421	59.782	-8.438	68.220	PEAK



Product : Wireless/ Wired X-Ray Flat Panel Detectors  
 Test Item : Band Edge Data  
 Test Date : 2019/10/03  
 Test Mode : Mode 1 SISO A: Transmit (802.11ac-80BW\_32.5Mbps) -Channel 42 (5210MHz)

## Horizontal



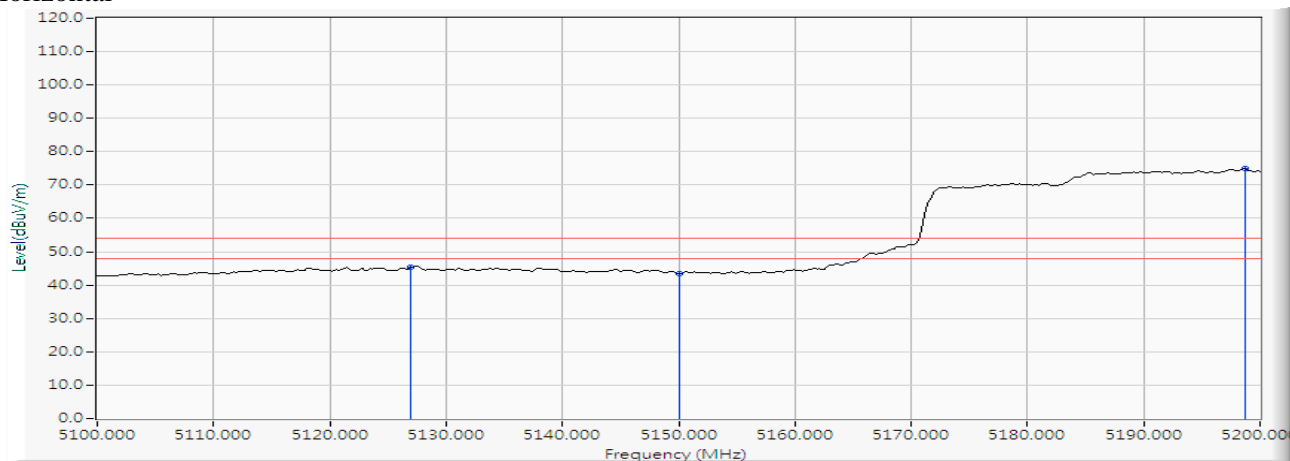
		Frequency (MHz)	Correct Factor (dB)	Reading Level (dBuV)	Measure Level (dBuV/m)	Margin (dB)	Limit (dBuV/m)	Detector Type
1		5128.261	16.434	44.906	61.340	-12.660	74.000	PEAK
2		5150.000	16.185	44.030	60.215	-13.785	74.000	PEAK
3	*	5198.261	15.635	68.327	83.962	--	--	PEAK

## Note:

1. All readings above 1GHz are performed with peak and/or average measurements as necessary.
2. Measurement Level = Reading Level + Correct Factor.
3. The average measurement was not performed when the peak measured data under the limit of average detection.

Product : Wireless/ Wired X-Ray Flat Panel Detectors  
 Test Item : Band Edge Data  
 Test Date : 2019/10/03  
 Test Mode : Mode 1 SISO A: Transmit (802.11ac-80BW\_32.5Mbps) -Channel 42 (5210MHz)

## Horizontal



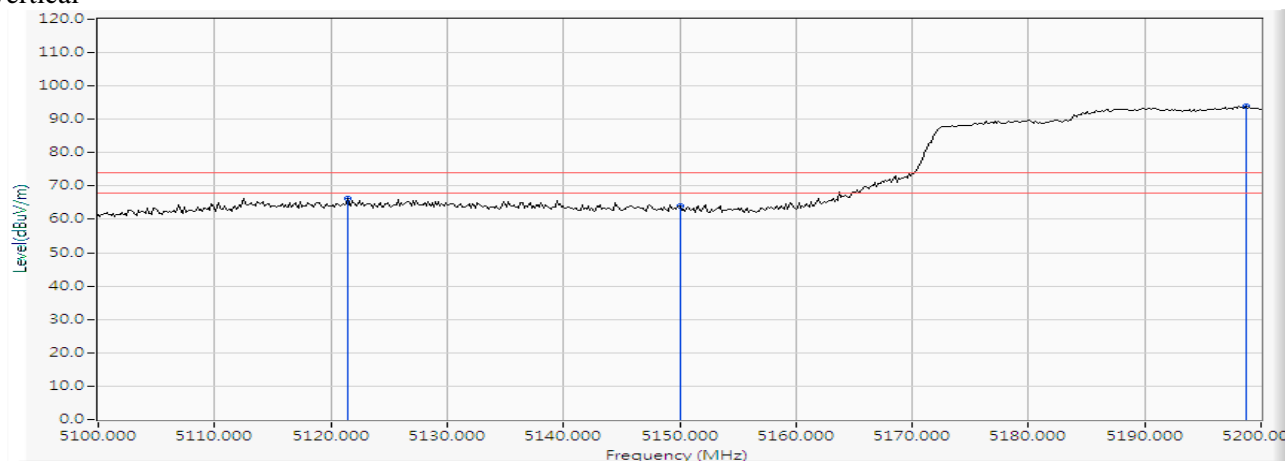
		Frequency (MHz)	Correct Factor (dB)	Reading Level (dBuV)	Measure Level (dBuV/m)	Margin (dB)	Limit (dBuV/m)	Detector Type
1		5126.957	16.448	28.859	45.307	-8.693	54.000	AVERAGE
2		5150.000	16.185	27.178	43.363	-10.637	54.000	AVERAGE
3	*	5198.696	15.629	59.327	74.957	--	--	AVERAGE

## Note:

1. All readings above 1GHz are performed with peak and/or average measurements as necessary.
2. Measurement Level = Reading Level + Correct Factor.
3. The average measurement was not performed when the peak measured data under the limit of average detection.

Product : Wireless/ Wired X-Ray Flat Panel Detectors  
 Test Item : Band Edge Data  
 Test Date : 2019/10/03  
 Test Mode : Mode 1 SISO A: Transmit (802.11ac-80BW\_32.5Mbps) -Channel 42 (5210MHz)

Vertical



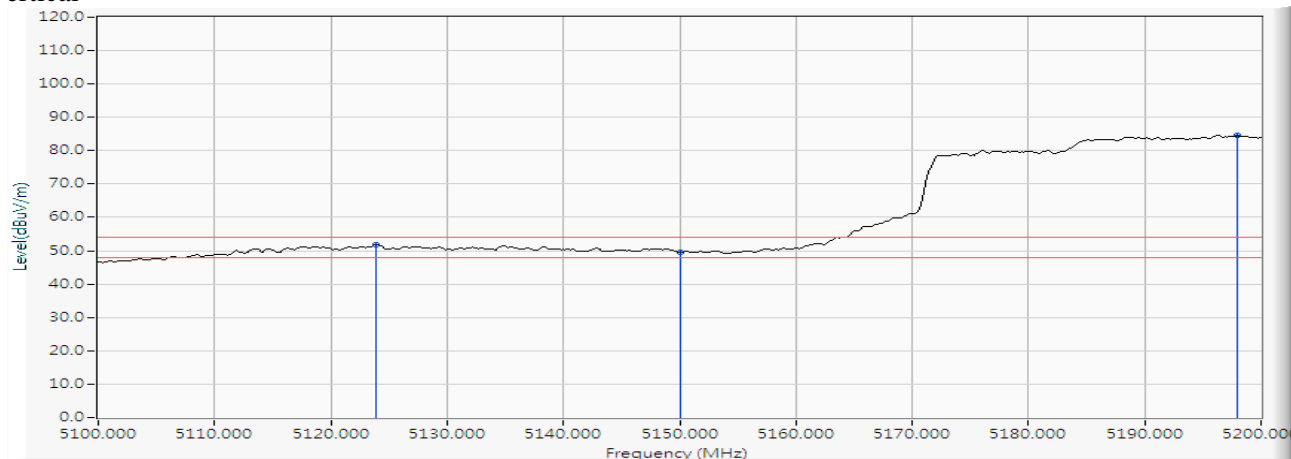
		Frequency (MHz)	Correct Factor (dB)	Reading Level (dBuV)	Measure Level (dBuV/m)	Margin (dB)	Limit (dBuV/m)	Detector Type
1		5121.449	16.510	49.840	66.351	-7.649	74.000	PEAK
2		5150.000	16.185	47.689	63.874	-10.126	74.000	PEAK
3	*	5198.696	15.629	78.209	93.839	--	--	PEAK

Note:

1. All readings above 1GHz are performed with peak and/or average measurements as necessary.
2. Measurement Level = Reading Level + Correct Factor.
3. The average measurement was not performed when the peak measured data under the limit of average detection.

Product : Wireless/ Wired X-Ray Flat Panel Detectors  
 Test Item : Band Edge Data  
 Test Date : 2019/10/03  
 Test Mode : Mode 1 SISO A: Transmit (802.11ac-80BW\_32.5Mbps) -Channel 42 (5210MHz)

Vertical



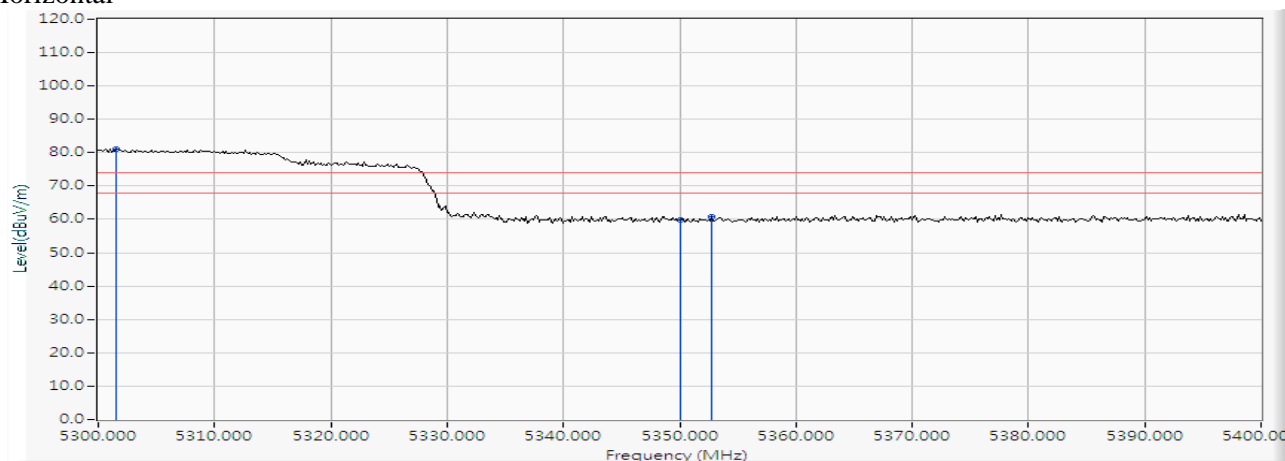
		Frequency (MHz)	Correct Factor (dB)	Reading Level (dBuV)	Measure Level (dBuV/m)	Margin (dB)	Limit (dBuV/m)	Detector Type
1		5123.913	16.483	35.286	51.769	-2.231	54.000	AVERAGE
2		5150.000	16.185	33.217	49.402	-4.598	54.000	AVERAGE
3	*	5197.971	15.638	68.847	84.485	--	--	AVERAGE

Note:

1. All readings above 1GHz are performed with peak and/or average measurements as necessary.
2. Measurement Level = Reading Level + Correct Factor.
3. The average measurement was not performed when the peak measured data under the limit of average detection.

Product : Wireless/ Wired X-Ray Flat Panel Detectors  
 Test Item : Band Edge Data  
 Test Date : 2019/10/03  
 Test Mode : Mode 1 SISO A: Transmit (802.11ac-80BW\_32.5Mbps) -Channel 58 (5290MHz)

## Horizontal



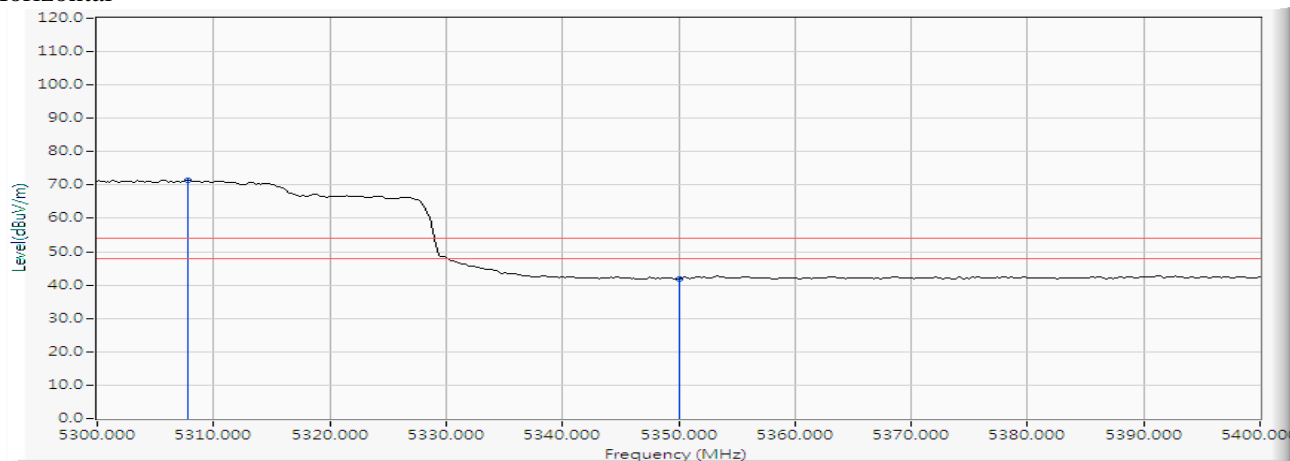
		Frequency (MHz)	Correct Factor (dB)	Reading Level (dBuV)	Measure Level (dBuV/m)	Margin (dB)	Limit (dBuV/m)	Detector Type
1	*	5301.594	15.396	65.667	81.062	--	--	PEAK
2		5350.000	15.865	43.872	59.736	-14.264	74.000	PEAK
3		5352.753	15.891	44.944	60.835	-13.165	74.000	PEAK

## Note:

1. All readings above 1GHz are performed with peak and/or average measurements as necessary.
2. Measurement Level = Reading Level + Correct Factor.
3. The average measurement was not performed when the peak measured data under the limit of average detection.

Product : Wireless/ Wired X-Ray Flat Panel Detectors  
 Test Item : Band Edge Data  
 Test Date : 2019/10/03  
 Test Mode : Mode 1 SISO A: Transmit (802.11ac-80BW\_32.5Mbps) -Channel 58 (5290MHz)

## Horizontal



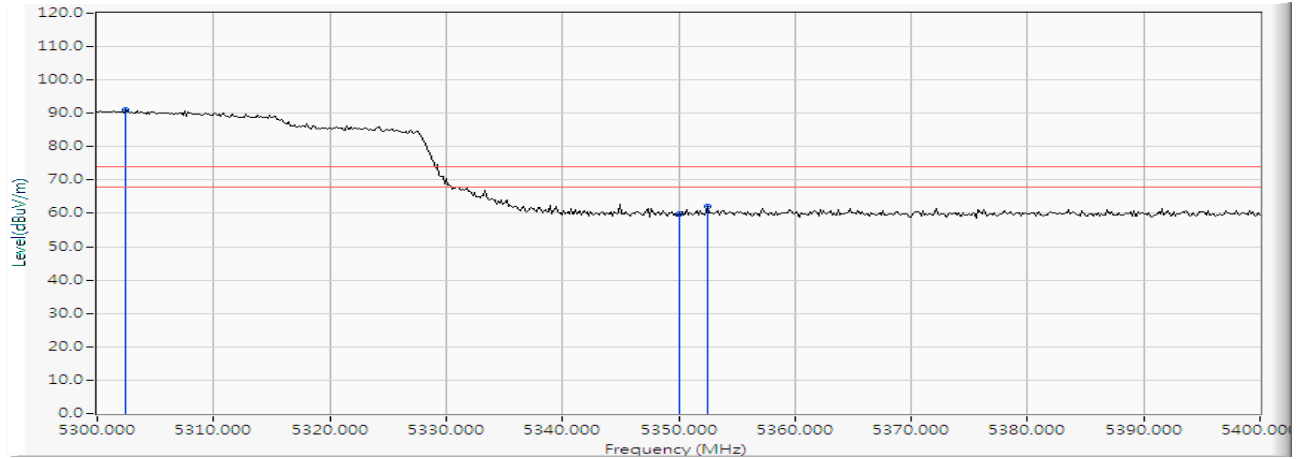
		Frequency (MHz)	Correct Factor (dB)	Reading Level (dBuV)	Measure Level (dBuV/m)	Margin (dB)	Limit (dBuV/m)	Detector Type
1	*	5307.826	15.455	56.056	71.511	--	--	AVERAGE
2		5350.000	15.865	26.092	41.956	-12.044	54.000	AVERAGE

## Note:

1. All readings above 1GHz are performed with peak and/or average measurements as necessary.
2. Measurement Level = Reading Level + Correct Factor.
3. The average measurement was not performed when the peak measured data under the limit of average detection.

Product : Wireless/ Wired X-Ray Flat Panel Detectors  
 Test Item : Band Edge Data  
 Test Date : 2019/10/03  
 Test Mode : Mode 1 SISO A: Transmit (802.11ac-80BW\_32.5Mbps) -Channel 58 (5290MHz)

Vertical



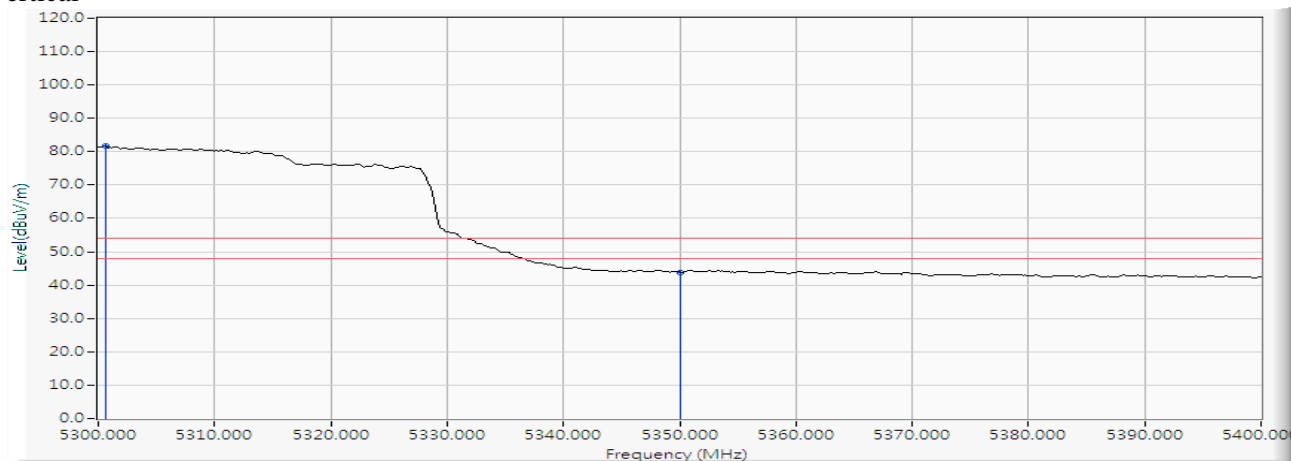
		Frequency (MHz)	Correct Factor (dB)	Reading Level (dBuV)	Measure Level (dBuV/m)	Margin (dB)	Limit (dBuV/m)	Detector Type
1	*	5302.464	15.403	75.482	90.885	--	--	PEAK
2		5350.000	15.865	44.082	59.946	-14.054	74.000	PEAK
3		5352.464	15.888	46.096	61.984	-12.016	74.000	PEAK

Note:

1. All readings above 1GHz are performed with peak and/or average measurements as necessary.
2. Measurement Level = Reading Level + Correct Factor.
3. The average measurement was not performed when the peak measured data under the limit of average detection.

Product : Wireless/ Wired X-Ray Flat Panel Detectors  
 Test Item : Band Edge Data  
 Test Date : 2019/10/03  
 Test Mode : Mode 1 SISO A: Transmit (802.11ac-80BW\_32.5Mbps) -Channel 58 (5290MHz)

## Vertical



		Frequency (MHz)	Correct Factor (dB)	Reading Level (dBuV)	Measure Level (dBuV/m)	Margin (dB)	Limit (dBuV/m)	Detector Type
1	*	5300.580	15.387	66.181	81.568	--	--	AVERAGE
2		5350.000	15.865	27.994	43.858	-10.142	54.000	AVERAGE

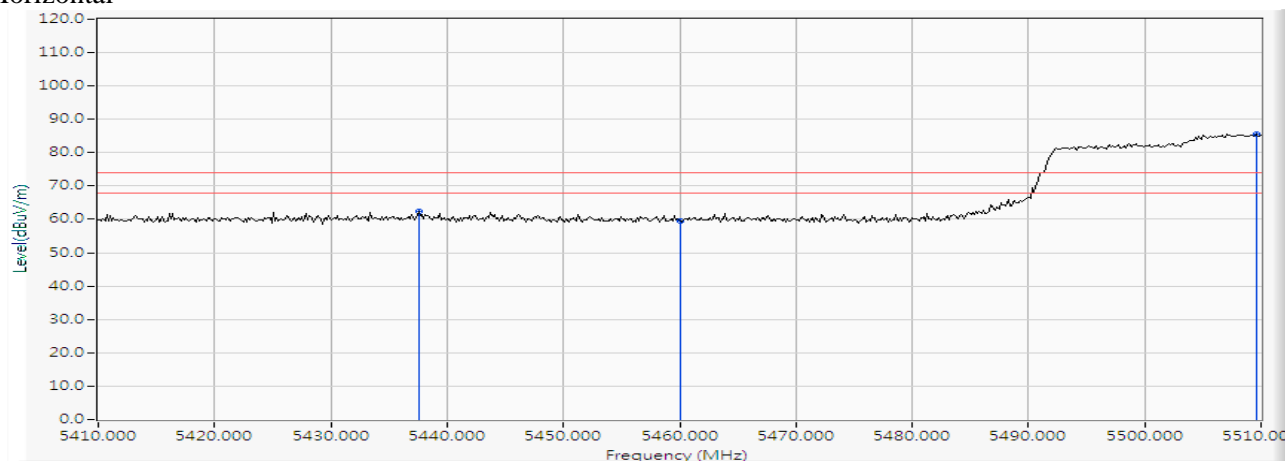
## Note:

1. All readings above 1GHz are performed with peak and/or average measurements as necessary.
2. Measurement Level = Reading Level + Correct Factor.
3. The average measurement was not performed when the peak measured data under the limit of average detection.



Product : Wireless/ Wired X-Ray Flat Panel Detectors  
 Test Item : Band Edge Data  
 Test Date : 2019/10/03  
 Test Mode : Mode 1 SISO A: Transmit (802.11ac-80BW\_32.5Mbps) -Channel 106 (5530MHz)

## Horizontal



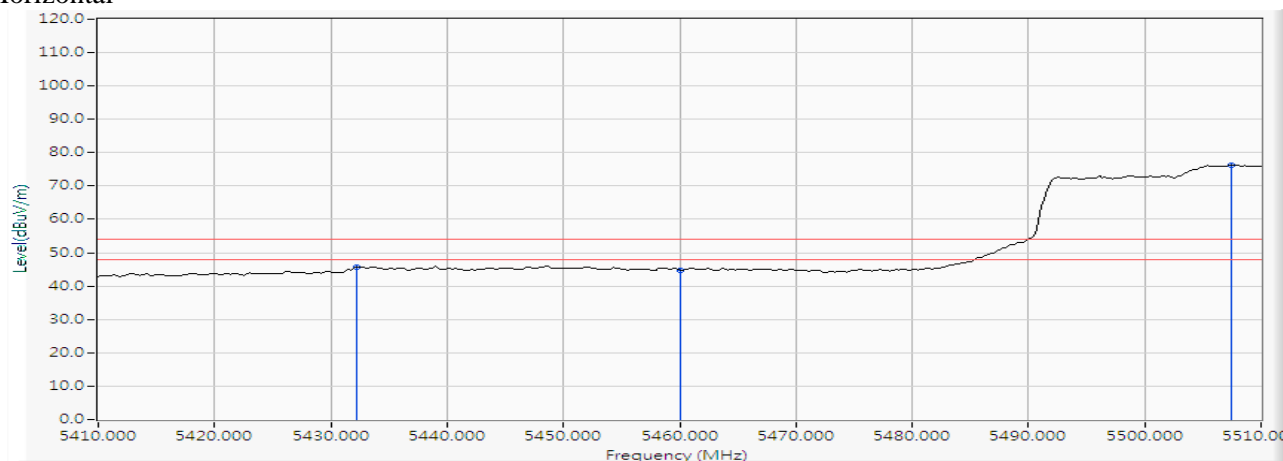
		Frequency (MHz)	Correct Factor (dB)	Reading Level (dBuV)	Measure Level (dBuV/m)	Margin (dB)	Limit (dBuV/m)	Detector Type
1		5437.536	16.675	45.642	62.317	-11.683	74.000	PEAK
2		5460.000	16.870	42.801	59.671	-14.329	74.000	PEAK
3	*	5509.565	17.189	68.348	85.537	--	--	PEAK

## Note:

1. All readings above 1GHz are performed with peak and/or average measurements as necessary.
2. Measurement Level = Reading Level + Correct Factor.
3. The average measurement was not performed when the peak measured data under the limit of average detection.

Product : Wireless/ Wired X-Ray Flat Panel Detectors  
 Test Item : Band Edge Data  
 Test Date : 2019/10/03  
 Test Mode : Mode 1 SISO A: Transmit (802.11ac-80BW\_32.5Mbps) -Channel 106 (5530MHz)

## Horizontal



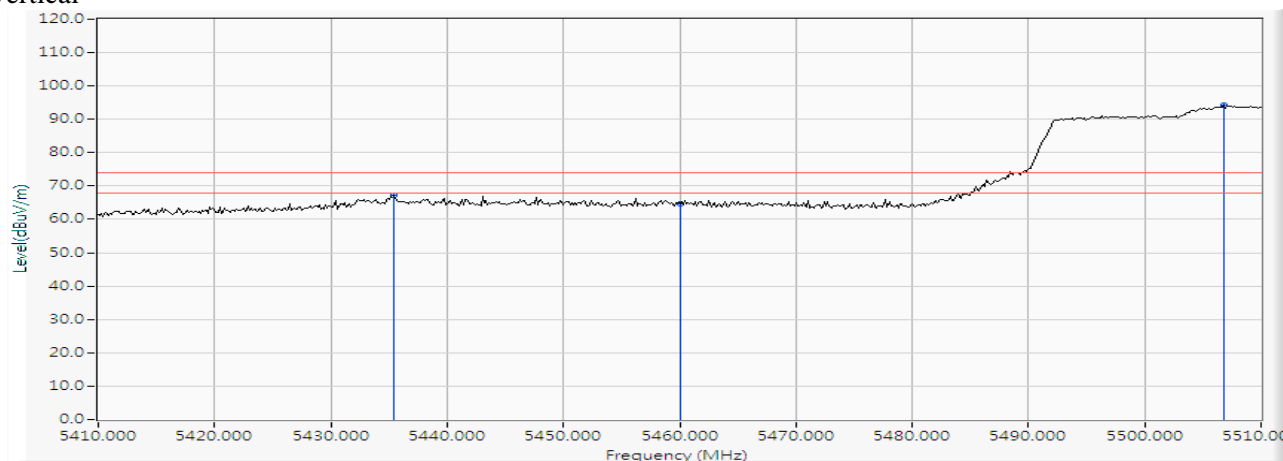
		Frequency (MHz)	Correct Factor (dB)	Reading Level (dBuV)	Measure Level (dBuV/m)	Margin (dB)	Limit (dBuV/m)	Detector Type
1		5432.174	16.628	29.140	45.768	-8.232	54.000	AVERAGE
2		5460.000	16.870	27.792	44.662	-9.338	54.000	AVERAGE
3	*	5507.391	17.196	59.157	76.353	--	--	AVERAGE

## Note:

1. All readings above 1GHz are performed with peak and/or average measurements as necessary.
2. Measurement Level = Reading Level + Correct Factor.
3. The average measurement was not performed when the peak measured data under the limit of average detection.

Product : Wireless/ Wired X-Ray Flat Panel Detectors  
 Test Item : Band Edge Data  
 Test Date : 2019/10/03  
 Test Mode : Mode 1 SISO A: Transmit (802.11ac-80BW\_32.5Mbps) -Channel 106 (5530MHz)

## Vertical



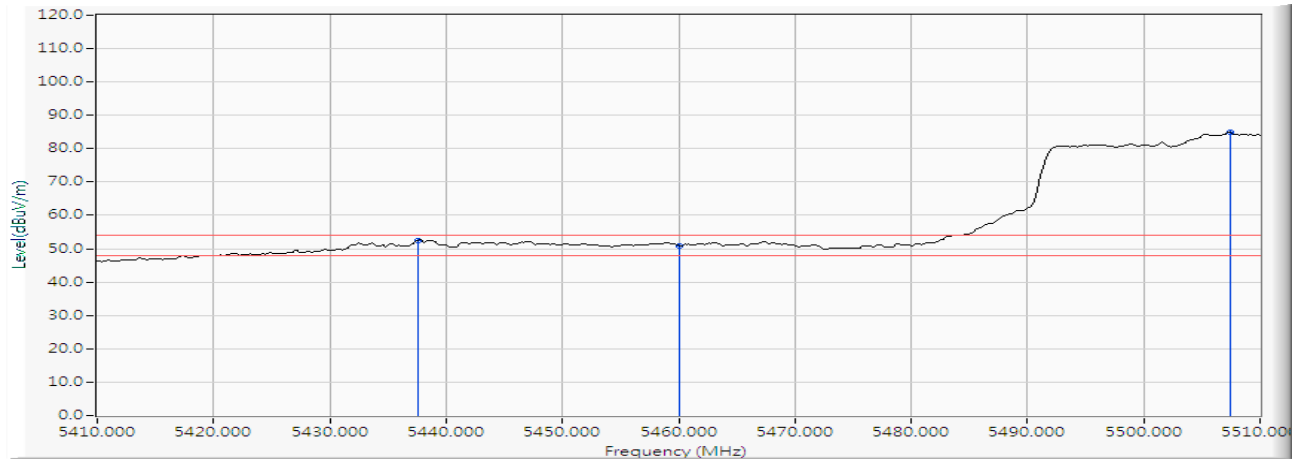
		Frequency (MHz)	Correct Factor (dB)	Reading Level (dBuV)	Measure Level (dBuV/m)	Margin (dB)	Limit (dBuV/m)	Detector Type
1		5435.362	16.656	50.614	67.270	-6.730	74.000	PEAK
2		5460.000	16.870	47.898	64.768	-9.232	74.000	PEAK
3	*	5506.812	17.197	77.044	94.242	--	--	PEAK

## Note:

1. All readings above 1GHz are performed with peak and/or average measurements as necessary.
2. Measurement Level = Reading Level + Correct Factor.
3. The average measurement was not performed when the peak measured data under the limit of average detection.

Product : Wireless/ Wired X-Ray Flat Panel Detectors  
 Test Item : Band Edge Data  
 Test Date : 2019/10/03  
 Test Mode : Mode 1 SISO A: Transmit (802.11ac-80BW\_32.5Mbps) -Channel 106 (5530MHz)

## Vertical



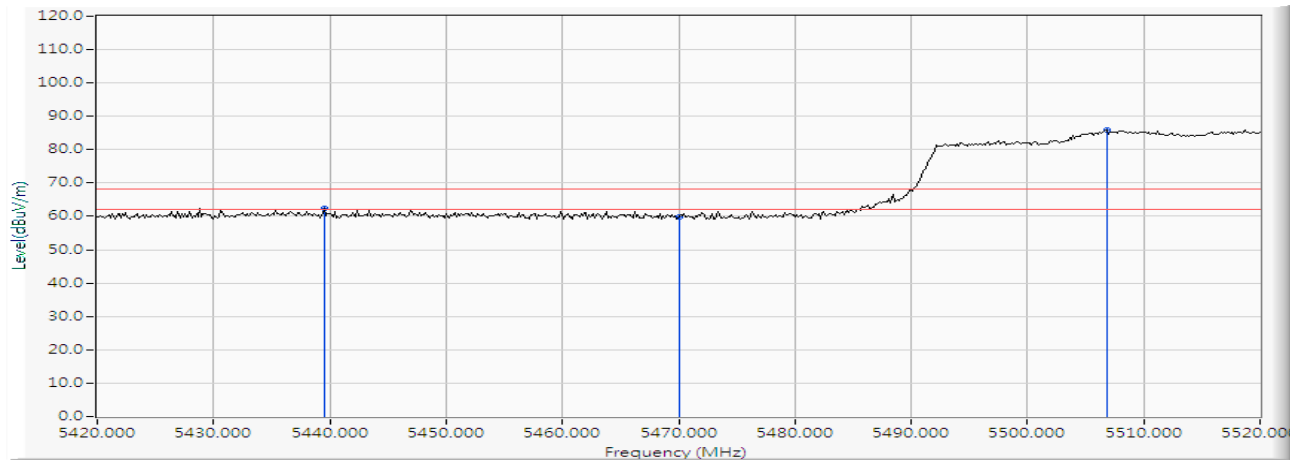
		Frequency (MHz)	Correct Factor (dB)	Reading Level (dBuV)	Measure Level (dBuV/m)	Margin (dB)	Limit (dBuV/m)	Detector Type
1		5437.536	16.675	35.674	52.349	-1.651	54.000	AVERAGE
2		5460.000	16.870	34.004	50.874	-3.126	54.000	AVERAGE
3	*	5507.391	17.196	67.755	84.951	--	--	AVERAGE

## Note:

1. All readings above 1GHz are performed with peak and/or average measurements as necessary.
2. Measurement Level = Reading Level + Correct Factor.
3. The average measurement was not performed when the peak measured data under the limit of average detection.

Product : Wireless/ Wired X-Ray Flat Panel Detectors  
 Test Item : Band Edge Data  
 Test Date : 2019/10/03  
 Test Mode : Mode 1 SISO A: Transmit (802.11ac-80BW\_32.5Mbps) -Channel 106 (5530MHz)

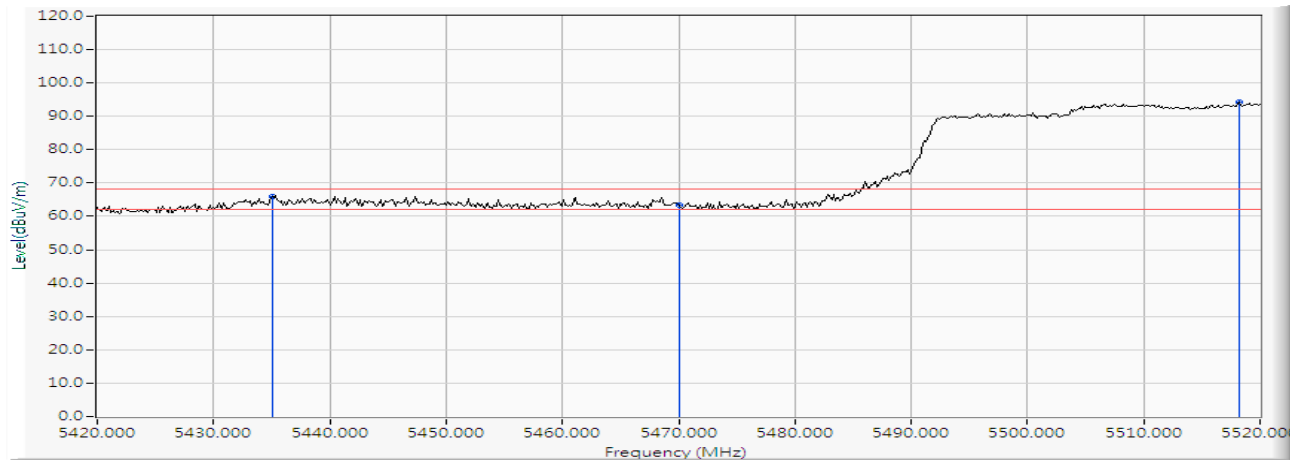
## Horizontal



		Frequency (MHz)	Correct Factor (dB)	Reading Level (dBuV)	Measure Level (dBuV/m)	Margin (dB)	Limit (dBuV/m)	Detector Type
1		5439.565	16.693	45.705	62.398	-5.822	68.220	PEAK
2		5470.000	16.957	42.903	59.860	-8.360	68.220	PEAK
3	*	5506.812	17.197	68.674	85.872	--	--	PEAK

Product : Wireless/ Wired X-Ray Flat Panel Detectors  
 Test Item : Band Edge Data  
 Test Date : 2019/10/03  
 Test Mode : Mode 1 SISO A: Transmit (802.11ac-80BW\_32.5Mbps) -Channel 106 (5530MHz)

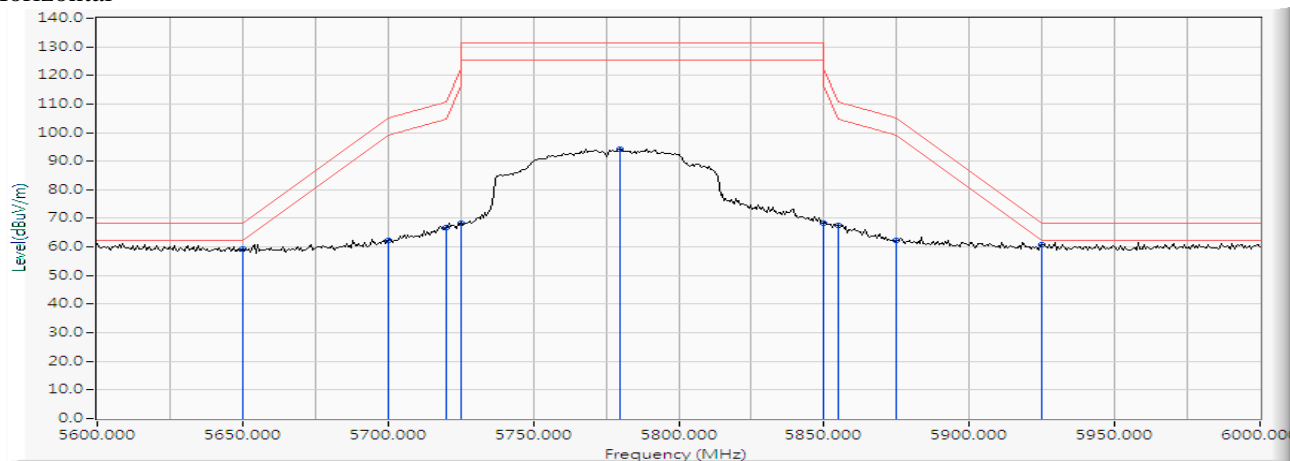
## Vertical



		Frequency (MHz)	Correct Factor (dB)	Reading Level (dBuV)	Measure Level (dBuV/m)	Margin (dB)	Limit (dBuV/m)	Detector Type
1		5435.072	16.653	49.334	65.988	-2.232	68.220	PEAK
2		5470.000	16.957	46.330	63.287	-4.933	68.220	PEAK
3	*	5518.261	17.163	76.955	94.118	--	--	PEAK

Product : Wireless/ Wired X-Ray Flat Panel Detectors  
 Test Item : Band Edge Data  
 Test Date : 2019/10/03  
 Test Mode : Mode 1 SISO A: Transmit (802.11ac-80BW\_32.5Mbps) -Channel 155 (5775MHz)

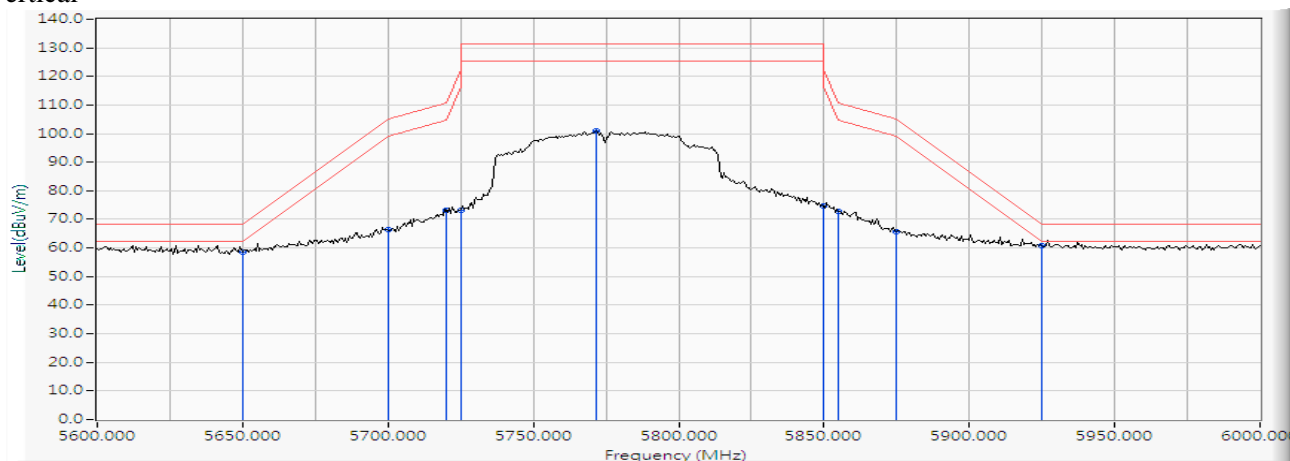
## Horizontal



		Frequency (MHz)	Correct Factor (dB)	Reading Level (dBuV)	Measure Level (dBuV/m)	Margin (dB)	Limit (dBuV/m)	Detector Type
1		5650.000	16.772	42.399	59.171	-9.049	68.220	PEAK
2		5700.000	16.636	45.607	62.243	-42.957	105.200	PEAK
3		5720.000	16.623	50.349	66.972	-43.828	110.800	PEAK
4		5725.000	16.624	51.695	68.319	-53.881	122.200	PEAK
5		5779.710	16.745	77.478	94.223	-36.977	131.200	PEAK
6		5850.000	17.081	51.282	68.363	-53.837	122.200	PEAK
7		5855.000	17.106	50.503	67.609	-43.191	110.800	PEAK
8		5875.000	17.208	44.936	62.144	-43.056	105.200	PEAK
9	*	5925.000	17.361	43.319	60.680	-7.540	68.220	PEAK

Product : Wireless/ Wired X-Ray Flat Panel Detectors  
 Test Item : Band Edge Data  
 Test Date : 2019/10/03  
 Test Mode : Mode 1 SISO A: Transmit (802.11ac-80BW\_32.5Mbps) -Channel 155 (5775MHz)

## Vertical

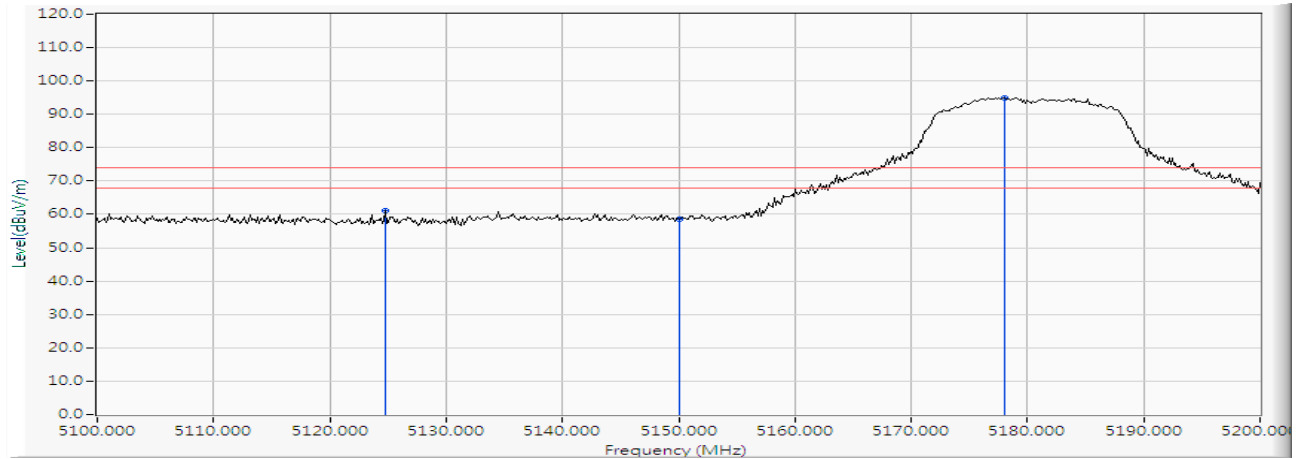


		Frequency (MHz)	Correct Factor (dB)	Reading Level (dBuV)	Measure Level (dBuV/m)	Margin (dB)	Limit (dBuV/m)	Detector Type
1		5650.000	16.772	41.933	58.705	-9.515	68.220	PEAK
2		5700.000	16.636	49.641	66.277	-38.923	105.200	PEAK
3		5720.000	16.623	56.434	73.057	-37.743	110.800	PEAK
4		5725.000	16.624	56.745	73.369	-48.831	122.200	PEAK
5		5771.594	16.713	84.154	100.866	-30.334	131.200	PEAK
6		5850.000	17.081	57.550	74.631	-47.569	122.200	PEAK
7		5855.000	17.106	55.794	72.900	-37.900	110.800	PEAK
8		5875.000	17.208	48.622	65.830	-39.370	105.200	PEAK
9	*	5925.000	17.361	43.471	60.832	-7.388	68.220	PEAK



Product : Wireless/ Wired X-Ray Flat Panel Detectors  
 Test Item : Band Edge Data  
 Test Date : 2019/10/03  
 Test Mode : Mode 2 SISO B: Transmit (802.11a\_6Mbps)-Channel 36 (5180MHz)

## Horizontal



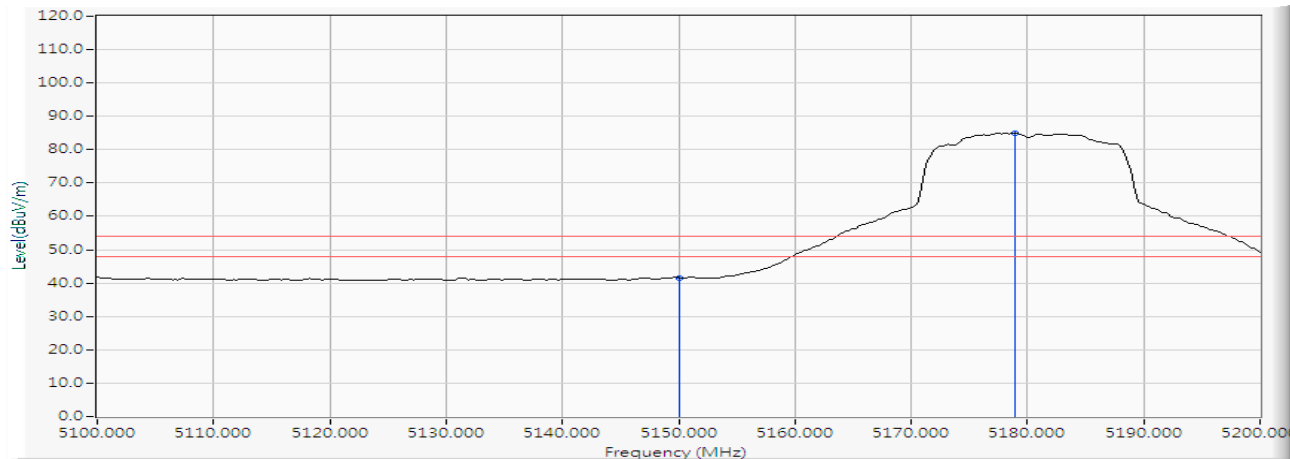
		Frequency (MHz)	Correct Factor (dB)	Reading Level (dBuV)	Measure Level (dBuV/m)	Margin (dB)	Limit (dBuV/m)	Detector Type
1		5124.783	16.473	44.651	61.124	-12.876	74.000	PEAK
2		5150.000	16.185	42.429	58.614	-15.386	74.000	PEAK
3	*	5177.971	15.866	79.170	95.036	--	--	PEAK

## Note:

1. All readings above 1GHz are performed with peak and/or average measurements as necessary.
2. Measurement Level = Reading Level + Correct Factor.
3. The average measurement was not performed when the peak measured data under the limit of average detection.

Product : Wireless/ Wired X-Ray Flat Panel Detectors  
 Test Item : Band Edge Data  
 Test Date : 2019/10/03  
 Test Mode : Mode 2 SISO B: Transmit (802.11a\_6Mbps)-Channel 36 (5180MHz)

## Horizontal



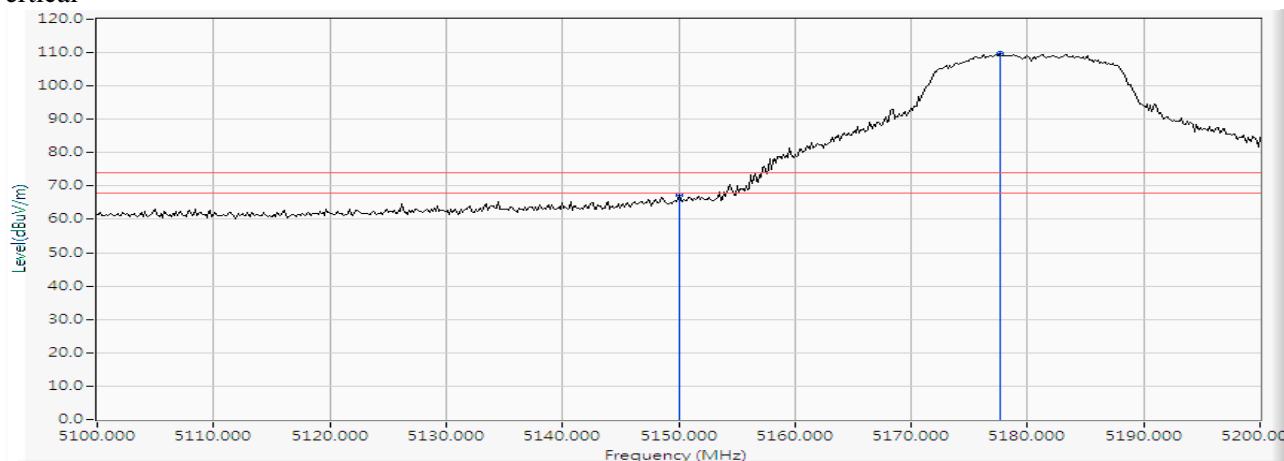
		Frequency (MHz)	Correct Factor (dB)	Reading Level (dBuV)	Measure Level (dBuV/m)	Margin (dB)	Limit (dBuV/m)	Detector Type
1		5150.000	16.185	25.470	41.655	-12.345	54.000	AVERAGE
2	*	5178.986	15.854	69.116	84.970	--	--	AVERAGE

## Note:

1. All readings above 1GHz are performed with peak and/or average measurements as necessary.
2. Measurement Level = Reading Level + Correct Factor.
3. The average measurement was not performed when the peak measured data under the limit of average detection.

Product : Wireless/ Wired X-Ray Flat Panel Detectors  
 Test Item : Band Edge Data  
 Test Date : 2019/10/03  
 Test Mode : Mode 2 SISO B: Transmit (802.11a\_6Mbps)-Channel 36 (5180MHz)

## Vertical



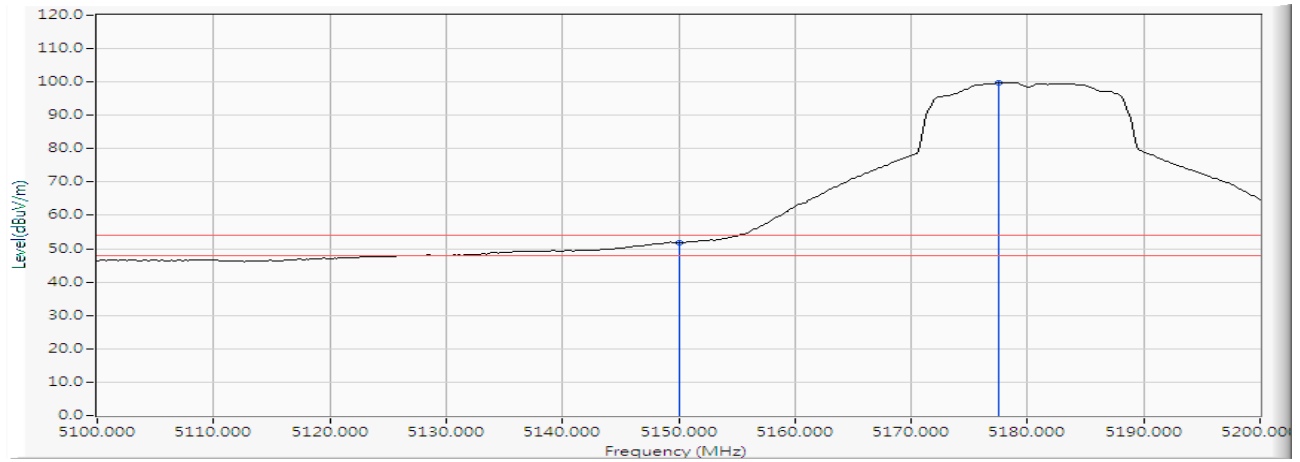
		Frequency (MHz)	Correct Factor (dB)	Reading Level (dBuV)	Measure Level (dBuV/m)	Margin (dB)	Limit (dBuV/m)	Detector Type
1		5150.000	16.185	50.929	67.114	-6.886	74.000	PEAK
2	*	5177.681	15.868	93.838	109.707	--	--	PEAK

## Note:

1. All readings above 1GHz are performed with peak and/or average measurements as necessary.
2. Measurement Level = Reading Level + Correct Factor.
3. The average measurement was not performed when the peak measured data under the limit of average detection.

Product : Wireless/ Wired X-Ray Flat Panel Detectors  
 Test Item : Band Edge Data  
 Test Date : 2019/10/03  
 Test Mode : Mode 2 SISO B: Transmit (802.11a\_6Mbps)-Channel 36 (5180MHz)

Vertical



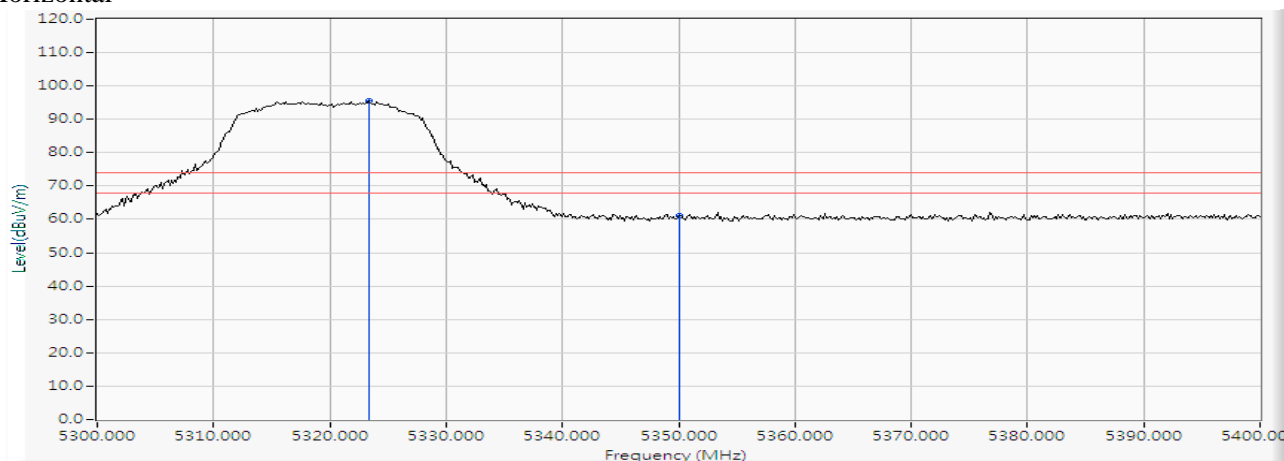
		Frequency (MHz)	Correct Factor (dB)	Reading Level (dBuV)	Measure Level (dBuV/m)	Margin (dB)	Limit (dBuV/m)	Detector Type
1		5150.000	16.185	35.551	51.736	-2.264	54.000	AVERAGE
2	*	5177.536	15.870	83.968	99.839	--	--	AVERAGE

Note:

1. All readings above 1GHz are performed with peak and/or average measurements as necessary.
2. Measurement Level = Reading Level + Correct Factor.
3. The average measurement was not performed when the peak measured data under the limit of average detection.

Product : Wireless/ Wired X-Ray Flat Panel Detectors  
 Test Item : Band Edge Data  
 Test Date : 2019/10/04  
 Test Mode : Mode 2 SISO B: Transmit (802.11a\_6Mbps) -Channel 64 (5320MHz)

## Horizontal



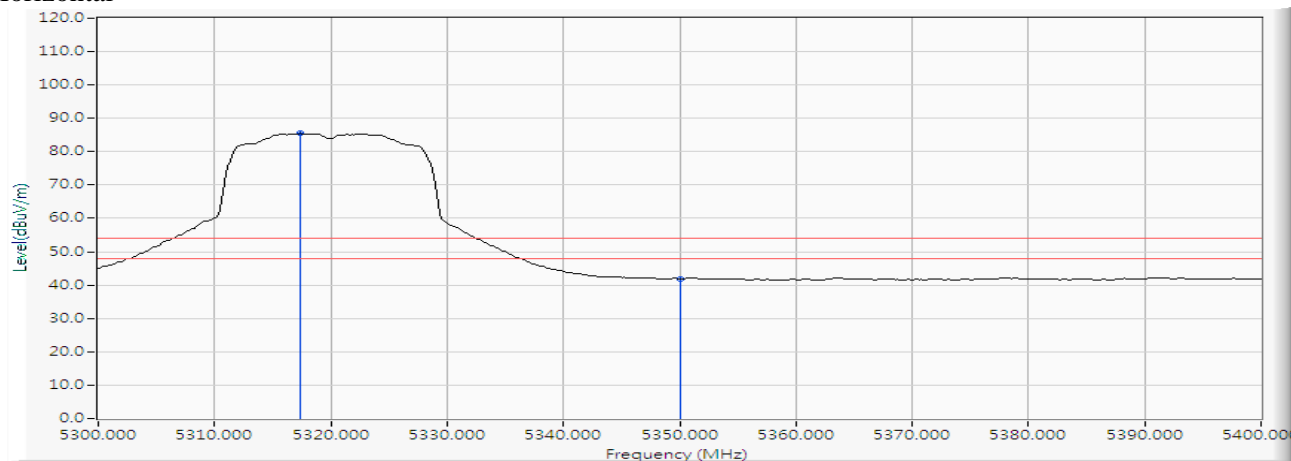
		Frequency (MHz)	Correct Factor (dB)	Reading Level (dBuV)	Measure Level (dBuV/m)	Margin (dB)	Limit (dBuV/m)	Detector Type
1	*	5323.333	15.605	79.842	95.447	--	--	PEAK
2		5350.000	15.865	45.196	61.060	-12.940	74.000	PEAK

## Note:

1. All readings above 1GHz are performed with peak and/or average measurements as necessary.
2. Measurement Level = Reading Level + Correct Factor.
3. The average measurement was not performed when the peak measured data under the limit of average detection.

Product : Wireless/ Wired X-Ray Flat Panel Detectors  
 Test Item : Band Edge Data  
 Test Date : 2019/10/04  
 Test Mode : Mode 2 SISO B: Transmit (802.11a\_6Mbps) -Channel 64 (5320MHz)

## Horizontal



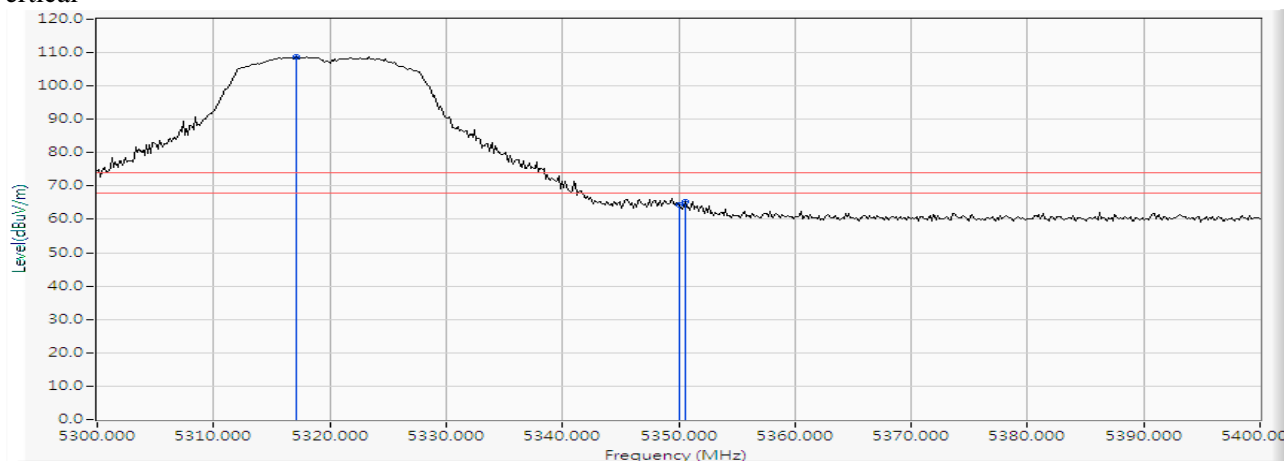
		Frequency (MHz)	Correct Factor (dB)	Reading Level (dBuV)	Measure Level (dBuV/m)	Margin (dB)	Limit (dBuV/m)	Detector Type
1	*	5317.391	15.547	69.886	85.434	--	--	AVERAGE
2		5350.000	15.865	25.938	41.802	-12.198	54.000	AVERAGE

## Note:

1. All readings above 1GHz are performed with peak and/or average measurements as necessary.
2. Measurement Level = Reading Level + Correct Factor.
3. The average measurement was not performed when the peak measured data under the limit of average detection.

Product : Wireless/ Wired X-Ray Flat Panel Detectors  
 Test Item : Band Edge Data  
 Test Date : 2019/10/03  
 Test Mode : Mode 2 SISO B: Transmit (802.11a\_6Mbps) -Channel 64 (5320MHz)

## Vertical



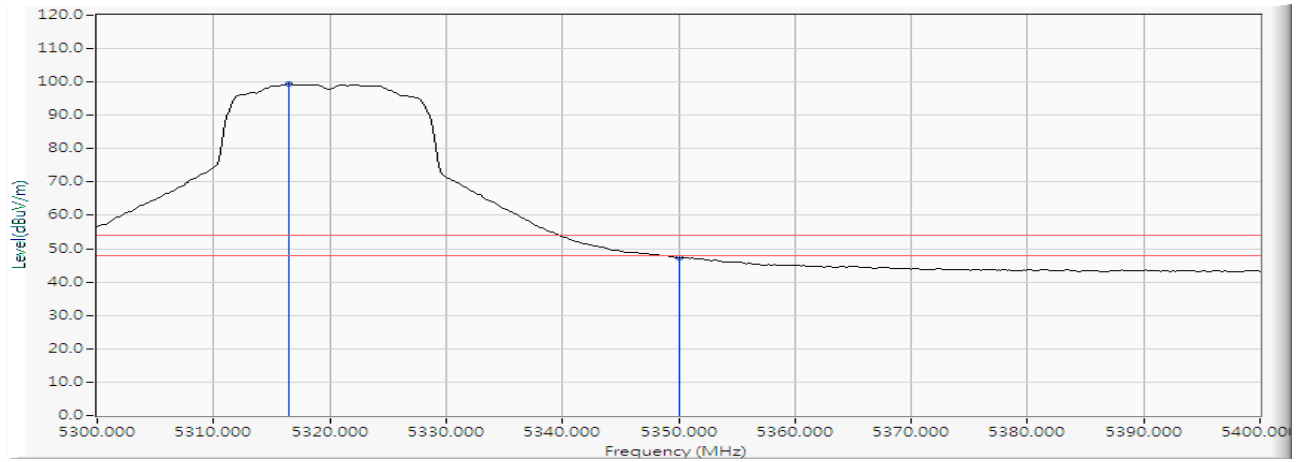
		Frequency (MHz)	Correct Factor (dB)	Reading Level (dBuV)	Measure Level (dBuV/m)	Margin (dB)	Limit (dBuV/m)	Detector Type
1	*	5317.101	15.544	93.268	108.813	--	--	PEAK
2		5350.000	15.865	48.526	64.390	-9.610	74.000	PEAK
3		5350.580	15.870	49.584	65.454	-8.546	74.000	PEAK

## Note:

1. All readings above 1GHz are performed with peak and/or average measurements as necessary.
2. Measurement Level = Reading Level + Correct Factor.
3. The average measurement was not performed when the peak measured data under the limit of average detection.

Product : Wireless/ Wired X-Ray Flat Panel Detectors  
 Test Item : Band Edge Data  
 Test Date : 2019/10/03  
 Test Mode : Mode 2 SISO B: Transmit (802.11a\_6Mbps) -Channel 64 (5320MHz)

Vertical



		Frequency (MHz)	Correct Factor (dB)	Reading Level (dBuV)	Measure Level (dBuV/m)	Margin (dB)	Limit (dBuV/m)	Detector Type
1	*	5316.522	15.540	83.750	99.289	--	--	AVERAGE
2		5350.000	15.865	31.424	47.288	-6.712	54.000	AVERAGE

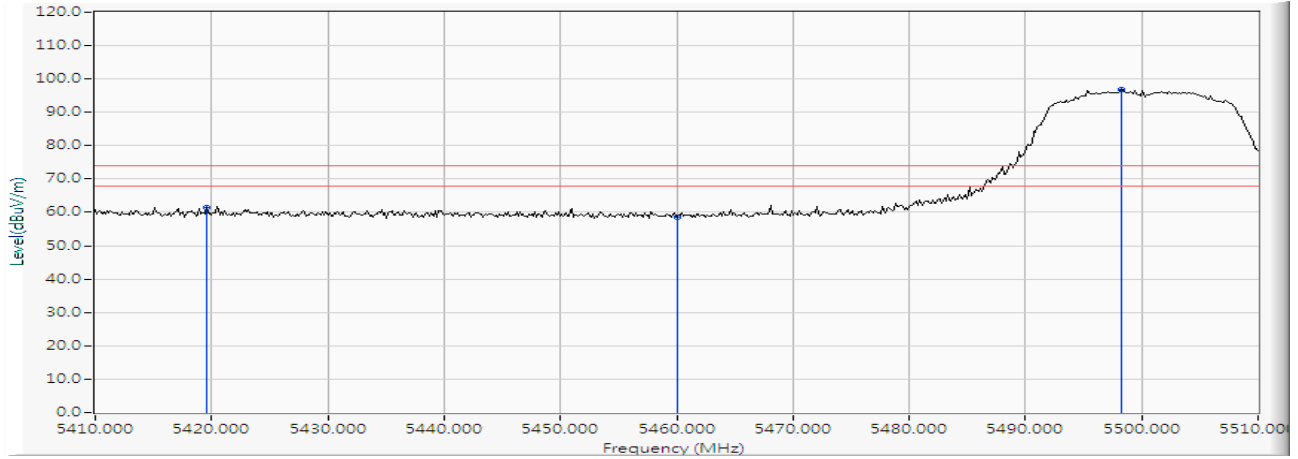
Note:

1. All readings above 1GHz are performed with peak and/or average measurements as necessary.
2. Measurement Level = Reading Level + Correct Factor.
3. The average measurement was not performed when the peak measured data under the limit of average detection.



Product : Wireless/ Wired X-Ray Flat Panel Detectors  
 Test Item : Band Edge Data  
 Test Date : 2019/10/04  
 Test Mode : Mode 2 SISO B: Transmit (802.11a\_6Mbps) -Channel 100 (5500MHz)

## Horizontal



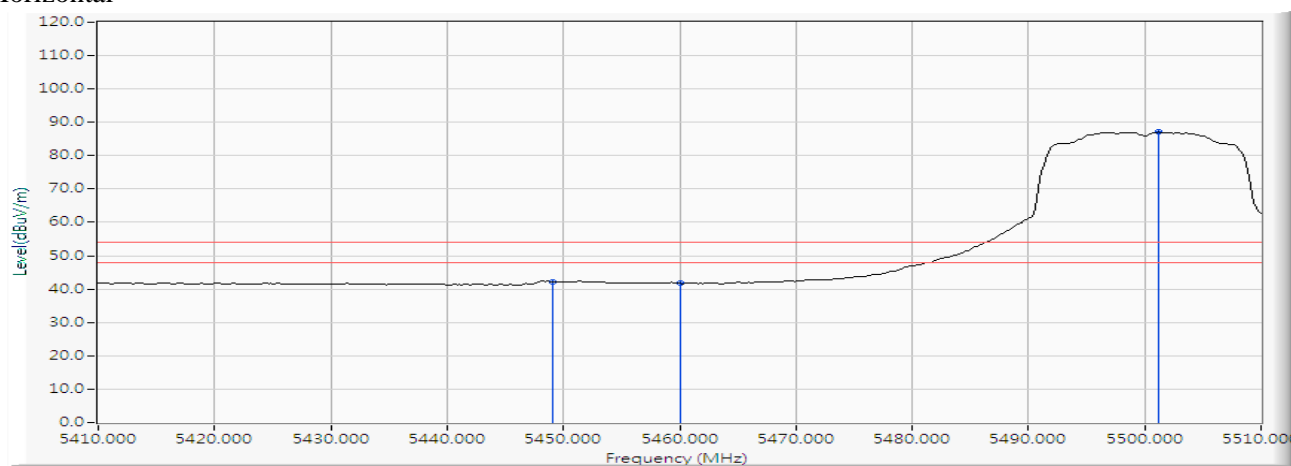
		Frequency (MHz)	Correct Factor (dB)	Reading Level (dBuV)	Measure Level (dBuV/m)	Margin (dB)	Limit (dBuV/m)	Detector Type
1		5419.565	16.518	44.768	61.287	-12.713	74.000	PEAK
2		5460.000	16.870	41.587	58.457	-15.543	74.000	PEAK
3	*	5498.261	17.167	79.615	96.783	--	--	PEAK

## Note:

1. All readings above 1GHz are performed with peak and/or average measurements as necessary.
2. Measurement Level = Reading Level + Correct Factor.
3. The average measurement was not performed when the peak measured data under the limit of average detection.

Product : Wireless/ Wired X-Ray Flat Panel Detectors  
 Test Item : Band Edge Data  
 Test Date : 2019/10/04  
 Test Mode : Mode 2 SISO B: Transmit (802.11a\_6Mbps) -Channel 100 (5500MHz)

## Horizontal



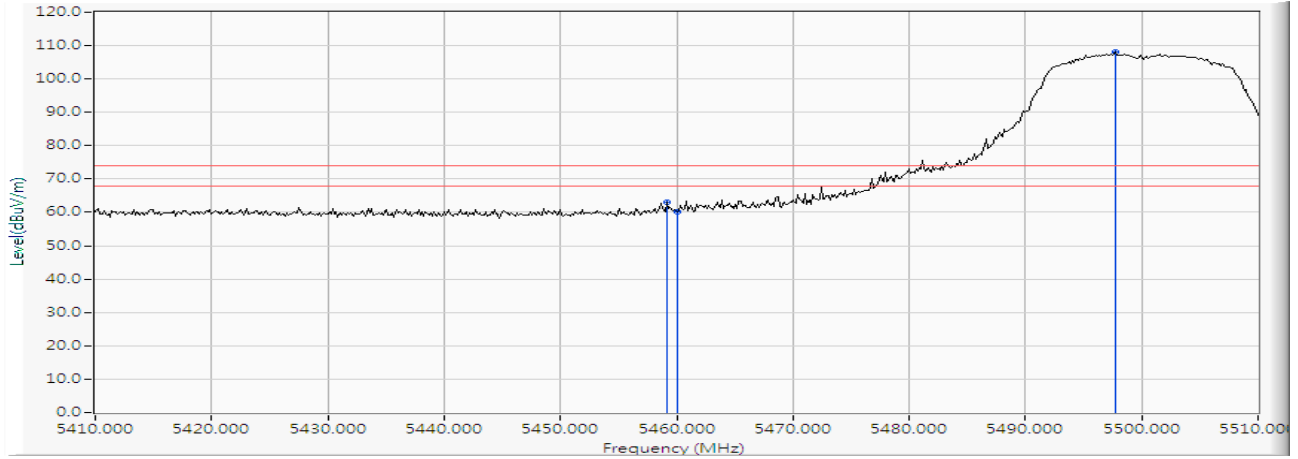
		Frequency (MHz)	Correct Factor (dB)	Reading Level (dBuV)	Measure Level (dBuV/m)	Margin (dB)	Limit (dBuV/m)	Detector Type
1		5449.130	16.775	25.475	42.251	-11.749	54.000	AVERAGE
2		5460.000	16.870	24.854	41.724	-12.276	54.000	AVERAGE
3	*	5501.159	17.183	69.845	87.028	--	--	AVERAGE

## Note:

1. All readings above 1GHz are performed with peak and/or average measurements as necessary.
2. Measurement Level = Reading Level + Correct Factor.
3. The average measurement was not performed when the peak measured data under the limit of average detection.

Product : Wireless/ Wired X-Ray Flat Panel Detectors  
 Test Item : Band Edge Data  
 Test Date : 2019/10/04  
 Test Mode : Mode 2 SISO B: Transmit (802.11a\_6Mbps) -Channel 100 (5500MHz)

## Vertical



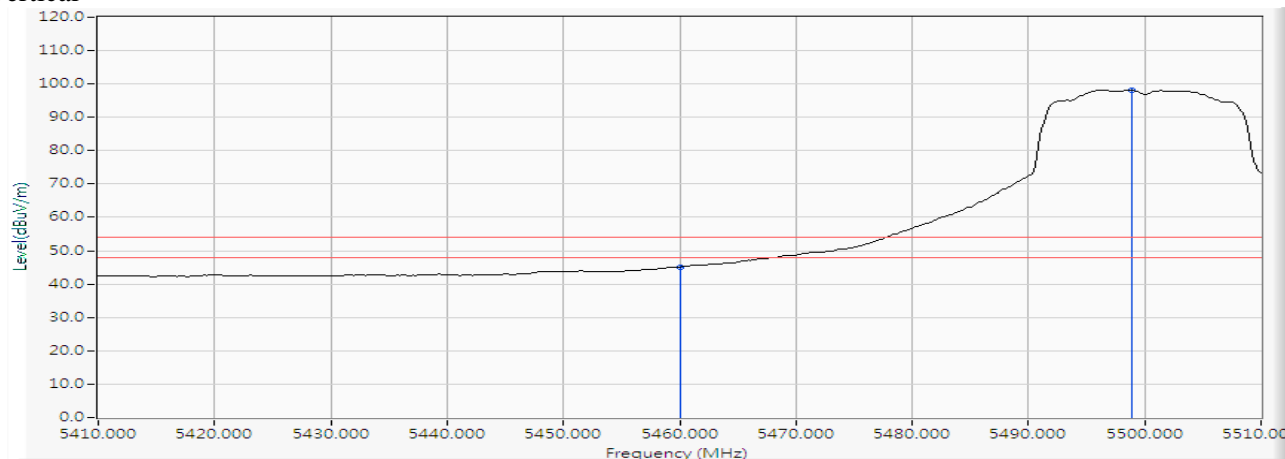
		Frequency (MHz)	Correct Factor (dB)	Reading Level (dBuV)	Measure Level (dBuV/m)	Margin (dB)	Limit (dBuV/m)	Detector Type
1		5459.130	16.862	46.281	63.143	-10.857	74.000	PEAK
2		5460.000	16.870	43.310	60.180	-13.820	74.000	PEAK
3	*	5497.681	17.165	90.808	107.973	--	--	PEAK

## Note:

1. All readings above 1GHz are performed with peak and/or average measurements as necessary.
2. Measurement Level = Reading Level + Correct Factor.
3. The average measurement was not performed when the peak measured data under the limit of average detection.

Product : Wireless/ Wired X-Ray Flat Panel Detectors  
 Test Item : Band Edge Data  
 Test Date : 2019/10/04  
 Test Mode : Mode 2 SISO B: Transmit (802.11a\_6Mbps) -Channel 100 (5500MHz)

Vertical



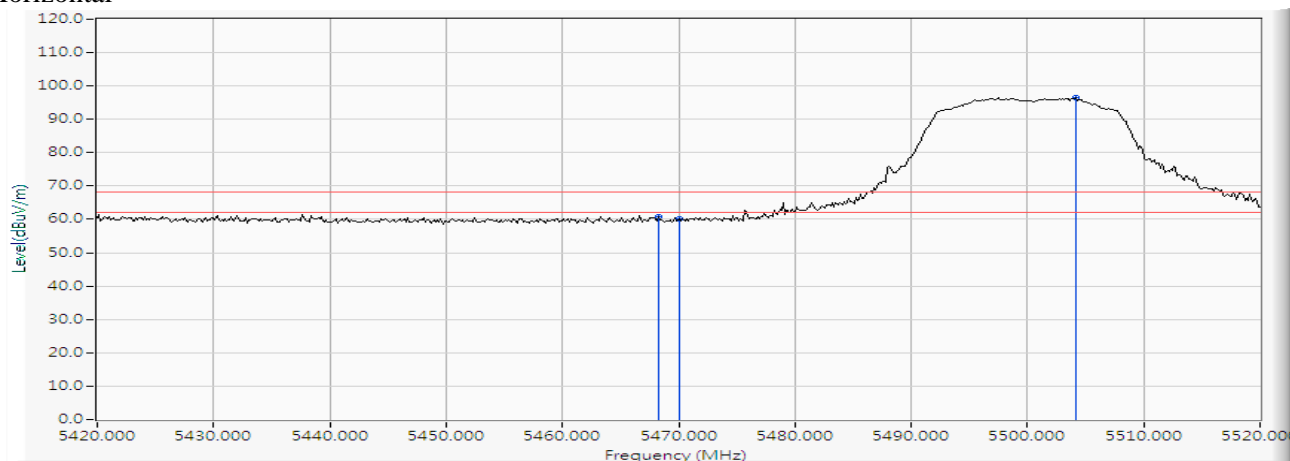
		Frequency (MHz)	Correct Factor (dB)	Reading Level (dBuV)	Measure Level (dBuV/m)	Margin (dB)	Limit (dBuV/m)	Detector Type
1		5460.000	16.870	28.258	45.128	-8.872	54.000	AVERAGE
2	*	5498.841	17.171	80.916	98.087	--	--	AVERAGE

Note:

1. All readings above 1GHz are performed with peak and/or average measurements as necessary.
2. Measurement Level = Reading Level + Correct Factor.
3. The average measurement was not performed when the peak measured data under the limit of average detection.

Product : Wireless/ Wired X-Ray Flat Panel Detectors  
 Test Item : Band Edge Data  
 Test Date : 2019/10/04  
 Test Mode : Mode 2 SISO B: Transmit (802.11a\_6Mbps) -Channel 100 (5500MHz)

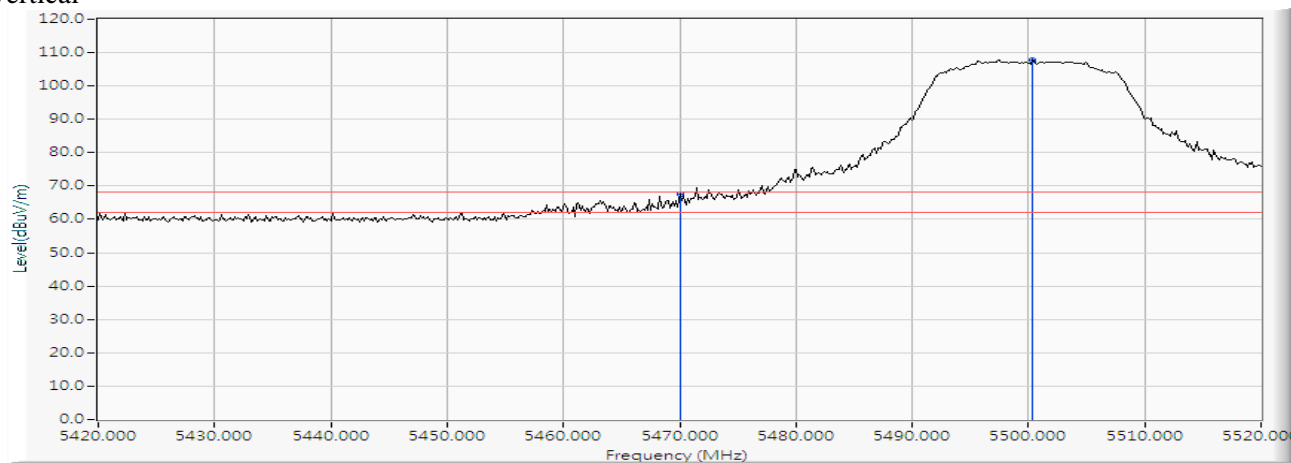
## Horizontal



		Frequency (MHz)	Correct Factor (dB)	Reading Level (dBuV)	Measure Level (dBuV/m)	Margin (dB)	Limit (dBuV/m)	Detector Type
1		5468.261	16.942	43.886	60.828	-7.392	68.220	PEAK
2		5470.000	16.957	43.045	60.002	-8.218	68.220	PEAK
3	*	5504.203	17.199	79.276	96.475	--	--	PEAK

Product : Wireless/ Wired X-Ray Flat Panel Detectors  
 Test Item : Band Edge Data  
 Test Date : 2019/10/04  
 Test Mode : Mode 2 SISO B: Transmit (802.11a\_6Mbps) -Channel 100 (5500MHz)

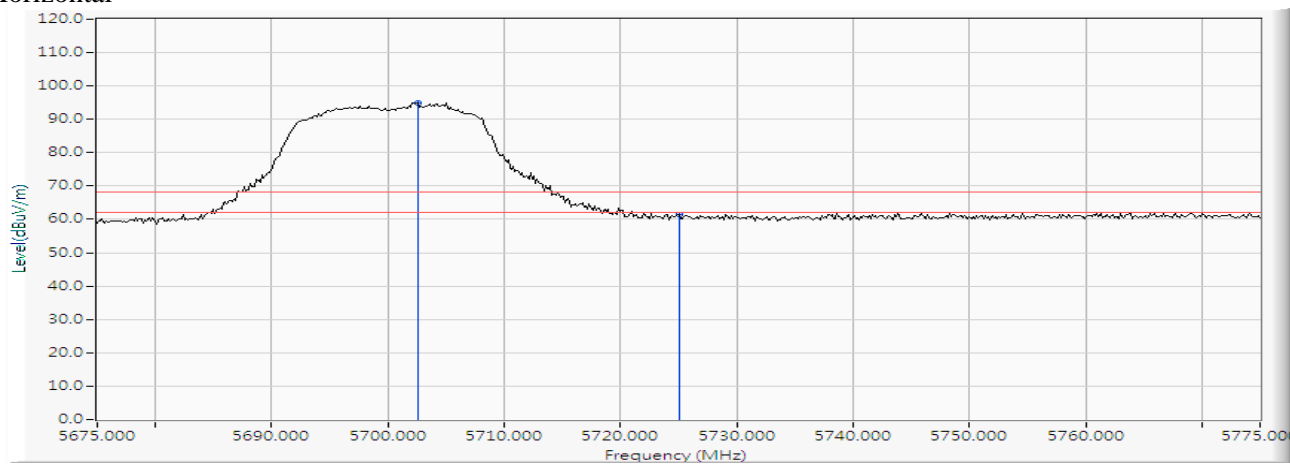
## Vertical



		Frequency (MHz)	Correct Factor (dB)	Reading Level (dBuV)	Measure Level (dBuV/m)	Margin (dB)	Limit (dBuV/m)	Detector Type
1		5470.000	16.957	50.543	67.500	-0.720	68.220	PEAK
2	*	5500.290	17.178	90.590	107.768	--	--	PEAK

Product : Wireless/ Wired X-Ray Flat Panel Detectors  
 Test Item : Band Edge Data  
 Test Date : 2019/10/04  
 Test Mode : Mode 2 SISO B: Transmit (802.11a\_6Mbps) -Channel 140 (5700MHz)

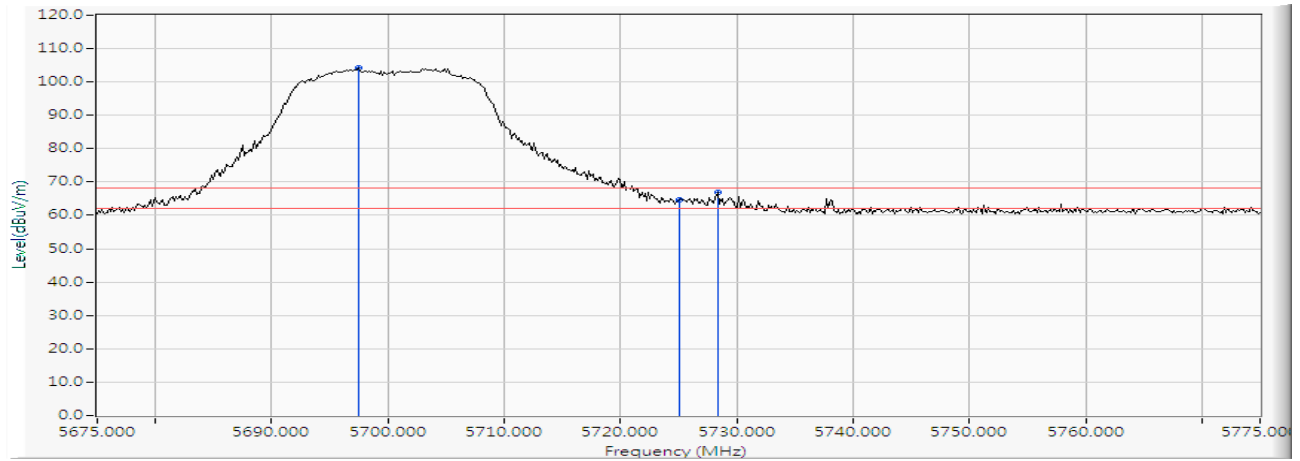
## Horizontal



		Frequency (MHz)	Correct Factor (dB)	Reading Level (dBuV)	Measure Level (dBuV/m)	Margin (dB)	Limit (dBuV/m)	Detector Type
1	*	5702.536	16.633	78.363	94.996	--	--	PEAK
2		5725.000	16.624	44.969	61.593	-6.627	68.220	PEAK

Product : Wireless/ Wired X-Ray Flat Panel Detectors  
 Test Item : Band Edge Data  
 Test Date : 2019/10/04  
 Test Mode : Mode 2 SISO B: Transmit (802.11a\_6Mbps) -Channel 140 (5700MHz)

Vertical

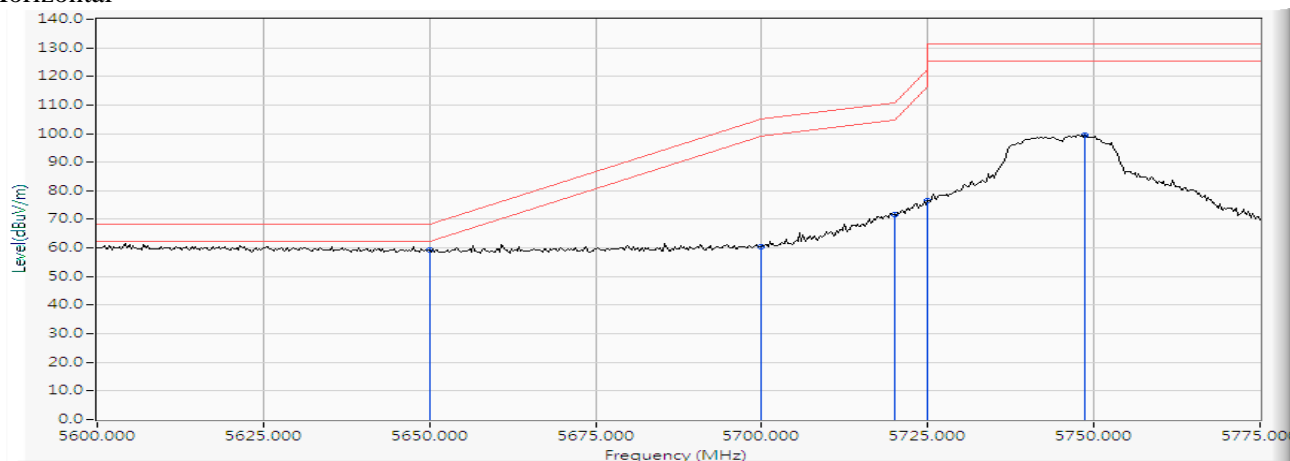


		Frequency (MHz)	Correct Factor (dB)	Reading Level (dBuV)	Measure Level (dBuV/m)	Margin (dB)	Limit (dBuV/m)	Detector Type
1	*	5697.464	16.640	87.440	104.080	--	--	PEAK
2		5725.000	16.624	47.920	64.544	-3.676	68.220	PEAK
3		5728.333	16.623	50.175	66.799	-1.421	68.220	PEAK



Product : Wireless/ Wired X-Ray Flat Panel Detectors  
 Test Item : Band Edge Data  
 Test Date : 2019/10/04  
 Test Mode : Mode 2 SISO B: Transmit (802.11a\_6Mbps) -Channel 149 (5745MHz)

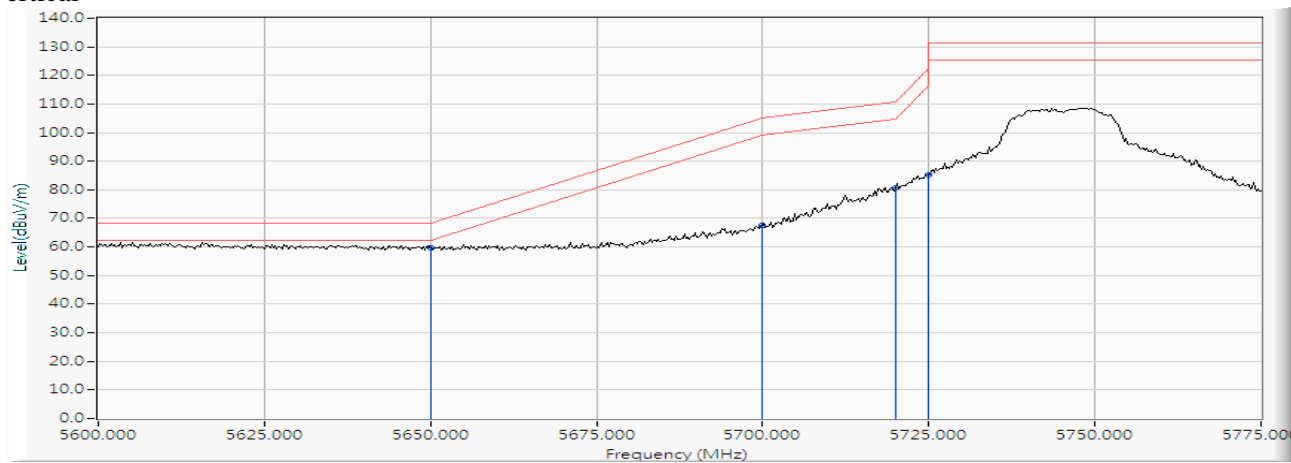
## Horizontal



		Frequency (MHz)	Correct Factor (dB)	Reading Level (dBuV)	Measure Level (dBuV/m)	Margin (dB)	Limit (dBuV/m)	Detector Type
1	*	5650.000	16.772	42.475	59.247	-8.973	68.220	PEAK
2		5700.000	16.636	43.852	60.488	-44.712	105.200	PEAK
3		5720.000	16.623	55.117	71.740	-39.060	110.800	PEAK
4		5725.000	16.624	59.820	76.444	-45.756	122.200	PEAK
5		5748.623	16.638	82.785	99.423	-31.777	131.200	PEAK

Product : Wireless/ Wired X-Ray Flat Panel Detectors  
 Test Item : Band Edge Data  
 Test Date : 2019/10/04  
 Test Mode : Mode 2 SISO B: Transmit (802.11a\_6Mbps) -Channel 149 (5745MHz)

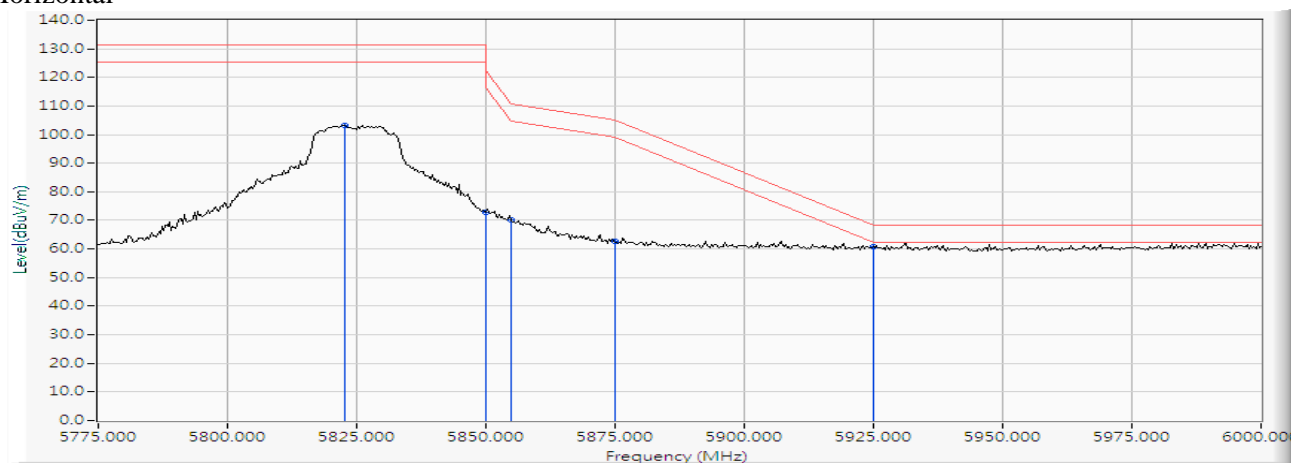
## Vertical



		Frequency (MHz)	Correct Factor (dB)	Reading Level (dBuV)	Measure Level (dBuV/m)	Margin (dB)	Limit (dBuV/m)	Detector Type
1	*	5650.000	16.772	42.719	59.491	-8.729	68.220	PEAK
2		5700.000	16.636	50.955	67.591	-37.609	105.200	PEAK
3		5720.000	16.623	63.932	80.555	-30.245	110.800	PEAK
4		5725.000	16.624	68.708	85.332	-36.868	122.200	PEAK

Product : Wireless/ Wired X-Ray Flat Panel Detectors  
 Test Item : Band Edge Data  
 Test Date : 2019/10/04  
 Test Mode : Mode 2 SISO B: Transmit (802.11a\_6Mbps) -Channel 165 (5825MHz)

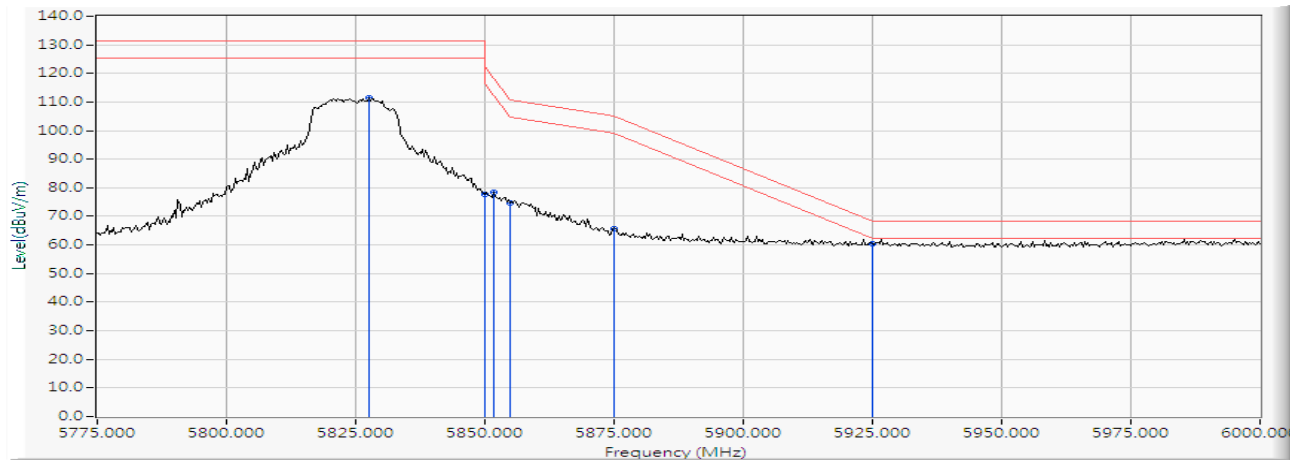
## Horizontal



		Frequency (MHz)	Correct Factor (dB)	Reading Level (dBuV)	Measure Level (dBuV/m)	Margin (dB)	Limit (dBuV/m)	Detector Type
1		5822.609	16.943	86.187	103.130	-28.070	131.200	PEAK
2		5850.000	17.081	55.661	72.742	-49.458	122.200	PEAK
3		5855.000	17.106	52.997	70.103	-40.697	110.800	PEAK
4		5875.000	17.208	45.420	62.628	-42.572	105.200	PEAK
5	*	5925.000	17.361	43.320	60.681	-7.539	68.220	PEAK

Product : Wireless/ Wired X-Ray Flat Panel Detectors  
 Test Item : Band Edge Data  
 Test Date : 2019/10/04  
 Test Mode : Mode 2 SISO B: Transmit (802.11a\_6Mbps) -Channel 165 (5825MHz)

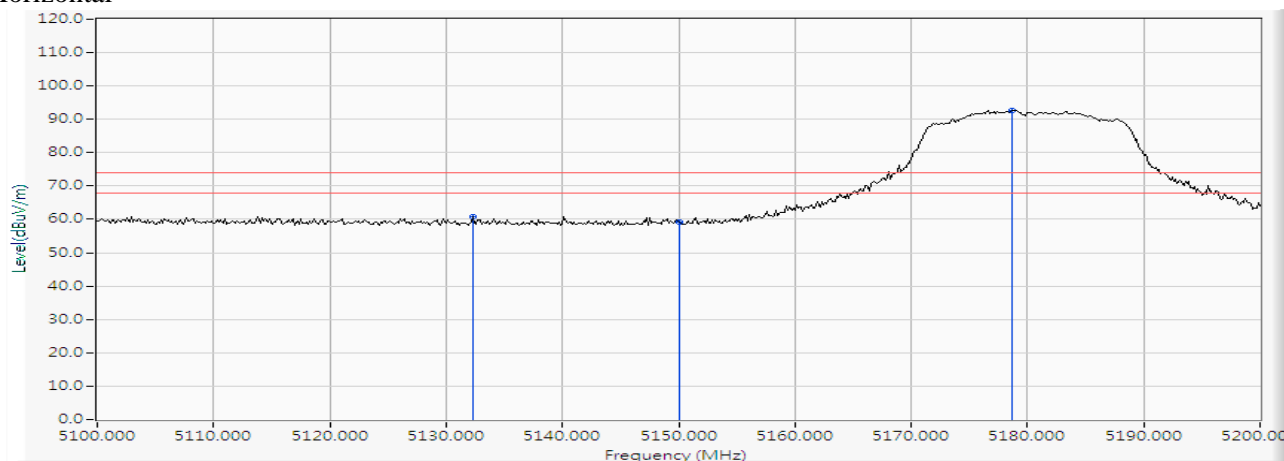
Vertical



		Frequency (MHz)	Correct Factor (dB)	Reading Level (dBuV)	Measure Level (dBuV/m)	Margin (dB)	Limit (dBuV/m)	Detector Type
1		5827.500	16.968	94.365	111.332	-19.868	131.200	PEAK
2		5850.000	17.081	60.646	77.727	-44.473	122.200	PEAK
3		5851.630	17.090	61.402	78.492	-39.992	118.484	PEAK
4		5855.000	17.106	57.733	74.839	-35.961	110.800	PEAK
5		5875.000	17.208	48.557	65.765	-39.435	105.200	PEAK
6	*	5925.000	17.361	43.116	60.477	-7.743	68.220	PEAK

Product : Wireless/ Wired X-Ray Flat Panel Detectors  
 Test Item : Band Edge Data  
 Test Date : 2019/10/03  
 Test Mode : Mode 2 SISO B: Transmit (802.11n-20BW\_7.2Mbps)-Channel 36 (5180MHz)

## Horizontal



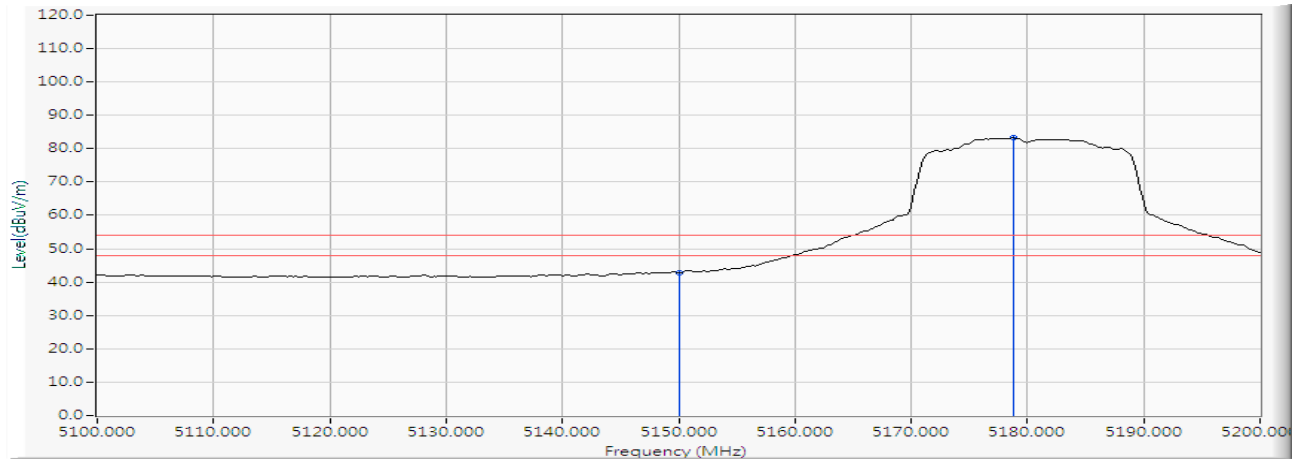
		Frequency (MHz)	Correct Factor (dB)	Reading Level (dBuV)	Measure Level (dBuV/m)	Margin (dB)	Limit (dBuV/m)	Detector Type
1		5132.319	16.388	44.533	60.920	-13.080	74.000	PEAK
2		5150.000	16.185	43.096	59.281	-14.719	74.000	PEAK
3	*	5178.696	15.857	76.730	92.587	--	--	PEAK

## Note:

1. All readings above 1GHz are performed with peak and/or average measurements as necessary.
2. Measurement Level = Reading Level + Correct Factor.
3. The average measurement was not performed when the peak measured data under the limit of average detection.

Product : Wireless/ Wired X-Ray Flat Panel Detectors  
 Test Item : Band Edge Data  
 Test Date : 2019/10/03  
 Test Mode : Mode 2 SISO B: Transmit (802.11n-20BW\_7.2Mbps)-Channel 36 (5180MHz)

## Horizontal



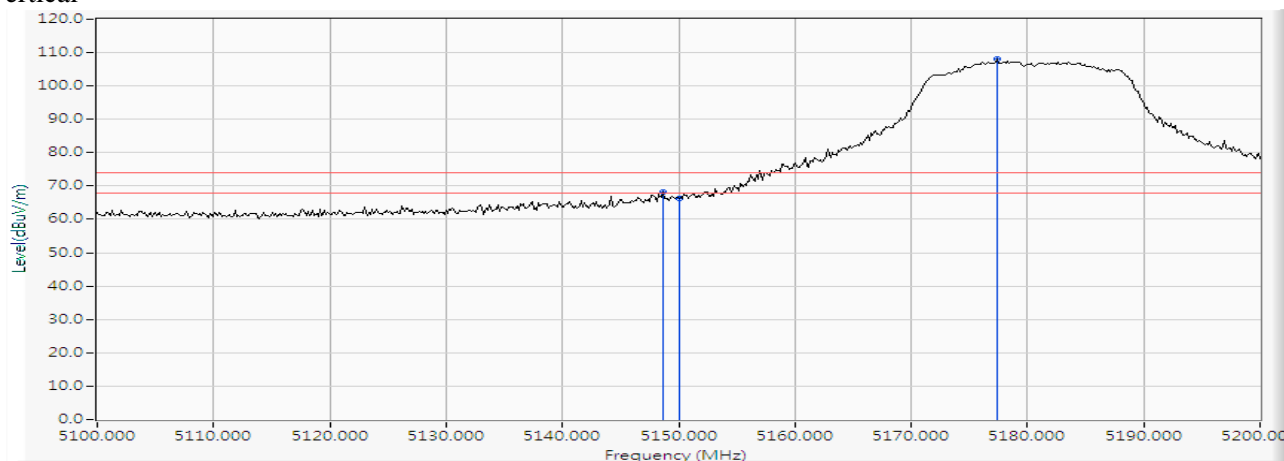
		Frequency (MHz)	Correct Factor (dB)	Reading Level (dBuV)	Measure Level (dBuV/m)	Margin (dB)	Limit (dBuV/m)	Detector Type
1		5150.000	16.185	26.549	42.734	-11.266	54.000	AVERAGE
2	*	5178.841	15.856	67.413	83.269	--	--	AVERAGE

## Note:

1. All readings above 1GHz are performed with peak and/or average measurements as necessary.
2. Measurement Level = Reading Level + Correct Factor.
3. The average measurement was not performed when the peak measured data under the limit of average detection.

Product : Wireless/ Wired X-Ray Flat Panel Detectors  
 Test Item : Band Edge Data  
 Test Date : 2019/10/03  
 Test Mode : Mode 2 SISO B: Transmit (802.11n-20BW\_7.2Mbps)-Channel 36 (5180MHz)

## Vertical



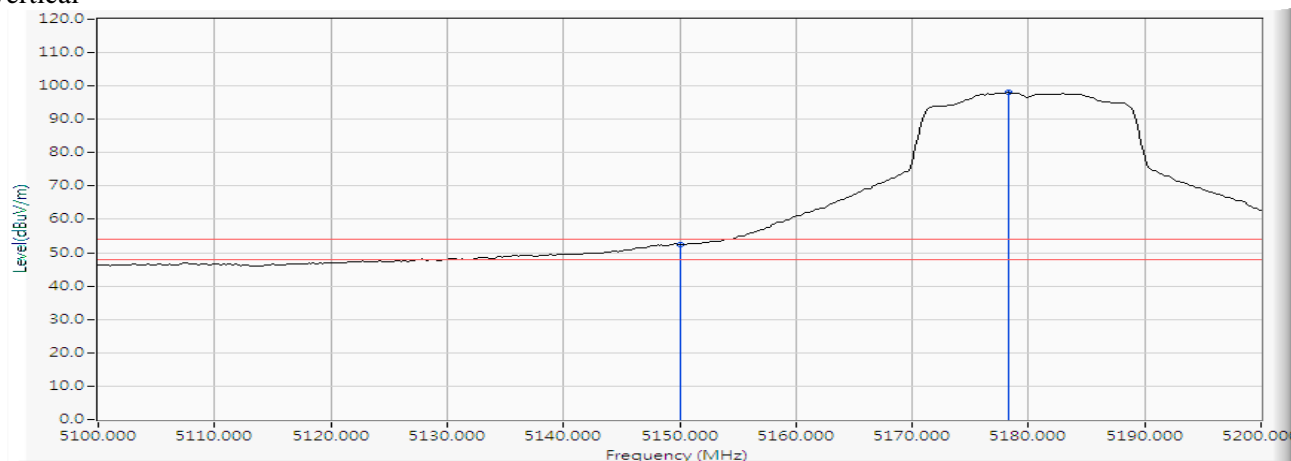
		Frequency (MHz)	Correct Factor (dB)	Reading Level (dBuV)	Measure Level (dBuV/m)	Margin (dB)	Limit (dBuV/m)	Detector Type
1		5148.696	16.200	51.918	68.118	-5.882	74.000	PEAK
2		5150.000	16.185	50.129	66.314	-7.686	74.000	PEAK
3	*	5177.391	15.872	92.171	108.043	--	--	PEAK

## Note:

1. All readings above 1GHz are performed with peak and/or average measurements as necessary.
2. Measurement Level = Reading Level + Correct Factor.
3. The average measurement was not performed when the peak measured data under the limit of average detection.

Product : Wireless/ Wired X-Ray Flat Panel Detectors  
 Test Item : Band Edge Data  
 Test Date : 2019/10/03  
 Test Mode : Mode 2 SISO B: Transmit (802.11n-20BW\_7.2Mbps)-Channel 36 (5180MHz)

Vertical



		Frequency (MHz)	Correct Factor (dB)	Reading Level (dBuV)	Measure Level (dBuV/m)	Margin (dB)	Limit (dBuV/m)	Detector Type
1		5150.000	16.185	36.125	52.310	-1.690	54.000	AVERAGE
2	*	5178.261	15.863	82.159	98.021	--	--	AVERAGE

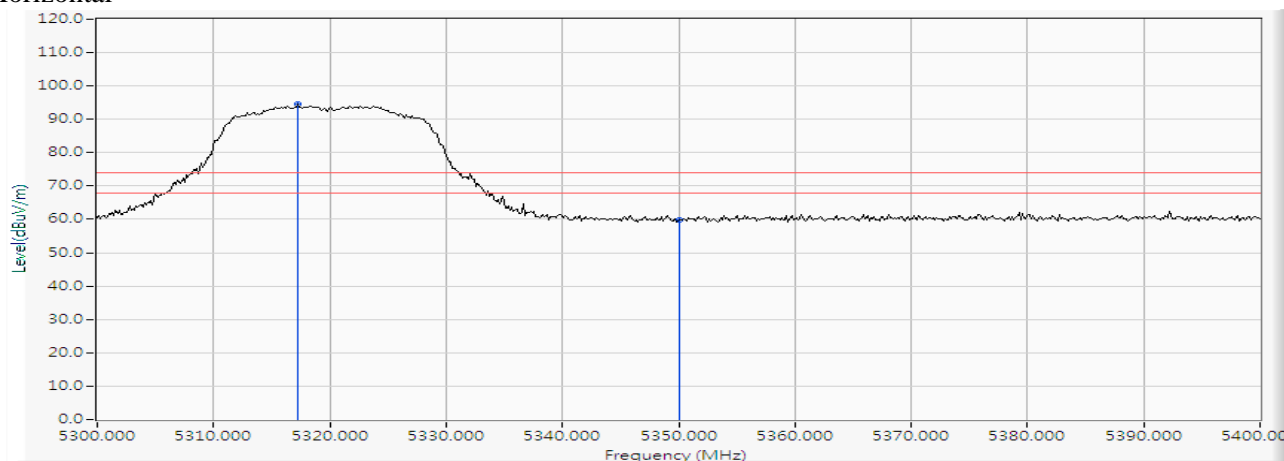
Note:

1. All readings above 1GHz are performed with peak and/or average measurements as necessary.
2. Measurement Level = Reading Level + Correct Factor.
3. The average measurement was not performed when the peak measured data under the limit of average detection.



Product : Wireless/ Wired X-Ray Flat Panel Detectors  
 Test Item : Band Edge Data  
 Test Date : 2019/10/04  
 Test Mode : Mode 2 SISO B: Transmit (802.11n-20BW\_7.2Mbps)-Channel 64 (5320MHz)

## Horizontal



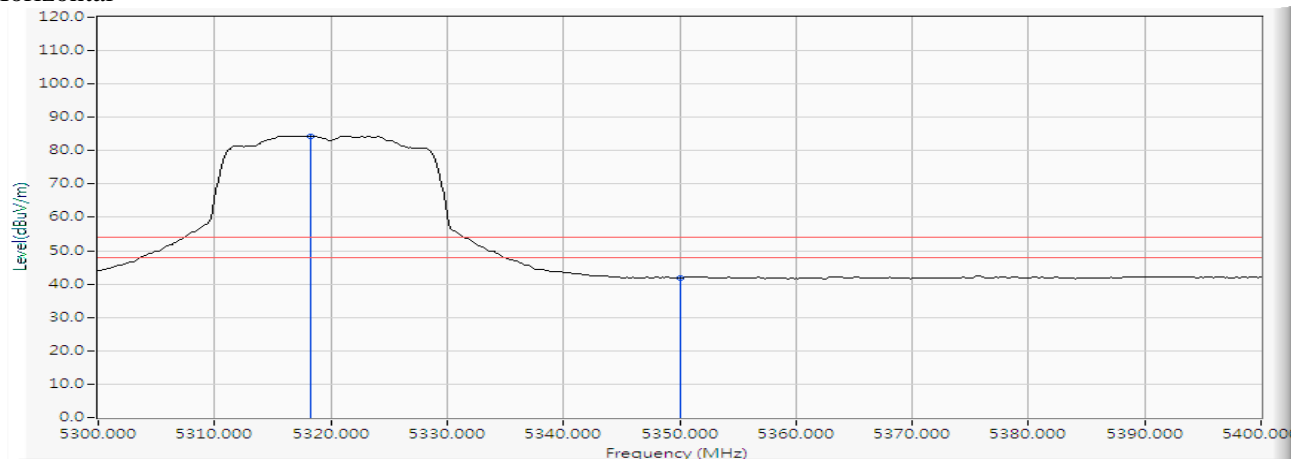
		Frequency (MHz)	Correct Factor (dB)	Reading Level (dBuV)	Measure Level (dBuV/m)	Margin (dB)	Limit (dBuV/m)	Detector Type
1	*	5317.246	15.546	79.092	94.638	--	--	PEAK
2		5350.000	15.865	44.097	59.961	-14.039	74.000	PEAK

## Note:

1. All readings above 1GHz are performed with peak and/or average measurements as necessary.
2. Measurement Level = Reading Level + Correct Factor.
3. The average measurement was not performed when the peak measured data under the limit of average detection.

Product : Wireless/ Wired X-Ray Flat Panel Detectors  
 Test Item : Band Edge Data  
 Test Date : 2019/10/04  
 Test Mode : Mode 2 SISO B: Transmit (802.11n-20BW\_7.2Mbps)-Channel 64 (5320MHz)

## Horizontal



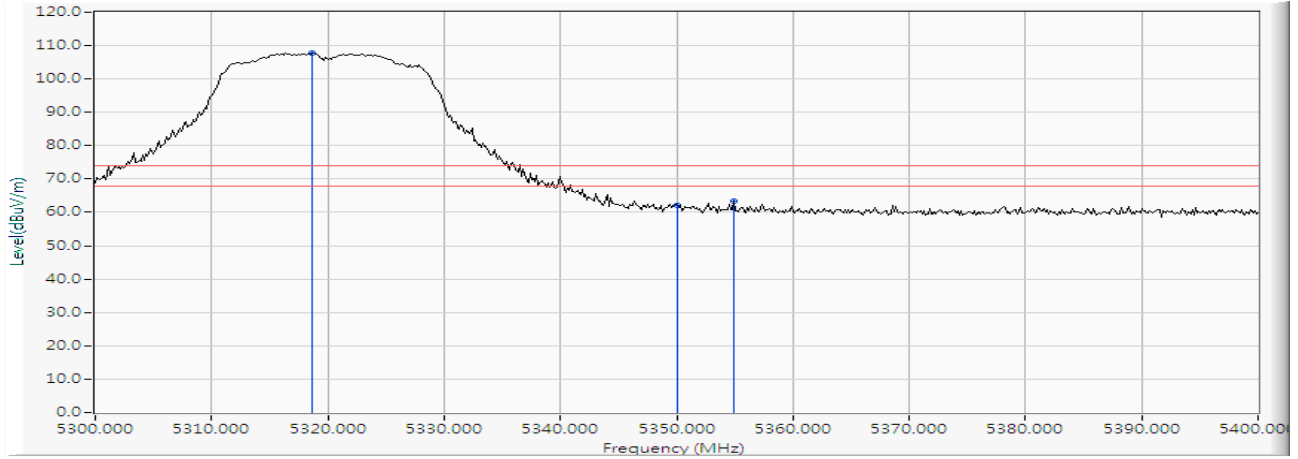
		Frequency (MHz)	Correct Factor (dB)	Reading Level (dBuV)	Measure Level (dBuV/m)	Margin (dB)	Limit (dBuV/m)	Detector Type
1	*	5318.261	15.557	68.892	84.448	--	--	AVERAGE
2		5350.000	15.865	25.931	41.795	-12.205	54.000	AVERAGE

## Note:

1. All readings above 1GHz are performed with peak and/or average measurements as necessary.
2. Measurement Level = Reading Level + Correct Factor.
3. The average measurement was not performed when the peak measured data under the limit of average detection.

Product : Wireless/ Wired X-Ray Flat Panel Detectors  
 Test Item : Band Edge Data  
 Test Date : 2019/10/03  
 Test Mode : Mode 2 SISO B: Transmit (802.11n-20BW\_7.2Mbps)-Channel 64 (5320MHz)

## Vertical



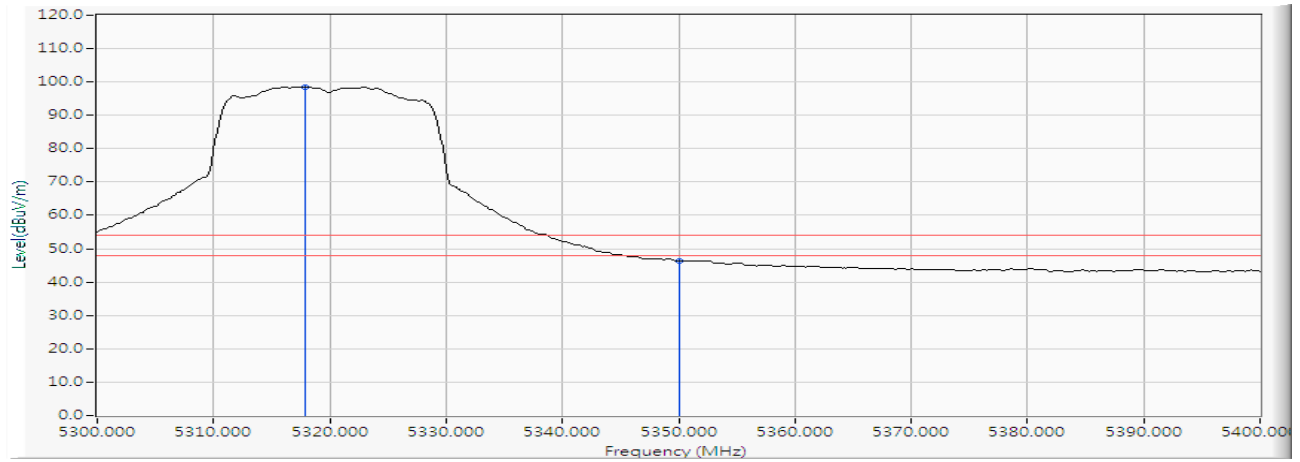
		Frequency (MHz)	Correct Factor (dB)	Reading Level (dBuV)	Measure Level (dBuV/m)	Margin (dB)	Limit (dBuV/m)	Detector Type
1	*	5318.696	15.560	92.157	107.717	--	--	PEAK
2		5350.000	15.865	46.275	62.139	-11.861	74.000	PEAK
3		5354.928	15.912	47.315	63.227	-10.773	74.000	PEAK

## Note:

1. All readings above 1GHz are performed with peak and/or average measurements as necessary.
2. Measurement Level = Reading Level + Correct Factor.
3. The average measurement was not performed when the peak measured data under the limit of average detection.

Product : Wireless/ Wired X-Ray Flat Panel Detectors  
 Test Item : Band Edge Data  
 Test Date : 2019/10/03  
 Test Mode : Mode 2 SISO B: Transmit (802.11n-20BW\_7.2Mbps)-Channel 64 (5320MHz)

Vertical



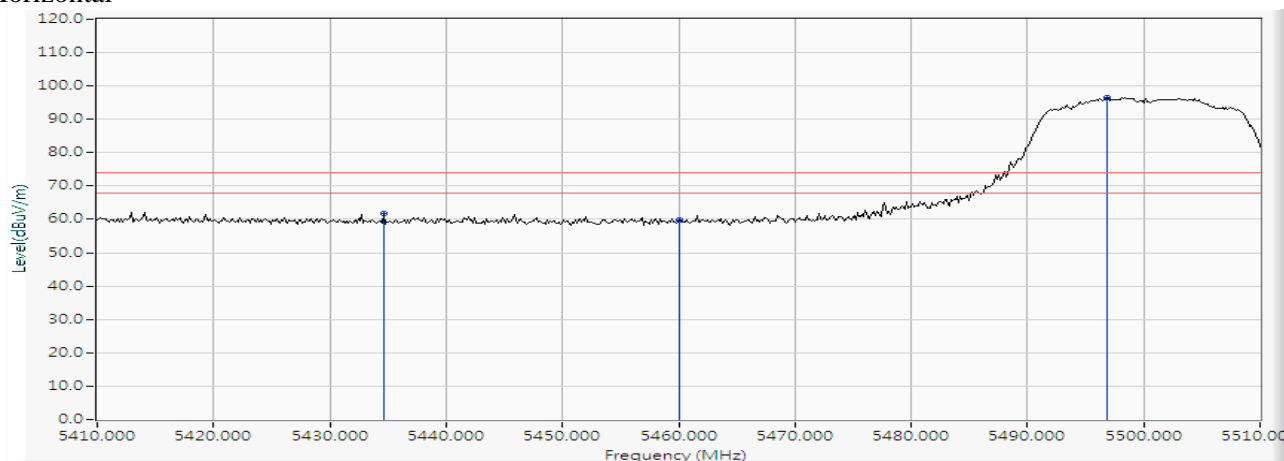
		Frequency (MHz)	Correct Factor (dB)	Reading Level (dBuV)	Measure Level (dBuV/m)	Margin (dB)	Limit (dBuV/m)	Detector Type
1	*	5317.826	15.551	82.900	98.452	--	--	AVERAGE
2		5350.000	15.865	30.417	46.281	-7.719	54.000	AVERAGE

Note:

1. All readings above 1GHz are performed with peak and/or average measurements as necessary.
2. Measurement Level = Reading Level + Correct Factor.
3. The average measurement was not performed when the peak measured data under the limit of average detection.

Product : Wireless/ Wired X-Ray Flat Panel Detectors  
 Test Item : Band Edge Data  
 Test Date : 2019/10/04  
 Test Mode : Mode 2 SISO B: Transmit (802.11n-20BW\_7.2Mbps)-Channel 100 (5500MHz)

## Horizontal



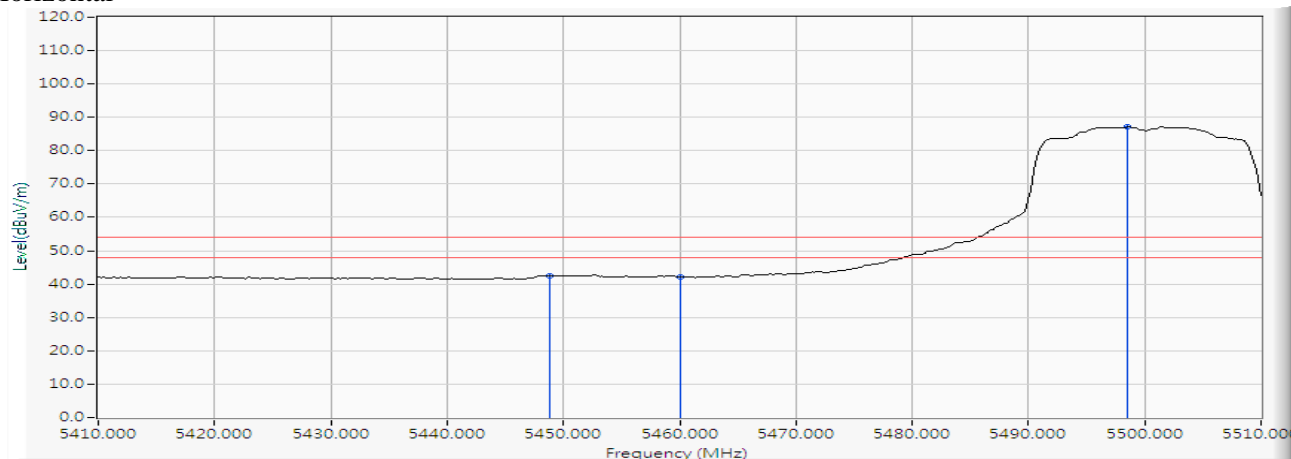
		Frequency (MHz)	Correct Factor (dB)	Reading Level (dBuV)	Measure Level (dBuV/m)	Margin (dB)	Limit (dBuV/m)	Detector Type
1		5434.638	16.649	44.969	61.619	-12.381	74.000	PEAK
2		5460.000	16.870	43.094	59.964	-14.036	74.000	PEAK
3	*	5496.812	17.160	79.390	96.550	--	--	PEAK

## Note:

1. All readings above 1GHz are performed with peak and/or average measurements as necessary.
2. Measurement Level = Reading Level + Correct Factor.
3. The average measurement was not performed when the peak measured data under the limit of average detection.

Product : Wireless/ Wired X-Ray Flat Panel Detectors  
 Test Item : Band Edge Data  
 Test Date : 2019/10/04  
 Test Mode : Mode 2 SISO B: Transmit (802.11n-20BW\_7.2Mbps)-Channel 100 (5500MHz)

## Horizontal



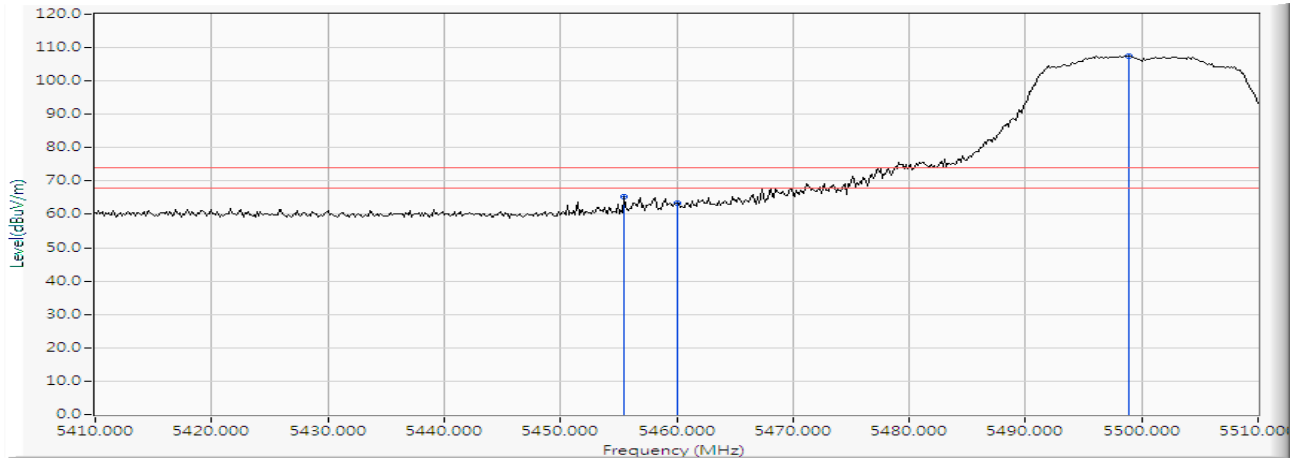
		Frequency (MHz)	Correct Factor (dB)	Reading Level (dBuV)	Measure Level (dBuV/m)	Margin (dB)	Limit (dBuV/m)	Detector Type
1		5448.841	16.773	25.600	42.373	-11.627	54.000	AVERAGE
2		5460.000	16.870	25.239	42.109	-11.891	54.000	AVERAGE
3	*	5498.551	17.170	70.004	87.173	--	--	AVERAGE

## Note:

1. All readings above 1GHz are performed with peak and/or average measurements as necessary.
2. Measurement Level = Reading Level + Correct Factor.
3. The average measurement was not performed when the peak measured data under the limit of average detection.

Product : Wireless/ Wired X-Ray Flat Panel Detectors  
 Test Item : Band Edge Data  
 Test Date : 2019/10/04  
 Test Mode : Mode 2 SISO B: Transmit (802.11n-20BW\_7.2Mbps)-Channel 100 (5500MHz)

## Vertical



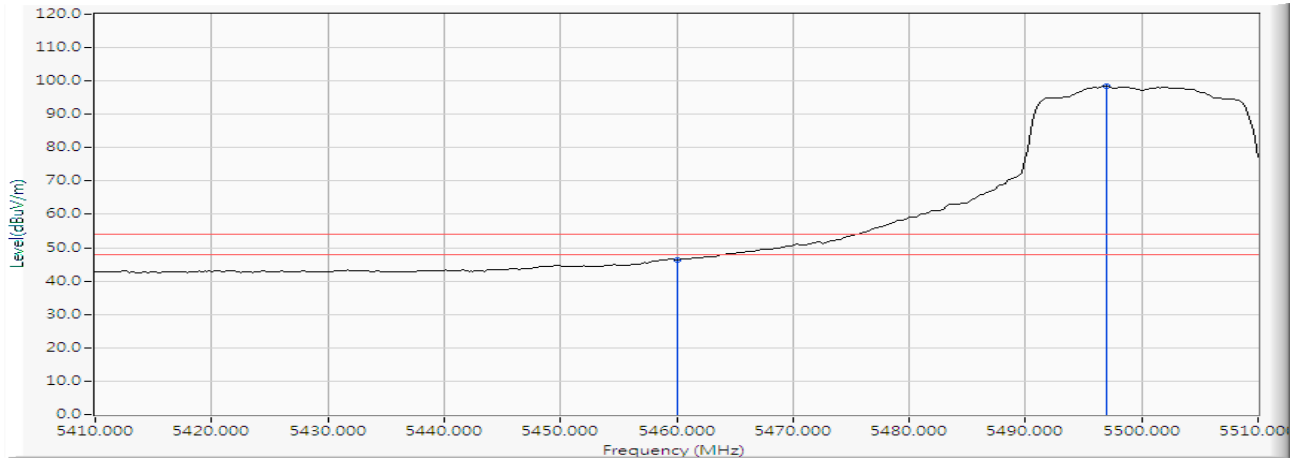
		Frequency (MHz)	Correct Factor (dB)	Reading Level (dBuV)	Measure Level (dBuV/m)	Margin (dB)	Limit (dBuV/m)	Detector Type
1		5455.507	16.831	48.575	65.406	-8.594	74.000	PEAK
2		5460.000	16.870	46.380	63.250	-10.750	74.000	PEAK
3	*	5498.841	17.171	90.336	107.507	--	--	PEAK

## Note:

1. All readings above 1GHz are performed with peak and/or average measurements as necessary.
2. Measurement Level = Reading Level + Correct Factor.
3. The average measurement was not performed when the peak measured data under the limit of average detection.

Product : Wireless/ Wired X-Ray Flat Panel Detectors  
 Test Item : Band Edge Data  
 Test Date : 2019/10/04  
 Test Mode : Mode 2 SISO B: Transmit (802.11n-20BW\_7.2Mbps)-Channel 100 (5500MHz)

## Vertical



		Frequency (MHz)	Correct Factor (dB)	Reading Level (dBuV)	Measure Level (dBuV/m)	Margin (dB)	Limit (dBuV/m)	Detector Type
1		5460.000	16.870	29.358	46.228	-7.772	54.000	AVERAGE
2	*	5496.957	17.162	81.261	98.422	--	--	AVERAGE

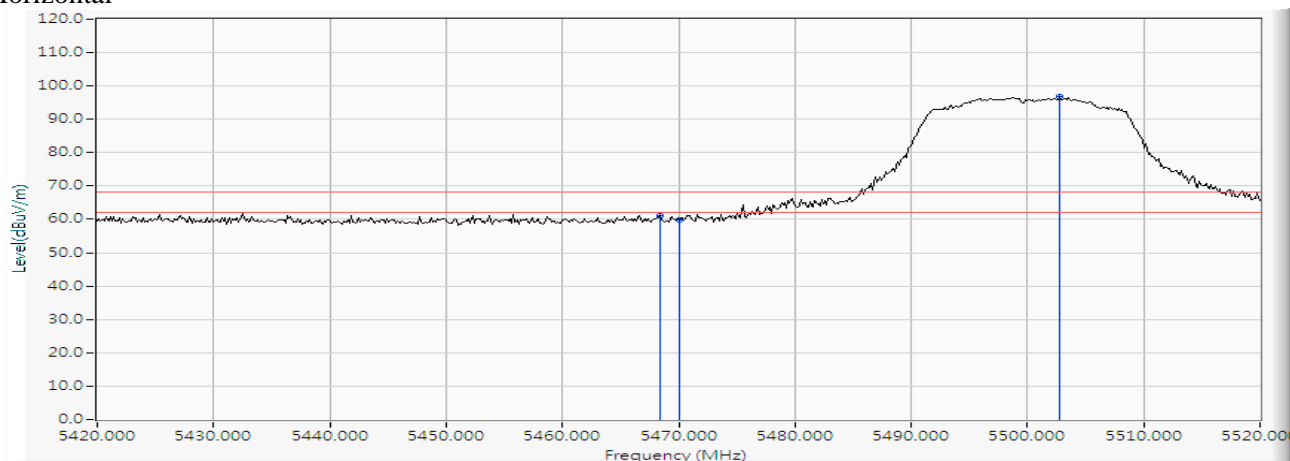
## Note:

1. All readings above 1GHz are performed with peak and/or average measurements as necessary.
2. Measurement Level = Reading Level + Correct Factor.
3. The average measurement was not performed when the peak measured data under the limit of average detection.



Product : Wireless/ Wired X-Ray Flat Panel Detectors  
 Test Item : Band Edge Data  
 Test Date : 2019/10/04  
 Test Mode : Mode 2 SISO B: Transmit (802.11n-20BW\_7.2Mbps)-Channel 100 (5500MHz)

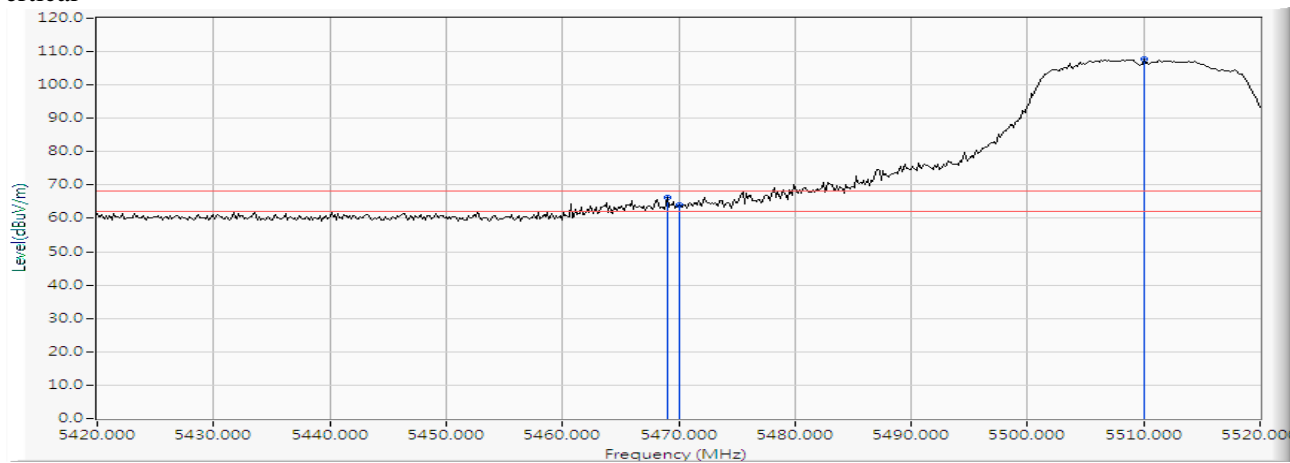
## Horizontal



		Frequency (MHz)	Correct Factor (dB)	Reading Level (dBuV)	Measure Level (dBuV/m)	Margin (dB)	Limit (dBuV/m)	Detector Type
1		5468.406	16.943	44.132	61.075	-7.145	68.220	PEAK
2		5470.000	16.957	42.799	59.756	-8.464	68.220	PEAK
3	*	5502.754	17.192	79.744	96.935	--	--	PEAK

Product : Wireless/ Wired X-Ray Flat Panel Detectors  
 Test Item : Band Edge Data  
 Test Date : 2019/10/04  
 Test Mode : Mode 2 SISO B: Transmit (802.11n-20BW\_7.2Mbps)-Channel 100 (5500MHz)

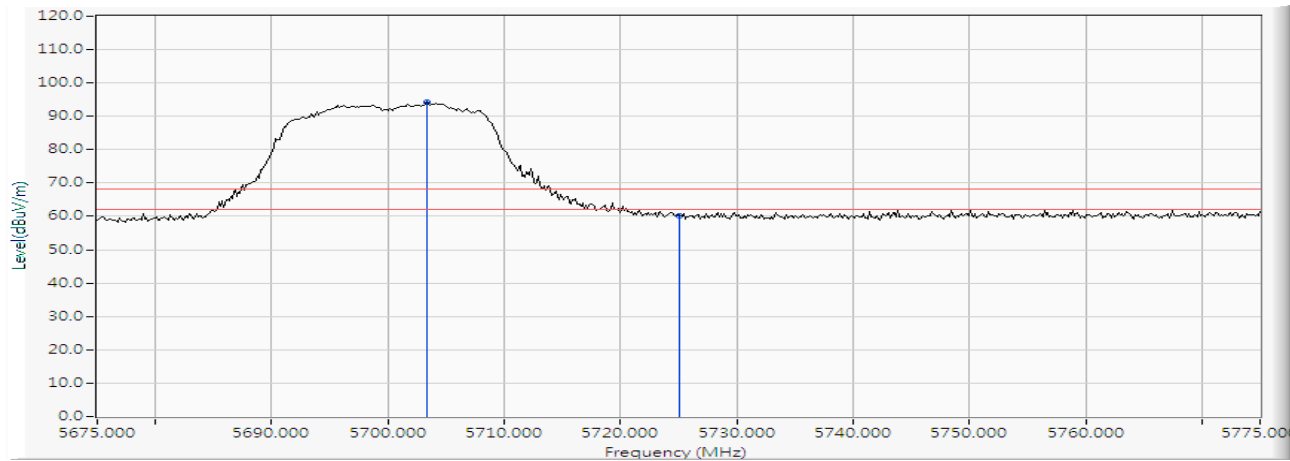
## Vertical



		Frequency (MHz)	Correct Factor (dB)	Reading Level (dBuV)	Measure Level (dBuV/m)	Margin (dB)	Limit (dBuV/m)	Detector Type
1		5468.985	16.948	49.359	66.307	-1.913	68.220	PEAK
2		5470.000	16.957	47.155	64.112	-4.108	68.220	PEAK
3	*	5510.000	17.187	90.578	107.766	--	--	PEAK

Product : Wireless/ Wired X-Ray Flat Panel Detectors  
 Test Item : Band Edge Data  
 Test Date : 2019/10/04  
 Test Mode : Mode 2 SISO B: Transmit (802.11n-20BW\_7.2Mbps)-Channel 140 (5700MHz)

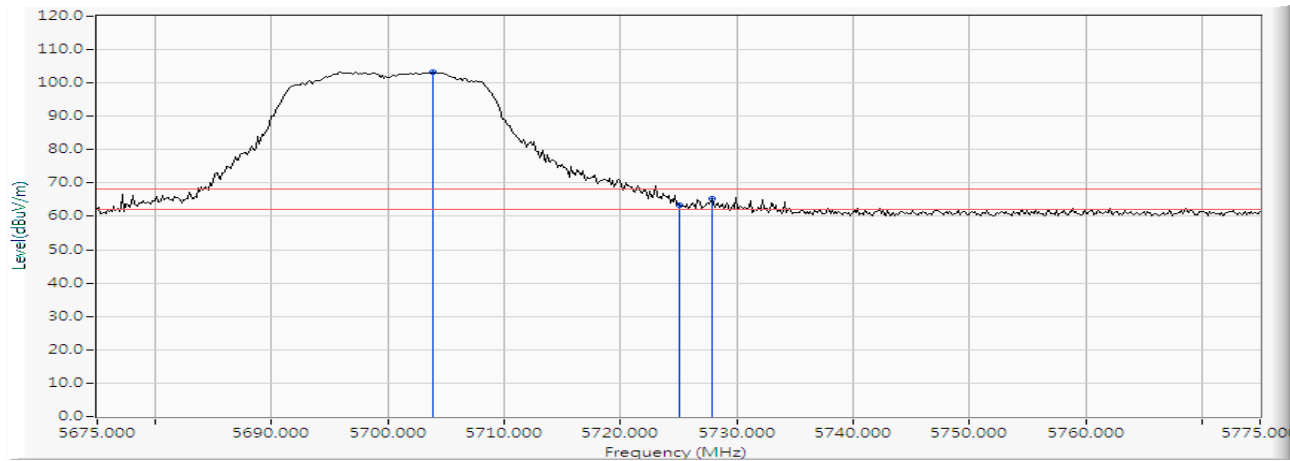
## Horizontal



		Frequency (MHz)	Correct Factor (dB)	Reading Level (dBuV)	Measure Level (dBuV/m)	Margin (dB)	Limit (dBuV/m)	Detector Type
1	*	5703.406	16.632	77.478	94.109	--	--	PEAK
2		5725.000	16.624	43.414	60.038	-8.182	68.220	PEAK

Product : Wireless/ Wired X-Ray Flat Panel Detectors  
 Test Item : Band Edge Data  
 Test Date : 2019/10/04  
 Test Mode : Mode 2 SISO B: Transmit (802.11n-20BW\_7.2Mbps)-Channel 140 (5700MHz)

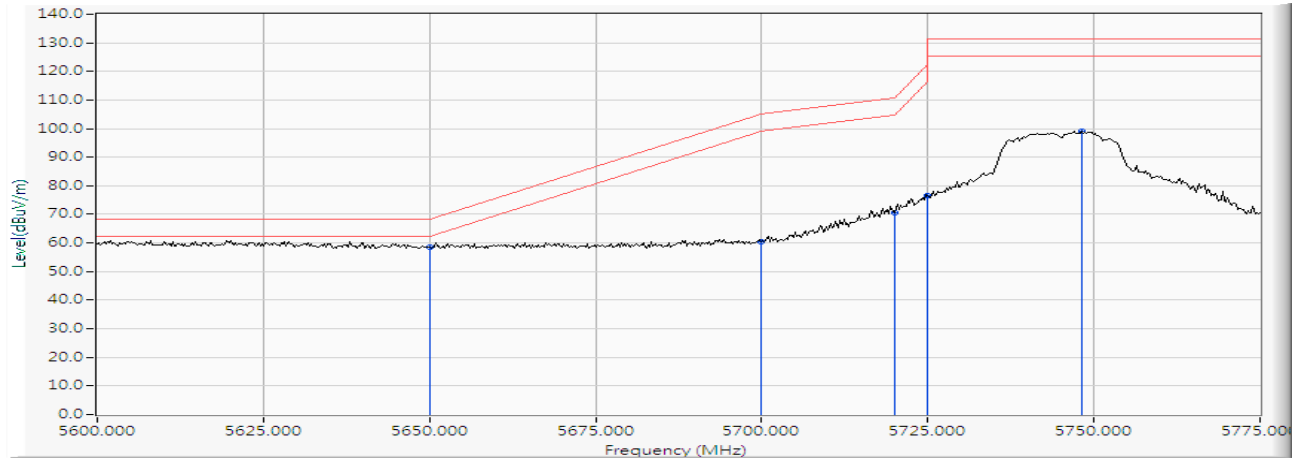
## Vertical



		Frequency (MHz)	Correct Factor (dB)	Reading Level (dBuV)	Measure Level (dBuV/m)	Margin (dB)	Limit (dBuV/m)	Detector Type
1	*	5703.841	16.631	86.669	103.300	--	--	PEAK
2		5725.000	16.624	46.629	63.253	-4.967	68.220	PEAK
3		5727.899	16.624	48.792	65.416	-2.804	68.220	PEAK

Product : Wireless/ Wired X-Ray Flat Panel Detectors  
 Test Item : Band Edge Data  
 Test Date : 2019/10/04  
 Test Mode : Mode 2 SISO B: Transmit (802.11n-20BW\_7.2Mbps)-Channel 149 (5745MHz)

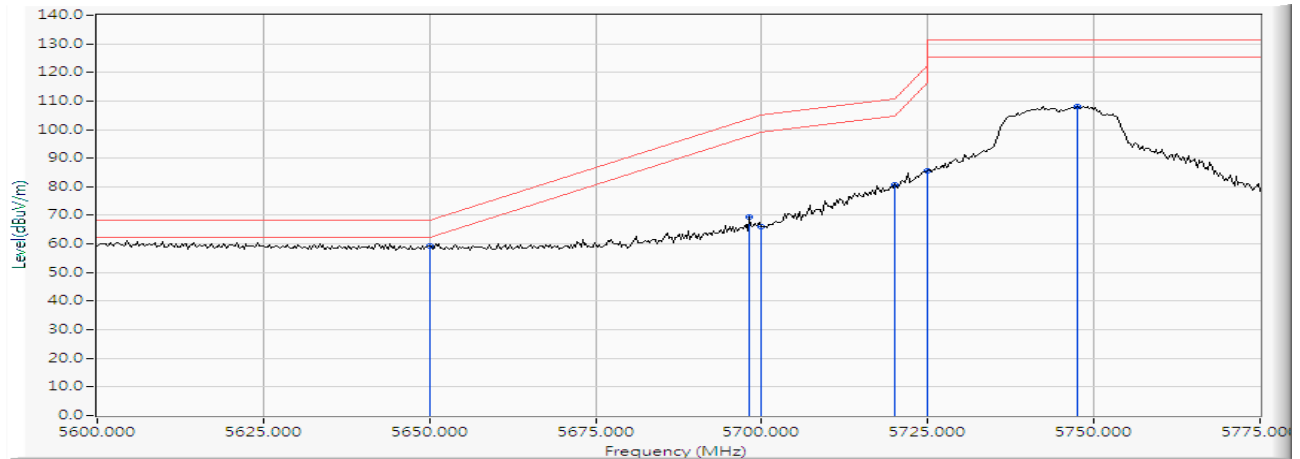
## Horizontal



		Frequency (MHz)	Correct Factor (dB)	Reading Level (dBuV)	Measure Level (dBuV/m)	Margin (dB)	Limit (dBuV/m)	Detector Type
1	*	5650.000	16.772	41.838	58.610	-9.610	68.220	PEAK
2		5700.000	16.636	43.906	60.542	-44.658	105.200	PEAK
3		5720.000	16.623	54.114	70.737	-40.063	110.800	PEAK
4		5725.000	16.624	60.101	76.725	-45.475	122.200	PEAK
5		5748.116	16.637	82.276	98.913	-32.287	131.200	PEAK

Product : Wireless/ Wired X-Ray Flat Panel Detectors  
 Test Item : Band Edge Data  
 Test Date : 2019/10/04  
 Test Mode : Mode 2 SISO B: Transmit (802.11n-20BW\_7.2Mbps)-Channel 149 (5745MHz)

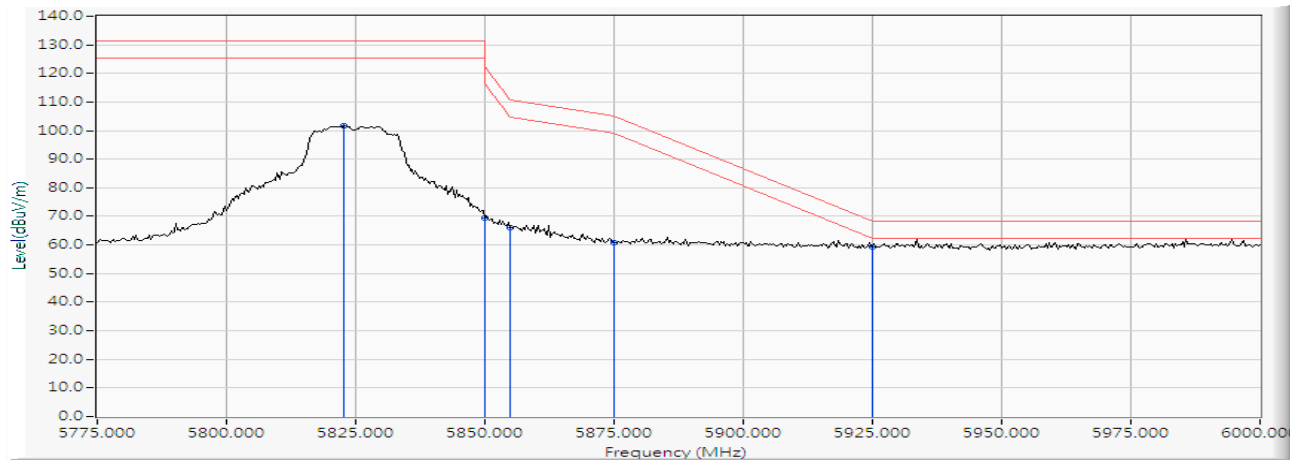
## Vertical



		Frequency (MHz)	Correct Factor (dB)	Reading Level (dBuV)	Measure Level (dBuV/m)	Margin (dB)	Limit (dBuV/m)	Detector Type
1	*	5650.000	16.772	42.499	59.271	-8.949	68.220	PEAK
2		5698.152	16.639	52.723	69.362	-34.471	103.833	PEAK
3		5700.000	16.636	49.371	66.007	-39.193	105.200	PEAK
4		5720.000	16.623	64.243	80.866	-29.934	110.800	PEAK
5		5725.000	16.624	68.913	85.537	-36.663	122.200	PEAK
6		5747.609	16.635	91.613	108.248	-22.952	131.200	PEAK

Product : Wireless/ Wired X-Ray Flat Panel Detectors  
 Test Item : Band Edge Data  
 Test Date : 2019/10/04  
 Test Mode : Mode 2 SISO B: Transmit (802.11n-20BW\_7.2Mbps)-Channel 165 (5825MHz)

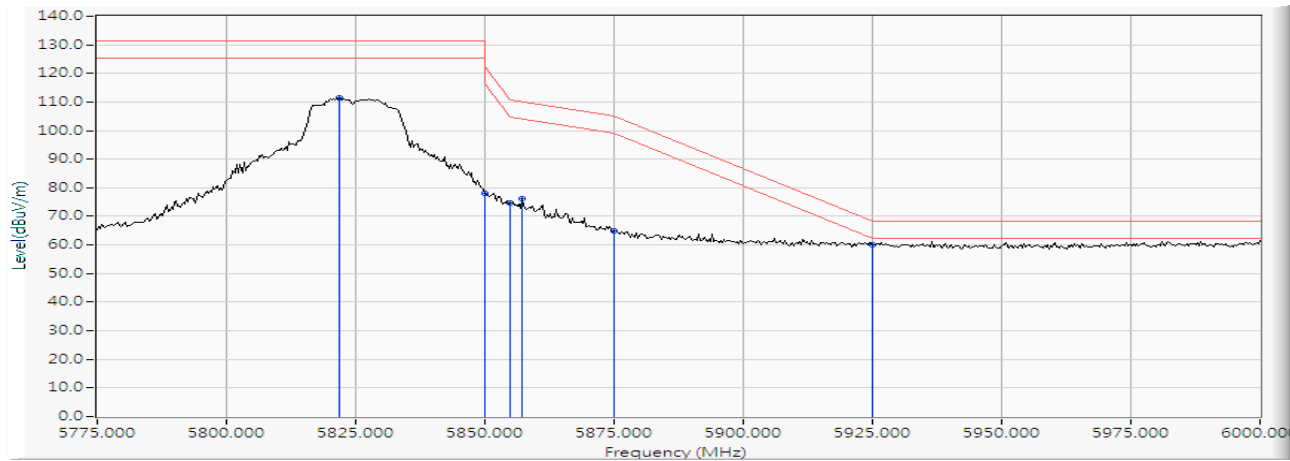
## Horizontal



		Frequency (MHz)	Correct Factor (dB)	Reading Level (dBuV)	Measure Level (dBuV/m)	Margin (dB)	Limit (dBuV/m)	Detector Type
1		5822.609	16.943	84.629	101.572	-29.628	131.200	PEAK
2		5850.000	17.081	52.465	69.546	-52.654	122.200	PEAK
3		5855.000	17.106	48.850	65.956	-44.844	110.800	PEAK
4		5875.000	17.208	43.669	60.877	-44.323	105.200	PEAK
5	*	5925.000	17.361	41.994	59.355	-8.865	68.220	PEAK

Product : Wireless/ Wired X-Ray Flat Panel Detectors  
 Test Item : Band Edge Data  
 Test Date : 2019/10/04  
 Test Mode : Mode 2 SISO B: Transmit (802.11n-20BW\_7.2Mbps)-Channel 165 (5825MHz)

## Vertical

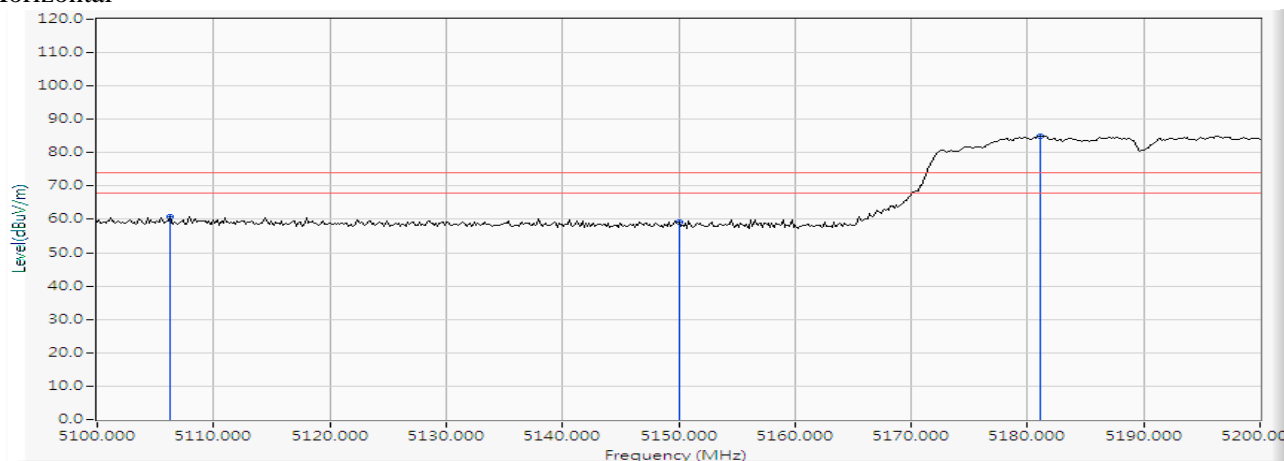


		Frequency (MHz)	Correct Factor (dB)	Reading Level (dBuV)	Measure Level (dBuV/m)	Margin (dB)	Limit (dBuV/m)	Detector Type
1		5821.957	16.940	94.415	111.355	-19.845	131.200	PEAK
2		5850.000	17.081	60.844	77.925	-44.275	122.200	PEAK
3		5855.000	17.106	57.442	74.548	-36.252	110.800	PEAK
4		5857.174	17.118	59.038	76.155	-34.036	110.191	PEAK
5		5875.000	17.208	47.684	64.892	-40.308	105.200	PEAK
6	*	5925.000	17.361	42.713	60.074	-8.146	68.220	PEAK



Product : Wireless/ Wired X-Ray Flat Panel Detectors  
 Test Item : Band Edge Data  
 Test Date : 2019/10/03  
 Test Mode : Mode 2 SISO B: Transmit (802.11n-40BW\_15Mbps)-Channel 38 (5190MHz)

## Horizontal



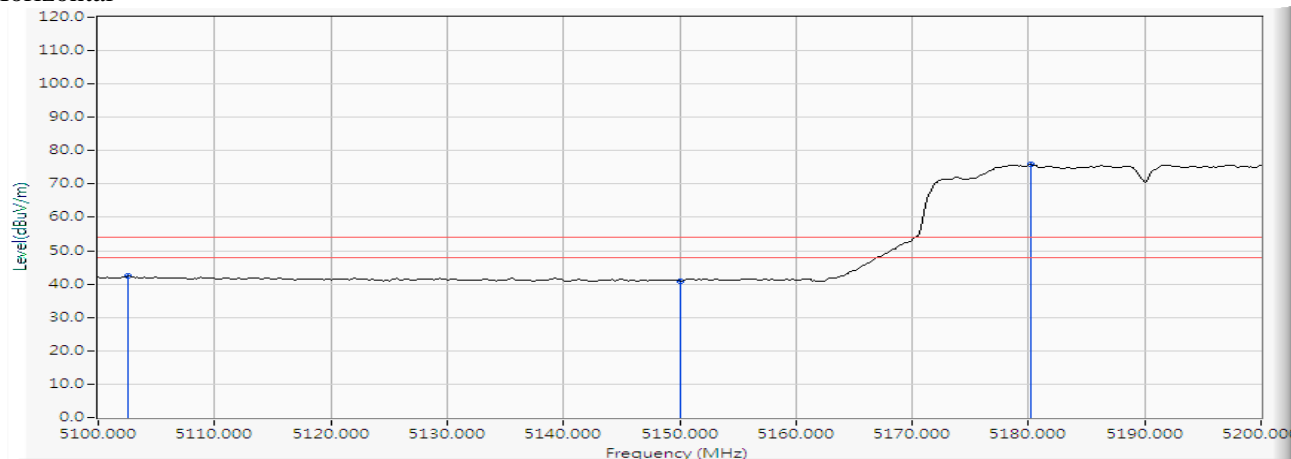
		Frequency (MHz)	Correct Factor (dB)	Reading Level (dBuV)	Measure Level (dBuV/m)	Margin (dB)	Limit (dBuV/m)	Detector Type
1		5106.232	16.671	44.012	60.683	-13.317	74.000	PEAK
2		5150.000	16.185	43.042	59.227	-14.773	74.000	PEAK
3	*	5181.159	15.829	69.248	85.077	--	--	PEAK

## Note:

1. All readings above 1GHz are performed with peak and/or average measurements as necessary.
2. Measurement Level = Reading Level + Correct Factor.
3. The average measurement was not performed when the peak measured data under the limit of average detection.

Product : Wireless/ Wired X-Ray Flat Panel Detectors  
 Test Item : Band Edge Data  
 Test Date : 2019/10/03  
 Test Mode : Mode 2 SISO B: Transmit (802.11n-40BW\_15Mbps)-Channel 38 (5190MHz)

## Horizontal



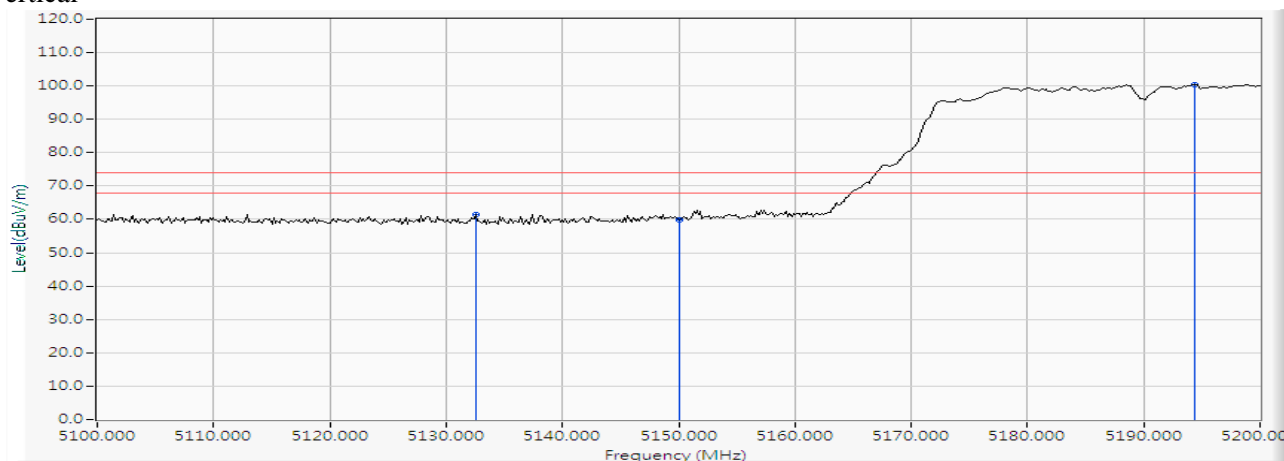
		Frequency (MHz)	Correct Factor (dB)	Reading Level (dBuV)	Measure Level (dBuV/m)	Margin (dB)	Limit (dBuV/m)	Detector Type
1		5102.609	16.705	25.602	42.308	-11.692	54.000	AVERAGE
2		5150.000	16.185	24.783	40.968	-13.032	54.000	AVERAGE
3	*	5180.145	15.841	59.939	75.780	--	--	AVERAGE

## Note:

1. All readings above 1GHz are performed with peak and/or average measurements as necessary.
2. Measurement Level = Reading Level + Correct Factor.
3. The average measurement was not performed when the peak measured data under the limit of average detection.

Product : Wireless/ Wired X-Ray Flat Panel Detectors  
 Test Item : Band Edge Data  
 Test Date : 2019/10/03  
 Test Mode : Mode 2 SISO B: Transmit (802.11n-40BW\_15Mbps)-Channel 38 (5190MHz)

Vertical



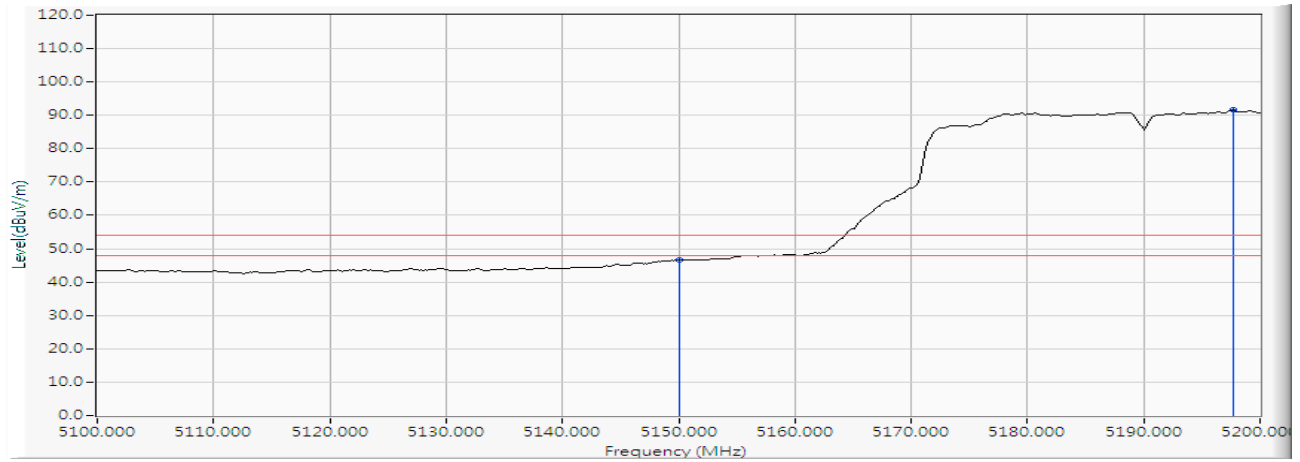
		Frequency (MHz)	Correct Factor (dB)	Reading Level (dBuV)	Measure Level (dBuV/m)	Margin (dB)	Limit (dBuV/m)	Detector Type
1		5132.609	16.384	44.945	61.329	-12.671	74.000	PEAK
2		5150.000	16.185	43.811	59.996	-14.004	74.000	PEAK
3	*	5194.348	15.680	84.778	100.457	--	--	PEAK

Note:

1. All readings above 1GHz are performed with peak and/or average measurements as necessary.
2. Measurement Level = Reading Level + Correct Factor.
3. The average measurement was not performed when the peak measured data under the limit of average detection.

Product : Wireless/ Wired X-Ray Flat Panel Detectors  
 Test Item : Band Edge Data  
 Test Date : 2019/10/03  
 Test Mode : Mode 2 SISO B: Transmit (802.11n-40BW\_15Mbps)-Channel 38 (5190MHz)

Vertical



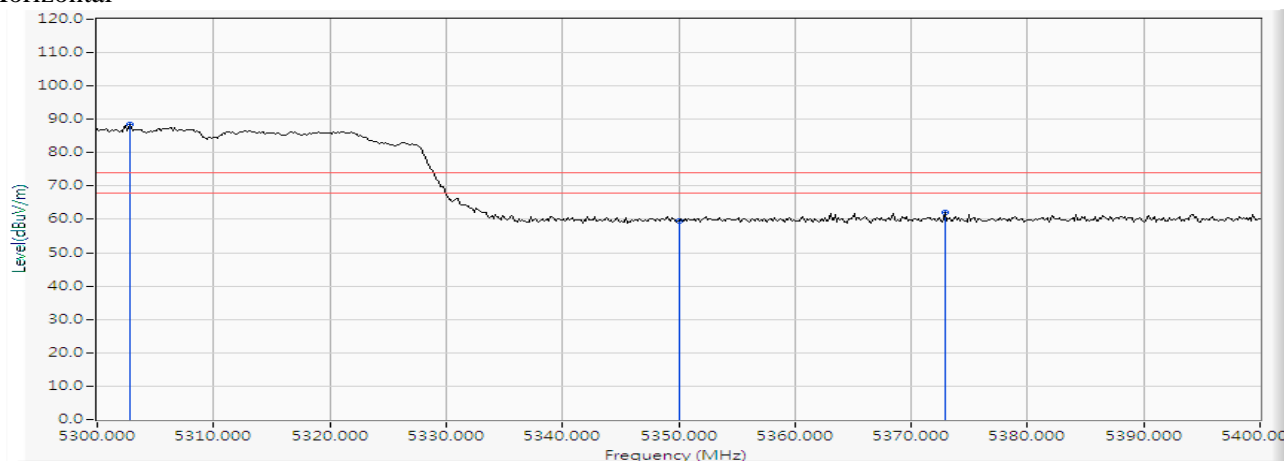
		Frequency (MHz)	Correct Factor (dB)	Reading Level (dBuV)	Measure Level (dBuV/m)	Margin (dB)	Limit (dBuV/m)	Detector Type
1		5150.000	16.185	30.320	46.505	-7.495	54.000	AVERAGE
2	*	5197.681	15.641	75.907	91.548	--	--	AVERAGE

Note:

1. All readings above 1GHz are performed with peak and/or average measurements as necessary.
2. Measurement Level = Reading Level + Correct Factor.
3. The average measurement was not performed when the peak measured data under the limit of average detection.

Product : Wireless/ Wired X-Ray Flat Panel Detectors  
 Test Item : Band Edge Data  
 Test Date : 2019/10/04  
 Test Mode : Mode 2 SISO B: Transmit (802.11n-40BW\_15Mbps)-Channel 62 (5310MHz)

## Horizontal



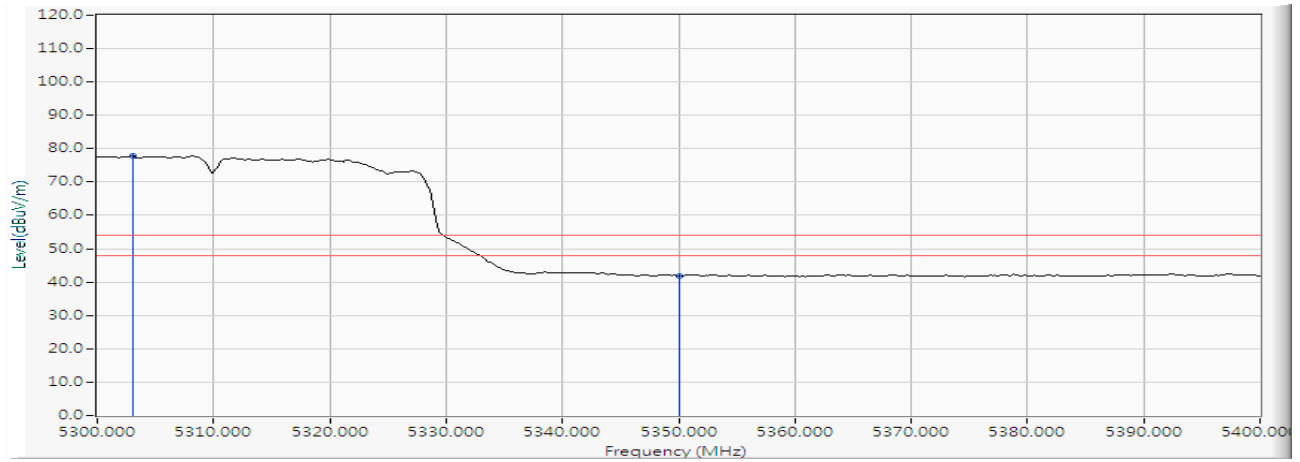
		Frequency (MHz)	Correct Factor (dB)	Reading Level (dBuV)	Measure Level (dBuV/m)	Margin (dB)	Limit (dBuV/m)	Detector Type
1	*	5302.754	15.406	73.147	88.553	--	--	PEAK
2		5350.000	15.865	43.532	59.396	-14.604	74.000	PEAK
3		5372.899	16.086	45.963	62.049	-11.951	74.000	PEAK

## Note:

1. All readings above 1GHz are performed with peak and/or average measurements as necessary.
2. Measurement Level = Reading Level + Correct Factor.
3. The average measurement was not performed when the peak measured data under the limit of average detection.

Product : Wireless/ Wired X-Ray Flat Panel Detectors  
 Test Item : Band Edge Data  
 Test Date : 2019/10/04  
 Test Mode : Mode 2 SISO B: Transmit (802.11n-40BW\_15Mbps)-Channel 62 (5310MHz)

## Horizontal



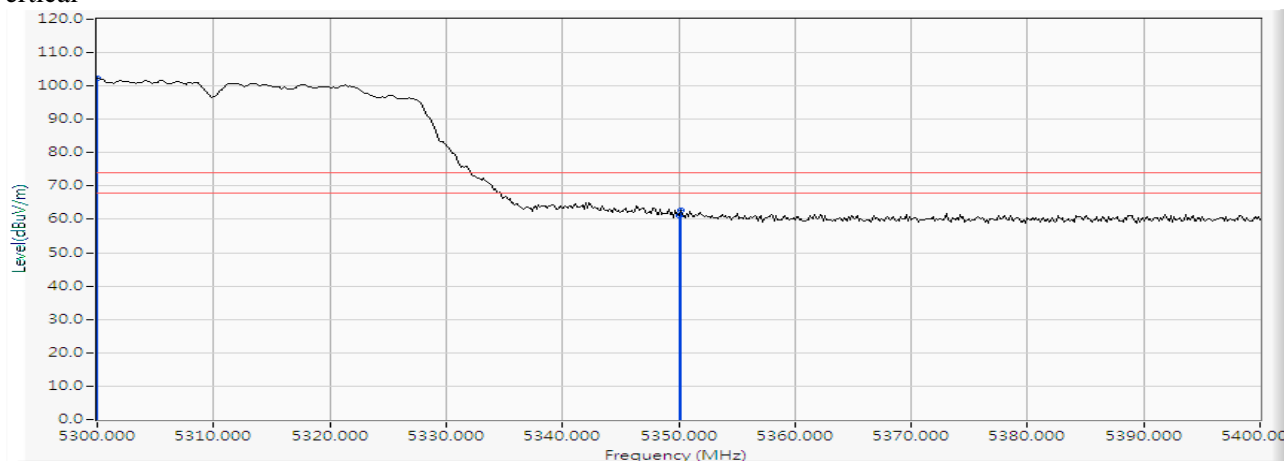
		Frequency (MHz)	Correct Factor (dB)	Reading Level (dBuV)	Measure Level (dBuV/m)	Margin (dB)	Limit (dBuV/m)	Detector Type
1	*	5303.043	15.409	62.460	77.869	--	--	AVERAGE
2		5350.000	15.865	25.922	41.786	-12.214	54.000	AVERAGE

## Note:

1. All readings above 1GHz are performed with peak and/or average measurements as necessary.
2. Measurement Level = Reading Level + Correct Factor.
3. The average measurement was not performed when the peak measured data under the limit of average detection.

Product : Wireless/ Wired X-Ray Flat Panel Detectors  
 Test Item : Band Edge Data  
 Test Date : 2019/10/03  
 Test Mode : Mode 2 SISO B: Transmit (802.11n-40BW\_15Mbps)-Channel 62 (5310MHz)

## Vertical



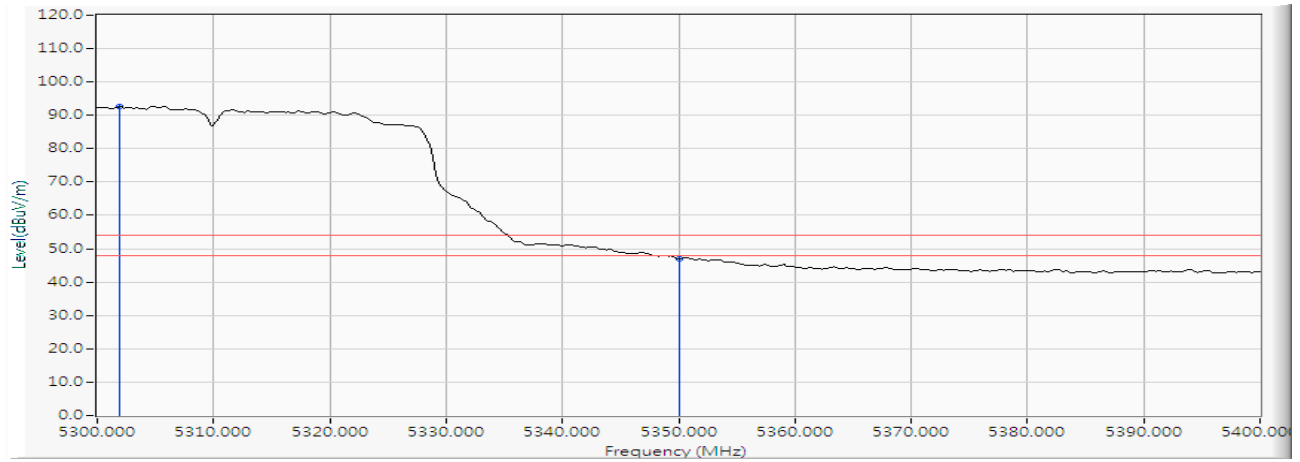
		Frequency (MHz)	Correct Factor (dB)	Reading Level (dBuV)	Measure Level (dBuV/m)	Margin (dB)	Limit (dBuV/m)	Detector Type
1	*	5300.000	15.385	87.022	102.406	--	--	PEAK
2		5350.000	15.865	45.367	61.231	-12.769	74.000	PEAK
3		5350.145	15.865	46.908	62.774	-11.226	74.000	PEAK

## Note:

1. All readings above 1GHz are performed with peak and/or average measurements as necessary.
2. Measurement Level = Reading Level + Correct Factor.
3. The average measurement was not performed when the peak measured data under the limit of average detection.

Product : Wireless/ Wired X-Ray Flat Panel Detectors  
 Test Item : Band Edge Data  
 Test Date : 2019/10/03  
 Test Mode : Mode 2 SISO B: Transmit (802.11n-40BW\_15Mbps)-Channel 62 (5310MHz)

Vertical



		Frequency (MHz)	Correct Factor (dB)	Reading Level (dBuV)	Measure Level (dBuV/m)	Margin (dB)	Limit (dBuV/m)	Detector Type
1	*	5301.884	15.398	77.268	92.666	--	--	AVERAGE
2		5350.000	15.865	31.203	47.067	-6.933	54.000	AVERAGE

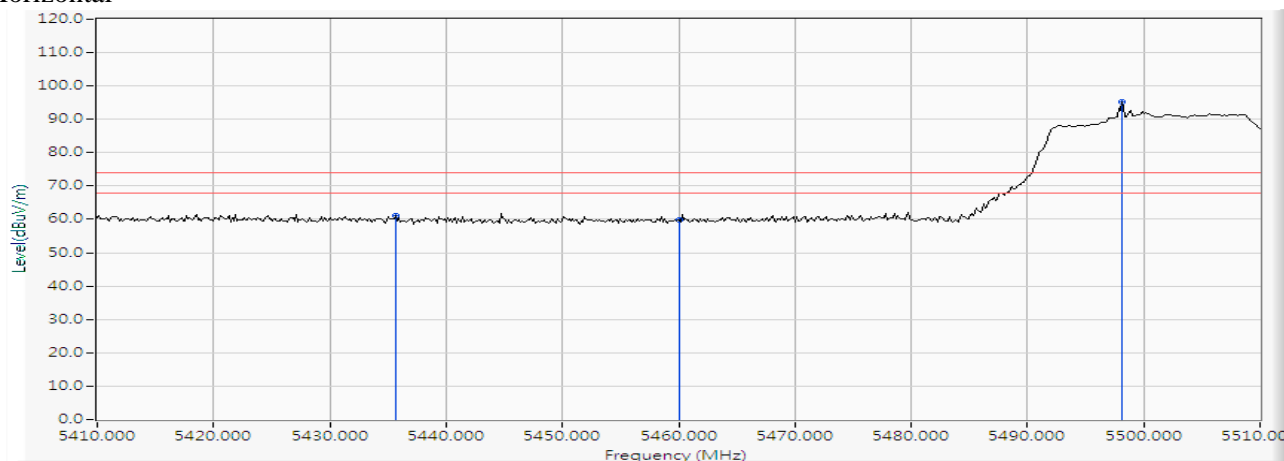
Note:

1. All readings above 1GHz are performed with peak and/or average measurements as necessary.
2. Measurement Level = Reading Level + Correct Factor.
3. The average measurement was not performed when the peak measured data under the limit of average detection.



Product : Wireless/ Wired X-Ray Flat Panel Detectors  
 Test Item : Band Edge Data  
 Test Date : 2019/10/04  
 Test Mode : Mode 2 SISO B: Transmit (802.11n-40BW\_15Mbps)-Channel 102 (5510MHz)

## Horizontal



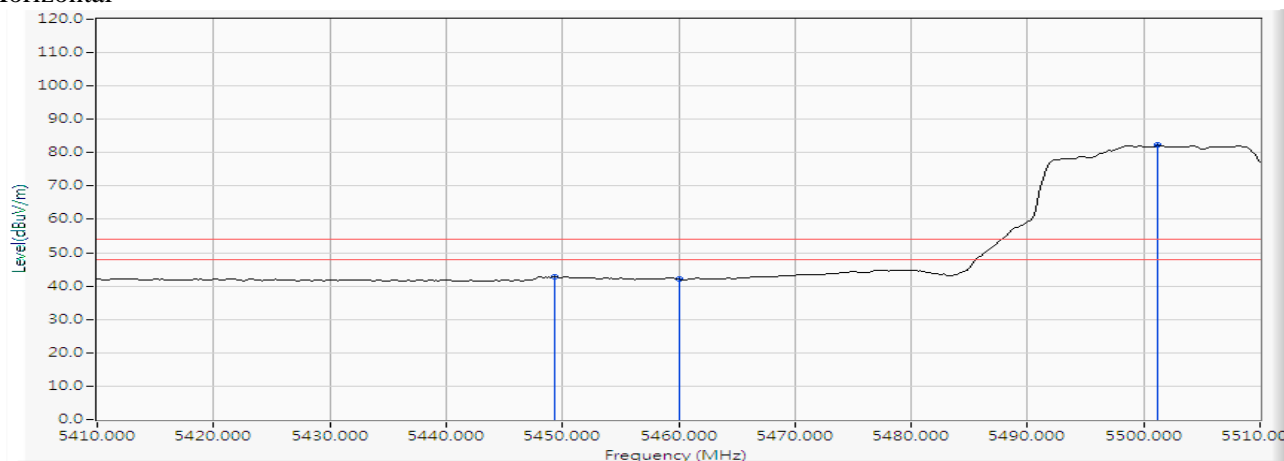
		Frequency (MHz)	Correct Factor (dB)	Reading Level (dBuV)	Measure Level (dBuV/m)	Margin (dB)	Limit (dBuV/m)	Detector Type
1		5435.652	16.659	44.592	61.251	-12.749	74.000	PEAK
2		5460.000	16.870	42.939	59.809	-14.191	74.000	PEAK
3	*	5498.116	17.166	78.001	95.168	--	--	PEAK

## Note:

1. All readings above 1GHz are performed with peak and/or average measurements as necessary.
2. Measurement Level = Reading Level + Correct Factor.
3. The average measurement was not performed when the peak measured data under the limit of average detection.

Product : Wireless/ Wired X-Ray Flat Panel Detectors  
 Test Item : Band Edge Data  
 Test Date : 2019/10/04  
 Test Mode : Mode 2 SISO B: Transmit (802.11n-40BW\_15Mbps)-Channel 102 (5510MHz)

## Horizontal



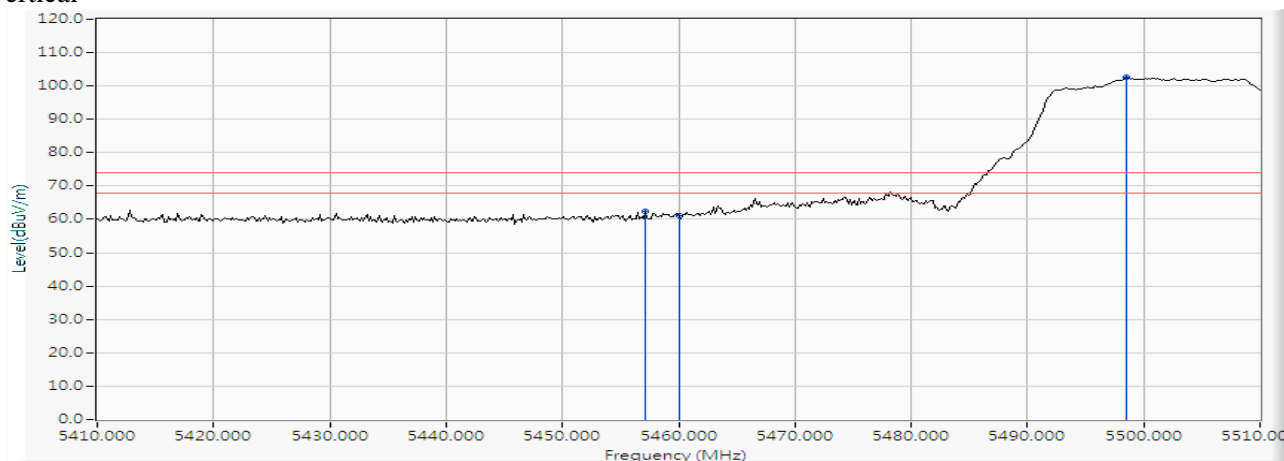
		Frequency (MHz)	Correct Factor (dB)	Reading Level (dBuV)	Measure Level (dBuV/m)	Margin (dB)	Limit (dBuV/m)	Detector Type
1		5449.275	16.777	26.023	42.800	-11.200	54.000	AVERAGE
2		5460.000	16.870	25.137	42.007	-11.993	54.000	AVERAGE
3	*	5501.159	17.183	65.037	82.220	--	--	AVERAGE

## Note:

1. All readings above 1GHz are performed with peak and/or average measurements as necessary.
2. Measurement Level = Reading Level + Correct Factor.
3. The average measurement was not performed when the peak measured data under the limit of average detection.

Product : Wireless/ Wired X-Ray Flat Panel Detectors  
 Test Item : Band Edge Data  
 Test Date : 2019/10/04  
 Test Mode : Mode 2 SISO B: Transmit (802.11n-40BW\_15Mbps)-Channel 102 (5510MHz)

## Vertical



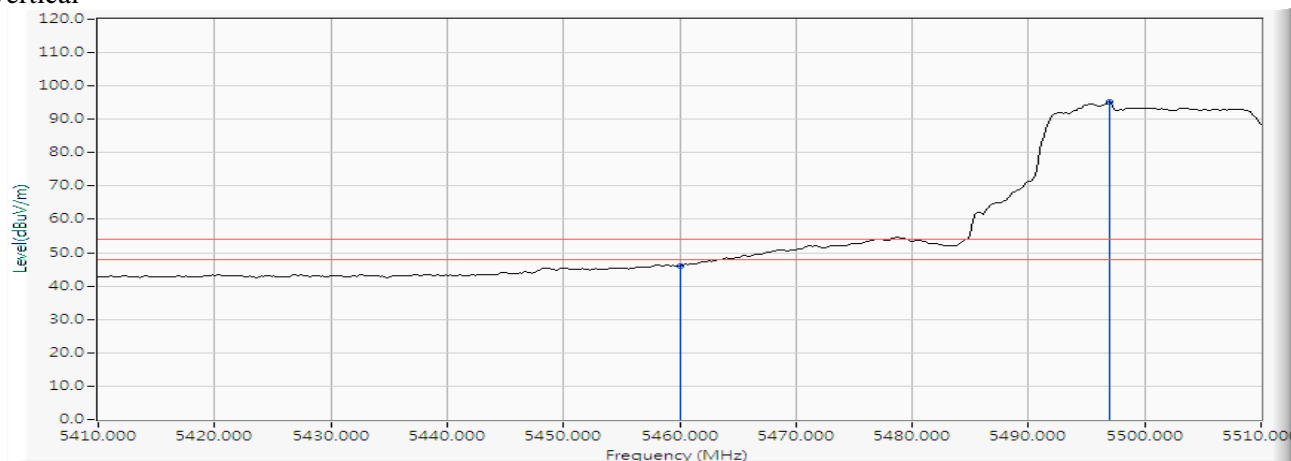
		Frequency (MHz)	Correct Factor (dB)	Reading Level (dBuV)	Measure Level (dBuV/m)	Margin (dB)	Limit (dBuV/m)	Detector Type
1		5457.101	16.844	45.474	62.319	-11.681	74.000	PEAK
2		5460.000	16.870	44.105	60.975	-13.025	74.000	PEAK
3	*	5498.551	17.170	85.416	102.585	--	--	PEAK

## Note:

1. All readings above 1GHz are performed with peak and/or average measurements as necessary.
2. Measurement Level = Reading Level + Correct Factor.
3. The average measurement was not performed when the peak measured data under the limit of average detection.

Product : Wireless/ Wired X-Ray Flat Panel Detectors  
 Test Item : Band Edge Data  
 Test Date : 2019/10/04  
 Test Mode : Mode 2 SISO B: Transmit (802.11n-40BW\_15Mbps)-Channel 102 (5510MHz)

Vertical



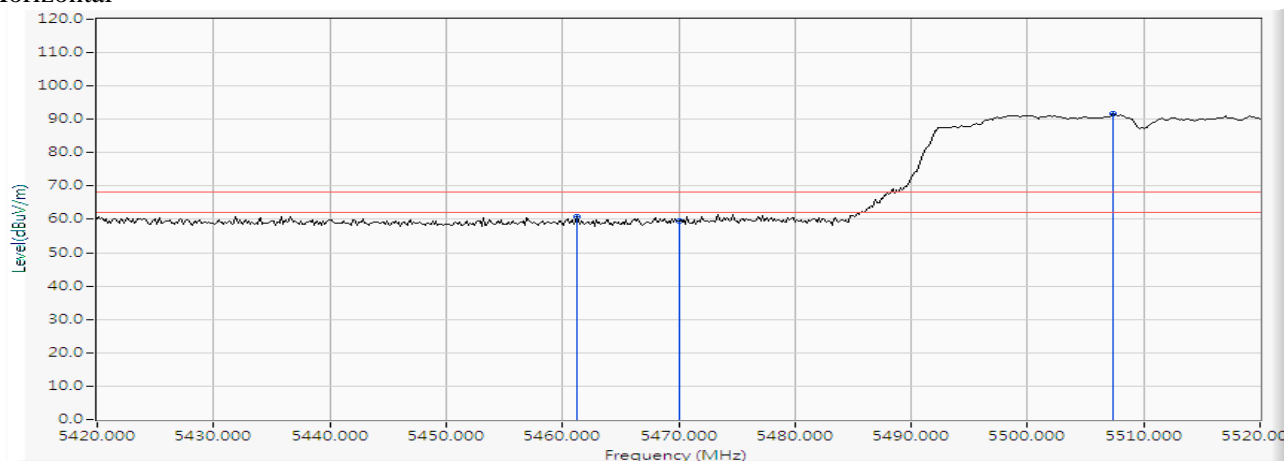
		Frequency (MHz)	Correct Factor (dB)	Reading Level (dBuV)	Measure Level (dBuV/m)	Margin (dB)	Limit (dBuV/m)	Detector Type
1		5460.000	16.870	29.118	45.988	-8.012	54.000	AVERAGE
2	*	5496.957	17.162	78.004	95.165	--	--	AVERAGE

Note:

1. All readings above 1GHz are performed with peak and/or average measurements as necessary.
2. Measurement Level = Reading Level + Correct Factor.
3. The average measurement was not performed when the peak measured data under the limit of average detection.

Product : Wireless/ Wired X-Ray Flat Panel Detectors  
 Test Item : Band Edge Data  
 Test Date : 2019/10/04  
 Test Mode : Mode 2 SISO B: Transmit (802.11n-40BW\_15Mbps)-Channel 102 (5510MHz)

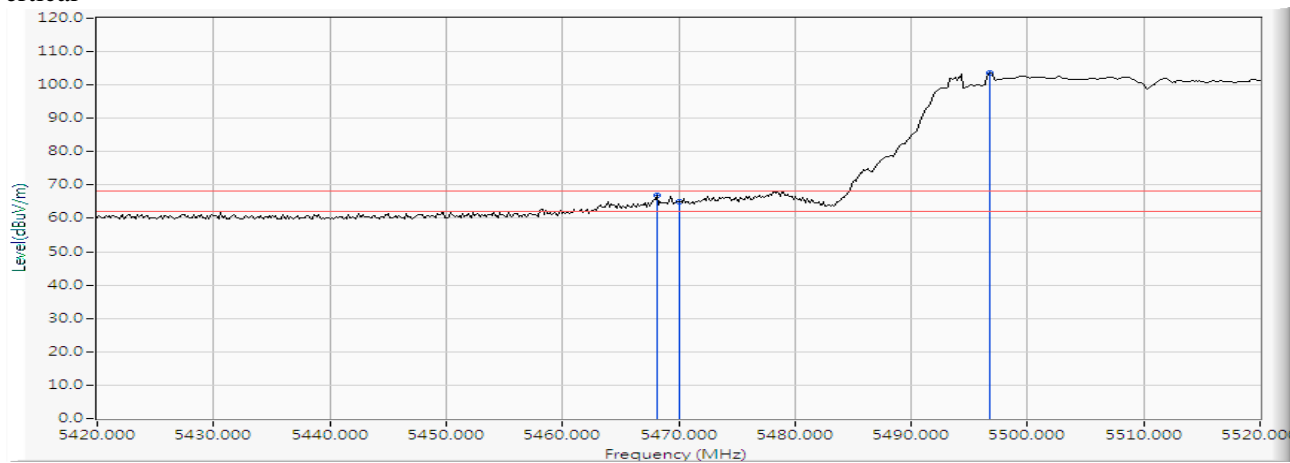
## Horizontal



		Frequency (MHz)	Correct Factor (dB)	Reading Level (dBuV)	Measure Level (dBuV/m)	Margin (dB)	Limit (dBuV/m)	Detector Type
1		5461.304	16.881	43.920	60.801	-7.419	68.220	PEAK
2		5470.000	16.957	42.680	59.637	-8.583	68.220	PEAK
3	*	5507.391	17.196	74.467	91.663	--	--	PEAK

Product : Wireless/ Wired X-Ray Flat Panel Detectors  
 Test Item : Band Edge Data  
 Test Date : 2019/10/04  
 Test Mode : Mode 2 SISO B: Transmit (802.11n-40BW\_15Mbps)-Channel 102 (5510MHz)

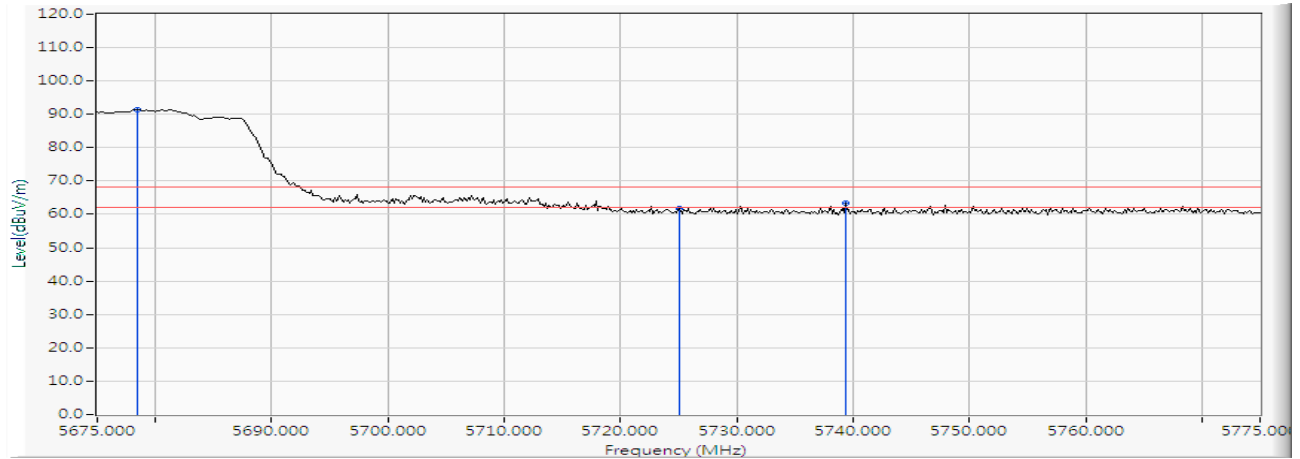
Vertical



		Frequency (MHz)	Correct Factor (dB)	Reading Level (dBuV)	Measure Level (dBuV/m)	Margin (dB)	Limit (dBuV/m)	Detector Type
1		5468.116	16.940	49.851	66.791	-1.429	68.220	PEAK
2		5470.000	16.957	48.007	64.964	-3.256	68.220	PEAK
3	*	5496.812	17.160	86.367	103.527	--	--	PEAK

Product : Wireless/ Wired X-Ray Flat Panel Detectors  
 Test Item : Band Edge Data  
 Test Date : 2019/10/04  
 Test Mode : Mode 2 SISO B: Transmit (802.11n-40BW\_15Mbps)-Channel 134 (5670MHz)

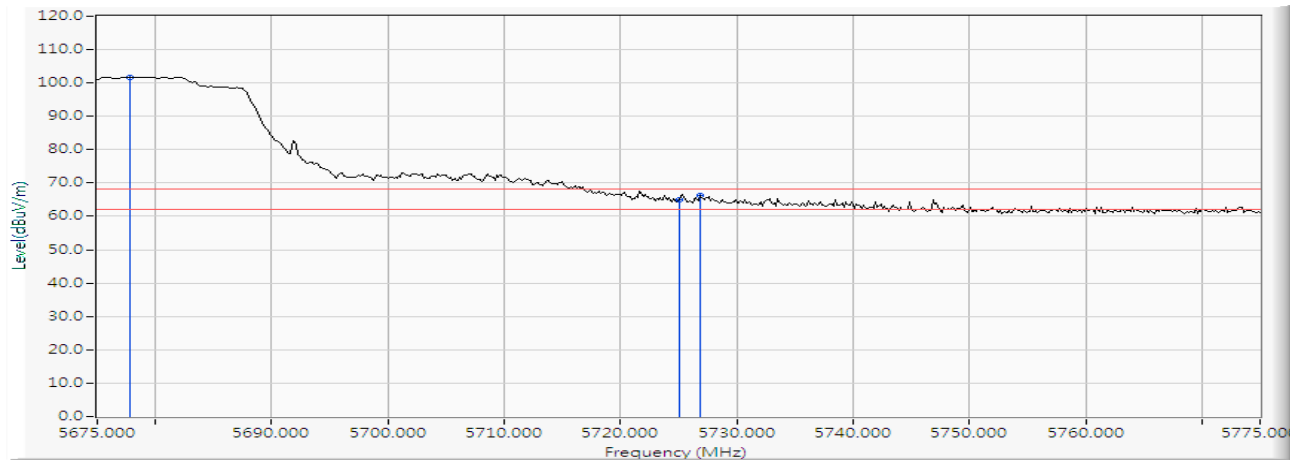
## Horizontal



		Frequency (MHz)	Correct Factor (dB)	Reading Level (dBuV)	Measure Level (dBuV/m)	Margin (dB)	Limit (dBuV/m)	Detector Type
1	*	5678.478	16.687	74.762	91.450	--	--	PEAK
2		5725.000	16.624	45.033	61.657	-6.563	68.220	PEAK
3		5739.348	16.624	46.601	63.226	-4.994	68.220	PEAK

Product : Wireless/ Wired X-Ray Flat Panel Detectors  
 Test Item : Band Edge Data  
 Test Date : 2019/10/04  
 Test Mode : Mode 2 SISO B: Transmit (802.11n-40BW\_15Mbps)-Channel 134 (5670MHz)

## Vertical

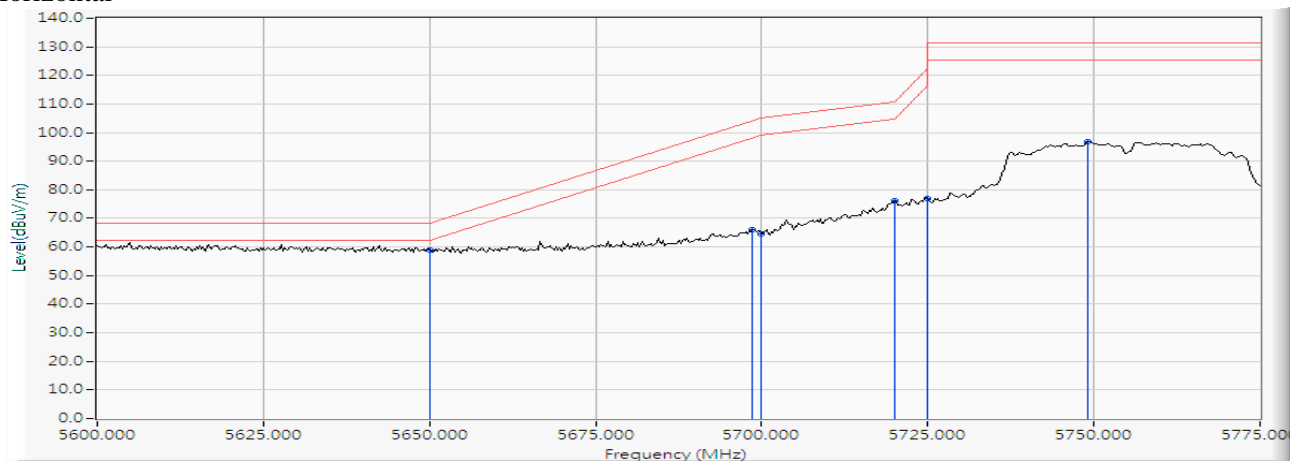


		Frequency (MHz)	Correct Factor (dB)	Reading Level (dBuV)	Measure Level (dBuV/m)	Margin (dB)	Limit (dBuV/m)	Detector Type
1	*	5677.754	16.690	85.120	101.810	--	--	PEAK
2		5725.000	16.624	48.450	65.074	-3.146	68.220	PEAK
3		5726.884	16.624	49.781	66.405	-1.815	68.220	PEAK



Product : Wireless/ Wired X-Ray Flat Panel Detectors  
 Test Item : Band Edge Data  
 Test Date : 2019/10/04  
 Test Mode : Mode 2 SISO B: Transmit (802.11n-40BW\_15Mbps)-Channel 151 (5755MHz)

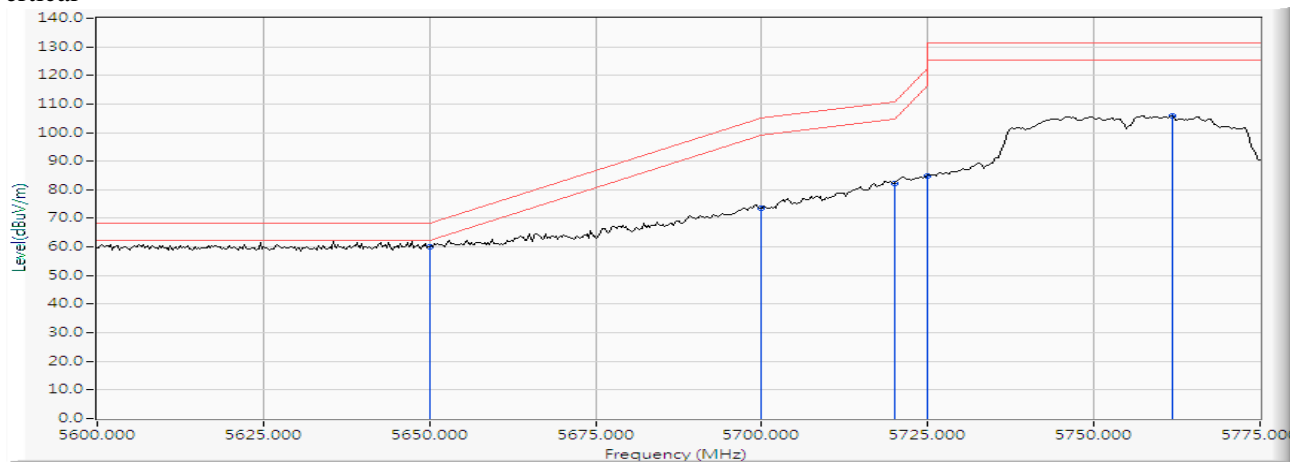
## Horizontal



		Frequency (MHz)	Correct Factor (dB)	Reading Level (dBuV)	Measure Level (dBuV/m)	Margin (dB)	Limit (dBuV/m)	Detector Type
1	*	5650.000	16.772	42.150	58.922	-9.298	68.220	PEAK
2		5698.659	16.638	49.428	66.066	-38.142	104.208	PEAK
3		5700.000	16.636	48.006	64.642	-40.558	105.200	PEAK
4		5720.000	16.623	59.548	76.171	-34.629	110.800	PEAK
5		5725.000	16.624	60.504	77.128	-45.072	122.200	PEAK
6		5749.130	16.638	80.187	96.826	-34.374	131.200	PEAK

Product : Wireless/ Wired X-Ray Flat Panel Detectors  
 Test Item : Band Edge Data  
 Test Date : 2019/10/04  
 Test Mode : Mode 2 SISO B: Transmit (802.11n-40BW\_15Mbps)-Channel 151 (5755MHz)

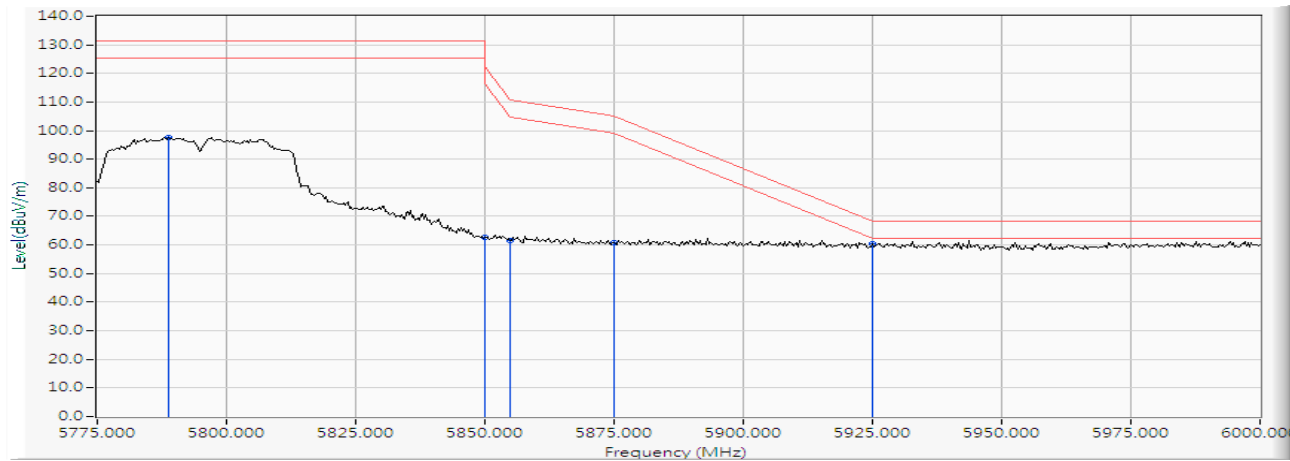
## Vertical



		Frequency (MHz)	Correct Factor (dB)	Reading Level (dBuV)	Measure Level (dBuV/m)	Margin (dB)	Limit (dBuV/m)	Detector Type
1	*	5650.000	16.772	43.337	60.109	-8.111	68.220	PEAK
2		5700.000	16.636	56.954	73.590	-31.610	105.200	PEAK
3		5720.000	16.623	65.750	82.373	-28.427	110.800	PEAK
4		5725.000	16.624	68.331	84.955	-37.245	122.200	PEAK
5		5761.812	16.673	89.053	105.726	-25.474	131.200	PEAK

Product : Wireless/ Wired X-Ray Flat Panel Detectors  
 Test Item : Band Edge Data  
 Test Date : 2019/10/04  
 Test Mode : Mode 2 SISO B: Transmit (802.11n-40BW\_15Mbps)-Channel 159 (5795MHz)

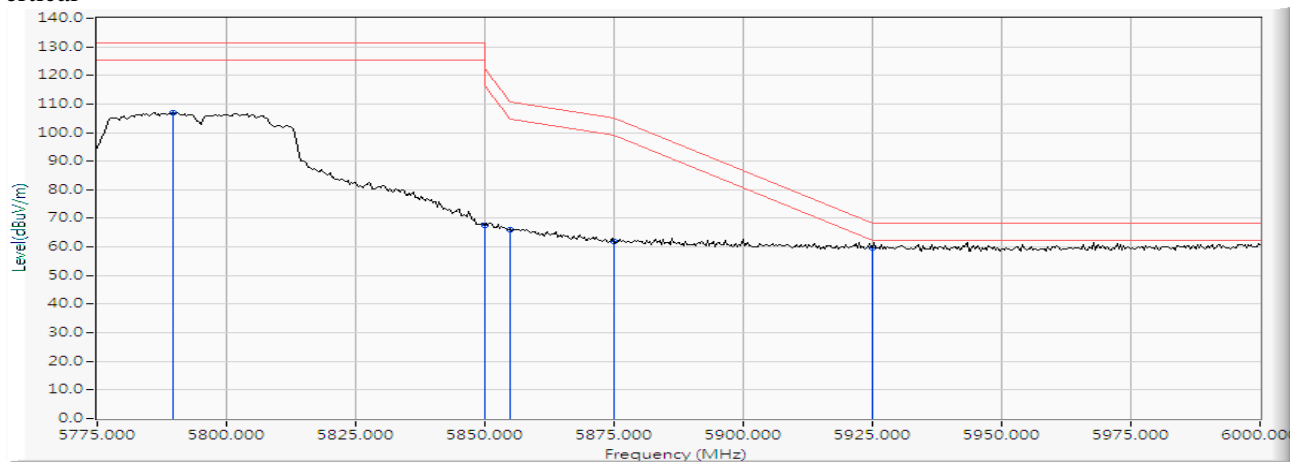
## Horizontal



		Frequency (MHz)	Correct Factor (dB)	Reading Level (dBuV)	Measure Level (dBuV/m)	Margin (dB)	Limit (dBuV/m)	Detector Type
1		5788.696	16.782	80.858	97.640	-33.560	131.200	PEAK
2		5850.000	17.081	45.554	62.635	-59.565	122.200	PEAK
3		5855.000	17.106	44.500	61.606	-49.194	110.800	PEAK
4		5875.000	17.208	43.673	60.881	-44.319	105.200	PEAK
5	*	5925.000	17.361	42.883	60.244	-7.976	68.220	PEAK

Product : Wireless/ Wired X-Ray Flat Panel Detectors  
 Test Item : Band Edge Data  
 Test Date : 2019/10/04  
 Test Mode : Mode 2 SISO B: Transmit (802.11n-40BW\_15Mbps)-Channel 159 (5795MHz)

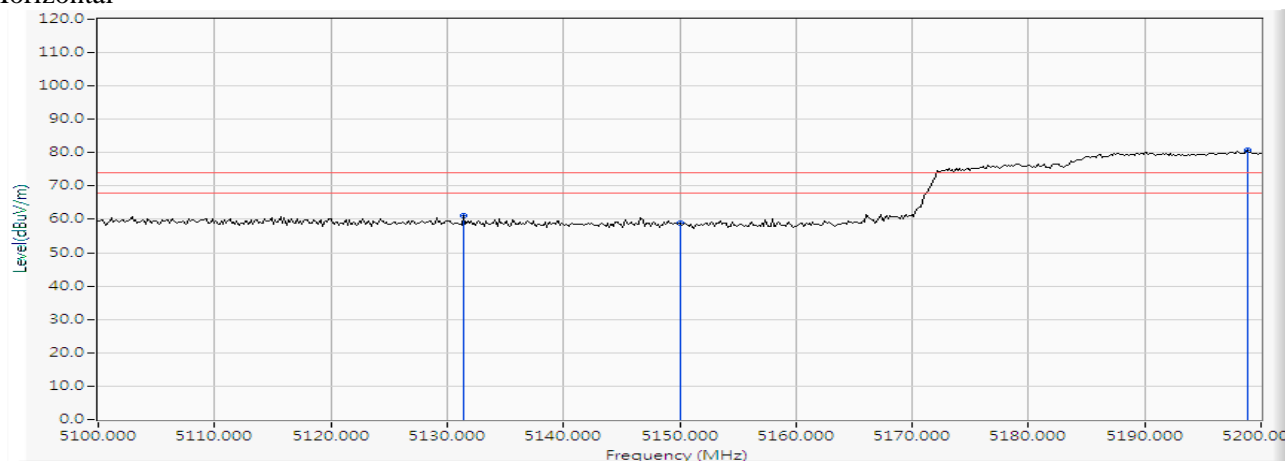
## Vertical



		Frequency (MHz)	Correct Factor (dB)	Reading Level (dBuV)	Measure Level (dBuV/m)	Margin (dB)	Limit (dBuV/m)	Detector Type
1		5789.674	16.786	90.327	107.113	-24.087	131.200	PEAK
2		5850.000	17.081	50.532	67.613	-54.587	122.200	PEAK
3		5855.000	17.106	49.007	66.113	-44.687	110.800	PEAK
4		5875.000	17.208	44.553	61.761	-43.439	105.200	PEAK
5	*	5925.000	17.361	42.497	59.858	-8.362	68.220	PEAK

Product : Wireless/ Wired X-Ray Flat Panel Detectors  
 Test Item : Band Edge Data  
 Test Date : 2019/10/03  
 Test Mode : Mode 2 SISO B: Transmit (802.11ac-80BW\_32.5Mbps) -Channel 42 (5210MHz)

## Horizontal



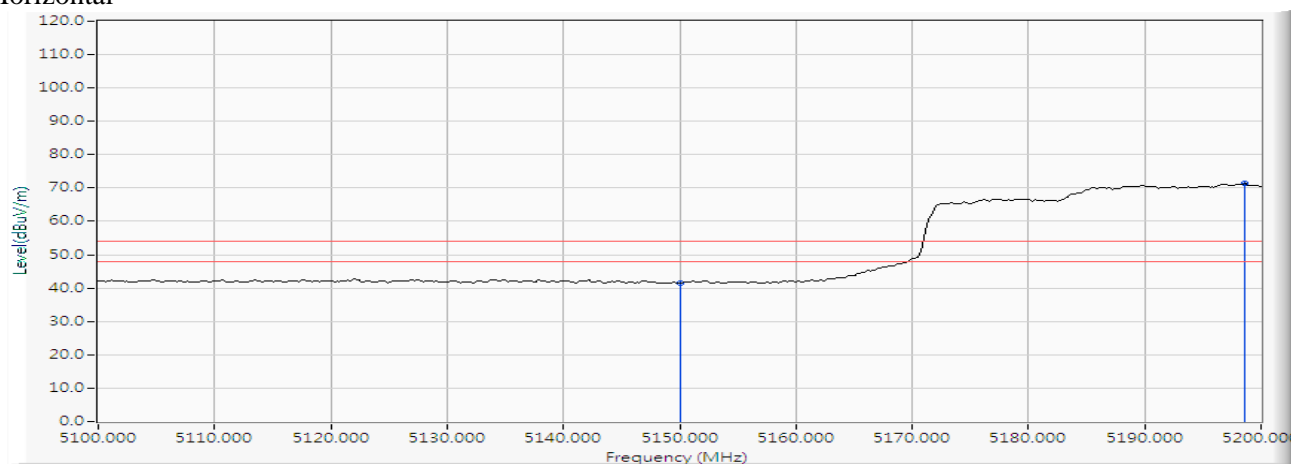
		Frequency (MHz)	Correct Factor (dB)	Reading Level (dBuV)	Measure Level (dBuV/m)	Margin (dB)	Limit (dBuV/m)	Detector Type
1		5131.449	16.397	44.676	61.073	-12.927	74.000	PEAK
2		5150.000	16.185	42.606	58.791	-15.209	74.000	PEAK
3	*	5198.841	15.628	65.172	80.800	--	--	PEAK

## Note:

1. All readings above 1GHz are performed with peak and/or average measurements as necessary.
2. Measurement Level = Reading Level + Correct Factor.
3. The average measurement was not performed when the peak measured data under the limit of average detection.

Product : Wireless/ Wired X-Ray Flat Panel Detectors  
 Test Item : Band Edge Data  
 Test Date : 2019/10/03  
 Test Mode : Mode 2 SISO B: Transmit (802.11ac-80BW\_32.5Mbps) -Channel 42 (5210MHz)

## Horizontal



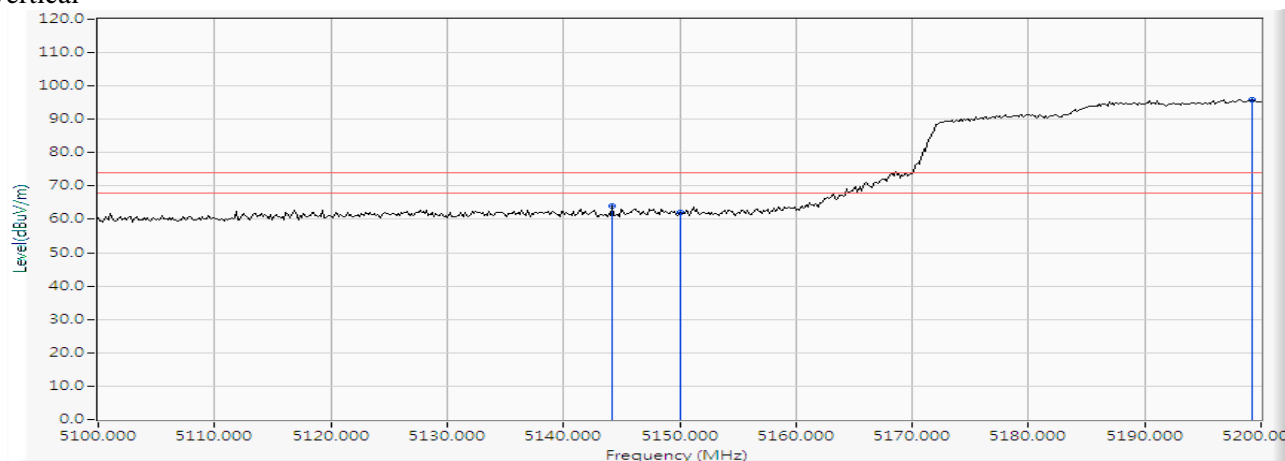
		Frequency (MHz)	Correct Factor (dB)	Reading Level (dBuV)	Measure Level (dBuV/m)	Margin (dB)	Limit (dBuV/m)	Detector Type
1		5150.000	16.185	25.429	41.614	-12.386	54.000	AVERAGE
2	*	5198.551	15.632	55.712	71.344	--	--	AVERAGE

## Note:

1. All readings above 1GHz are performed with peak and/or average measurements as necessary.
2. Measurement Level = Reading Level + Correct Factor.
3. The average measurement was not performed when the peak measured data under the limit of average detection.

Product : Wireless/ Wired X-Ray Flat Panel Detectors  
 Test Item : Band Edge Data  
 Test Date : 2019/10/03  
 Test Mode : Mode 2 SISO B: Transmit (802.11ac-80BW\_32.5Mbps) -Channel 42 (5210MHz)

Vertical



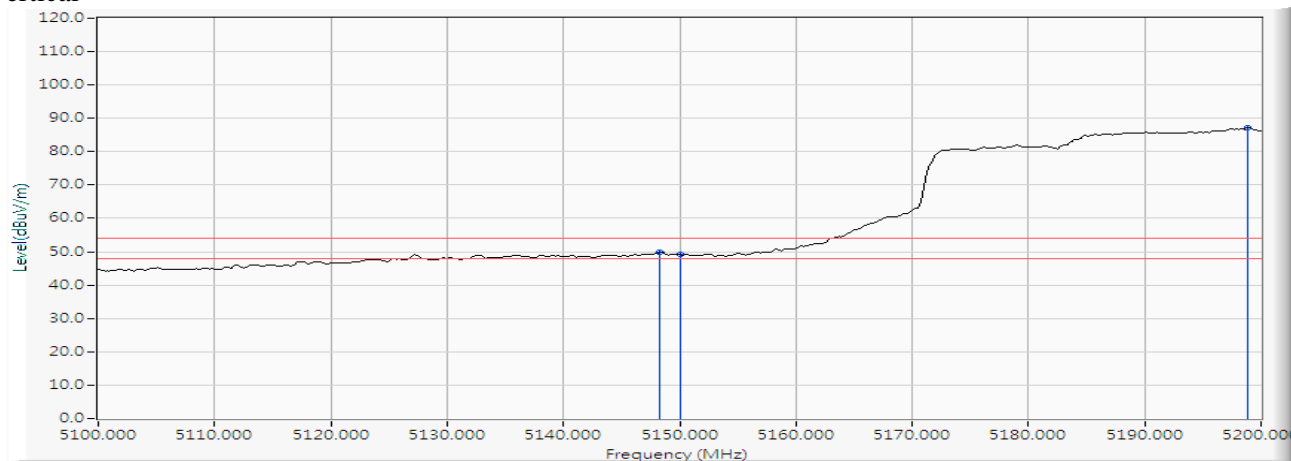
		Frequency (MHz)	Correct Factor (dB)	Reading Level (dBuV)	Measure Level (dBuV/m)	Margin (dB)	Limit (dBuV/m)	Detector Type
1		5144.203	16.251	47.744	63.995	-10.005	74.000	PEAK
2		5150.000	16.185	45.828	62.013	-11.987	74.000	PEAK
3	*	5199.275	15.624	80.301	95.925	--	--	PEAK

Note:

1. All readings above 1GHz are performed with peak and/or average measurements as necessary.
2. Measurement Level = Reading Level + Correct Factor.
3. The average measurement was not performed when the peak measured data under the limit of average detection.

Product : Wireless/ Wired X-Ray Flat Panel Detectors  
 Test Item : Band Edge Data  
 Test Date : 2019/10/03  
 Test Mode : Mode 2 SISO B: Transmit (802.11ac-80BW\_32.5Mbps) -Channel 42 (5210MHz)

## Vertical



		Frequency (MHz)	Correct Factor (dB)	Reading Level (dBuV)	Measure Level (dBuV/m)	Margin (dB)	Limit (dBuV/m)	Detector Type
1		5148.261	16.205	33.607	49.812	-4.188	54.000	AVERAGE
2		5150.000	16.185	32.909	49.094	-4.906	54.000	AVERAGE
3	*	5198.841	15.628	71.606	87.234	--	--	AVERAGE

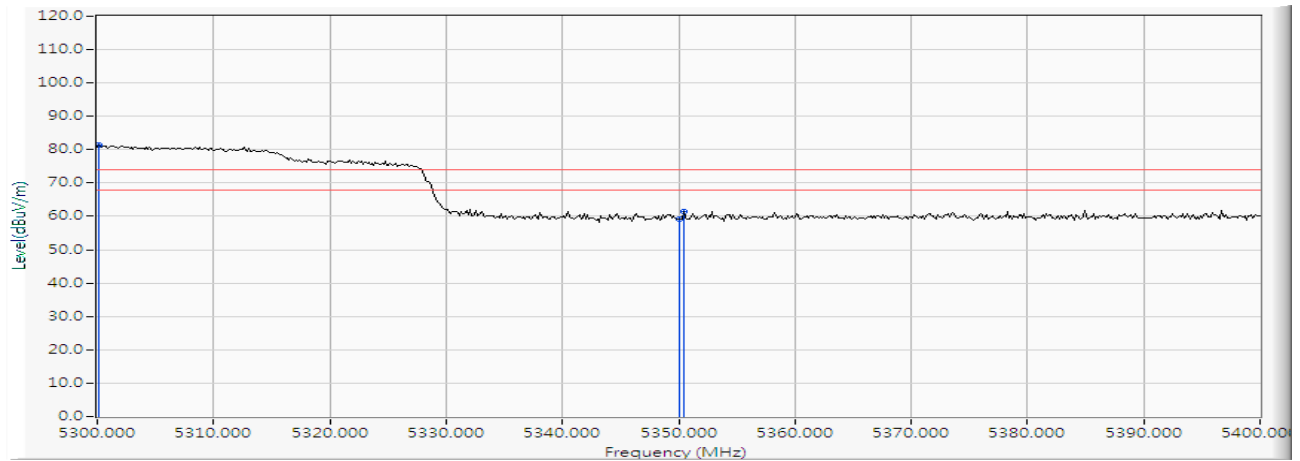
## Note:

1. All readings above 1GHz are performed with peak and/or average measurements as necessary.
2. Measurement Level = Reading Level + Correct Factor.
3. The average measurement was not performed when the peak measured data under the limit of average detection.



Product : Wireless/ Wired X-Ray Flat Panel Detectors  
 Test Item : Band Edge Data  
 Test Date : 2019/10/04  
 Test Mode : Mode 2 SISO B: Transmit (802.11ac-80BW\_32.5Mbps) -Channel 58 (5290MHz)

## Horizontal



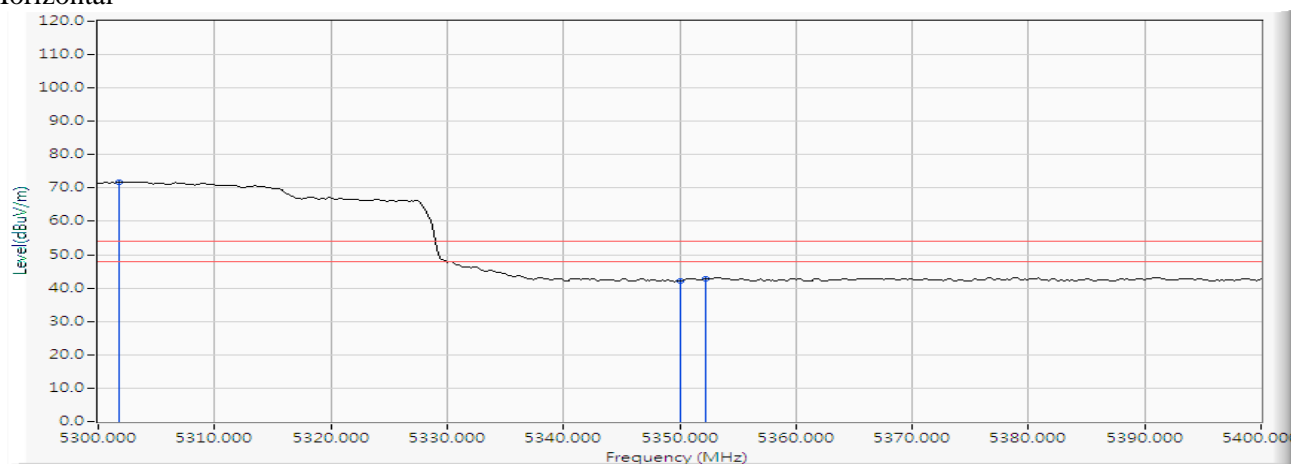
		Frequency (MHz)	Correct Factor (dB)	Reading Level (dBuV)	Measure Level (dBuV/m)	Margin (dB)	Limit (dBuV/m)	Detector Type
1	*	5300.145	15.385	65.931	81.316	--	--	PEAK
2		5350.000	15.865	43.310	59.174	-14.826	74.000	PEAK
3		5350.435	15.868	45.492	61.361	-12.639	74.000	PEAK

## Note:

1. All readings above 1GHz are performed with peak and/or average measurements as necessary.
2. Measurement Level = Reading Level + Correct Factor.
3. The average measurement was not performed when the peak measured data under the limit of average detection.

Product : Wireless/ Wired X-Ray Flat Panel Detectors  
 Test Item : Band Edge Data  
 Test Date : 2019/10/04  
 Test Mode : Mode 2 SISO B: Transmit (802.11ac-80BW\_32.5Mbps) -Channel 58 (5290MHz)

## Horizontal



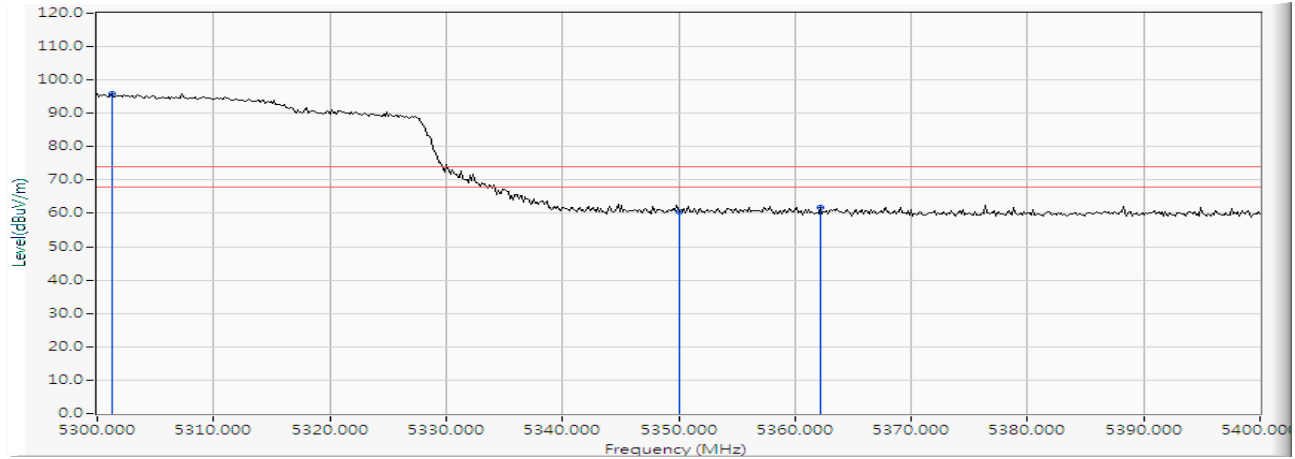
		Frequency (MHz)	Correct Factor (dB)	Reading Level (dBuV)	Measure Level (dBuV/m)	Margin (dB)	Limit (dBuV/m)	Detector Type
1	*	5301.739	15.397	56.485	71.881	--	--	AVERAGE
2		5350.000	15.865	26.345	42.209	-11.791	54.000	AVERAGE
3		5352.174	15.886	26.915	42.801	-11.199	54.000	AVERAGE

## Note:

1. All readings above 1GHz are performed with peak and/or average measurements as necessary.
2. Measurement Level = Reading Level + Correct Factor.
3. The average measurement was not performed when the peak measured data under the limit of average detection.

Product : Wireless/ Wired X-Ray Flat Panel Detectors  
 Test Item : Band Edge Data  
 Test Date : 2019/10/03  
 Test Mode : Mode 2 SISO B: Transmit (802.11ac-80BW\_32.5Mbps) -Channel 58 (5290MHz)

## Vertical



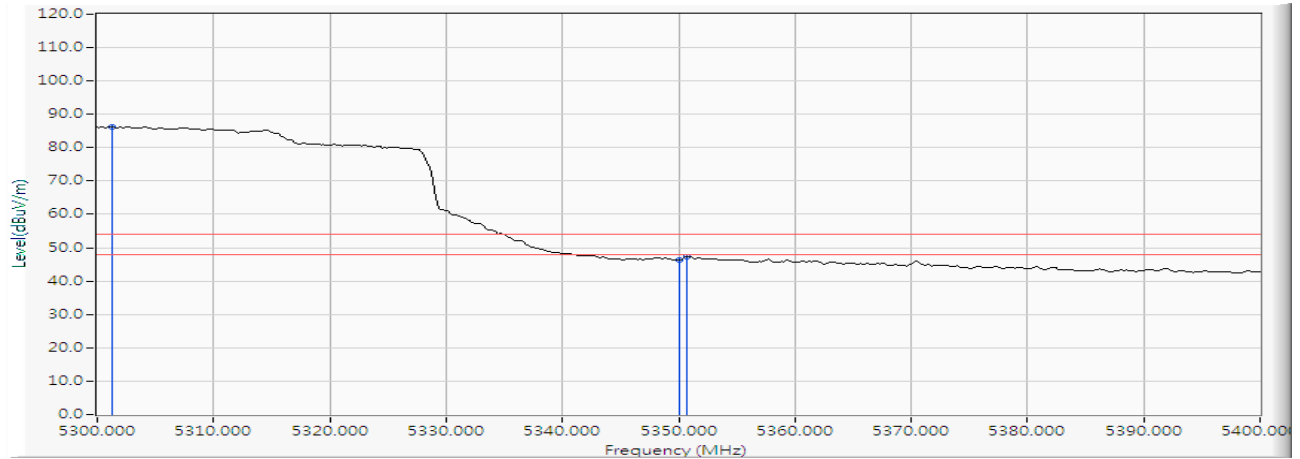
		Frequency (MHz)	Correct Factor (dB)	Reading Level (dBuV)	Measure Level (dBuV/m)	Margin (dB)	Limit (dBuV/m)	Detector Type
1	*	5301.304	15.392	80.408	95.800	--	--	PEAK
2		5350.000	15.865	44.635	60.499	-13.501	74.000	PEAK
3		5362.174	15.983	45.917	61.899	-12.101	74.000	PEAK

## Note:

1. All readings above 1GHz are performed with peak and/or average measurements as necessary.
2. Measurement Level = Reading Level + Correct Factor.
3. The average measurement was not performed when the peak measured data under the limit of average detection.

Product : Wireless/ Wired X-Ray Flat Panel Detectors  
 Test Item : Band Edge Data  
 Test Date : 2019/10/03  
 Test Mode : Mode 2 SISO B: Transmit (802.11ac-80BW\_32.5Mbps) -Channel 58 (5290MHz)

## Vertical



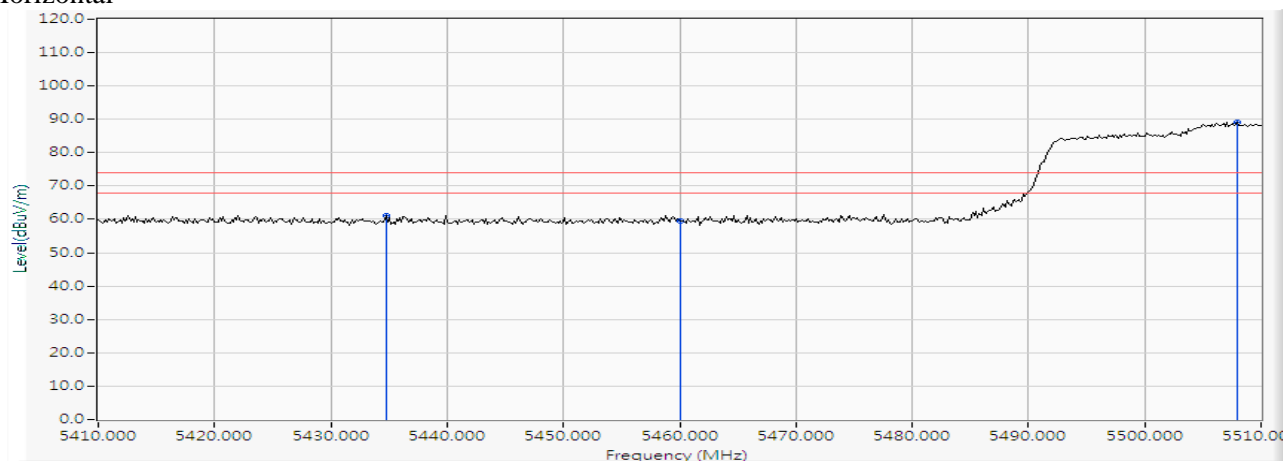
		Frequency (MHz)	Correct Factor (dB)	Reading Level (dBuV)	Measure Level (dBuV/m)	Margin (dB)	Limit (dBuV/m)	Detector Type
1	*	5301.304	15.392	70.873	86.265	--	--	AVERAGE
2		5350.000	15.865	30.316	46.180	-7.820	54.000	AVERAGE
3		5350.725	15.871	31.553	47.424	-6.576	54.000	AVERAGE

## Note:

1. All readings above 1GHz are performed with peak and/or average measurements as necessary.
2. Measurement Level = Reading Level + Correct Factor.
3. The average measurement was not performed when the peak measured data under the limit of average detection.

Product : Wireless/ Wired X-Ray Flat Panel Detectors  
 Test Item : Band Edge Data  
 Test Date : 2019/10/04  
 Test Mode : Mode 2 SISO B: Transmit (802.11ac-80BW\_32.5Mbps) -Channel 106 (5530MHz)

## Horizontal



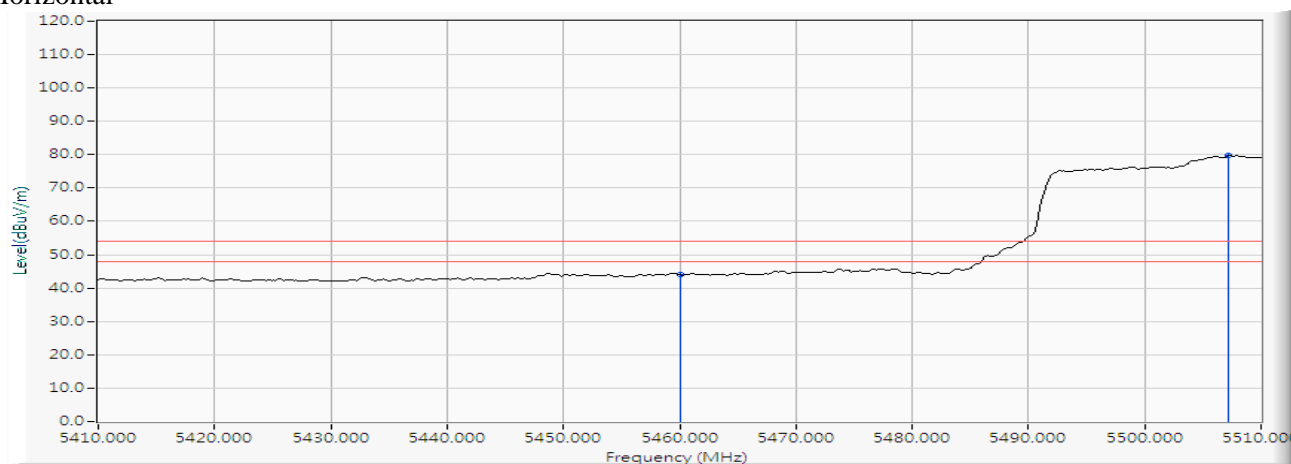
		Frequency (MHz)	Correct Factor (dB)	Reading Level (dBuV)	Measure Level (dBuV/m)	Margin (dB)	Limit (dBuV/m)	Detector Type
1		5434.783	16.651	44.435	61.086	-12.914	74.000	PEAK
2		5460.000	16.870	42.691	59.561	-14.439	74.000	PEAK
3	*	5507.971	17.194	71.818	89.012	--	--	PEAK

## Note:

1. All readings above 1GHz are performed with peak and/or average measurements as necessary.
2. Measurement Level = Reading Level + Correct Factor.
3. The average measurement was not performed when the peak measured data under the limit of average detection.

Product : Wireless/ Wired X-Ray Flat Panel Detectors  
 Test Item : Band Edge Data  
 Test Date : 2019/10/04  
 Test Mode : Mode 2 SISO B: Transmit (802.11ac-80BW\_32.5Mbps) -Channel 106 (5530MHz)

## Horizontal



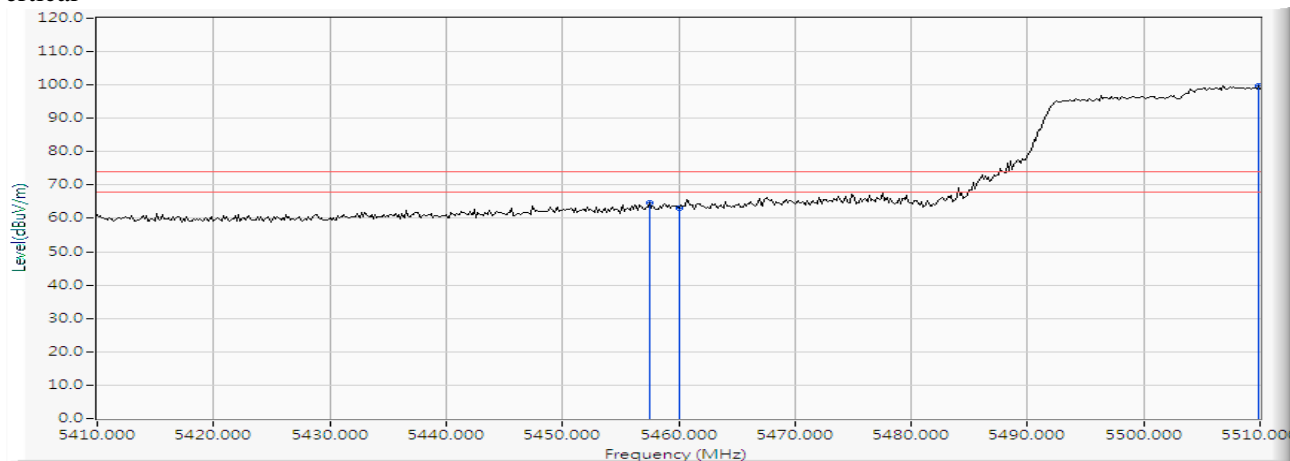
		Frequency (MHz)	Correct Factor (dB)	Reading Level (dBuV)	Measure Level (dBuV/m)	Margin (dB)	Limit (dBuV/m)	Detector Type
1		5460.000	16.870	27.069	43.939	-10.061	54.000	AVERAGE
2	*	5507.246	17.197	62.548	79.744	--	--	AVERAGE

## Note:

1. All readings above 1GHz are performed with peak and/or average measurements as necessary.
2. Measurement Level = Reading Level + Correct Factor.
3. The average measurement was not performed when the peak measured data under the limit of average detection.

Product : Wireless/ Wired X-Ray Flat Panel Detectors  
 Test Item : Band Edge Data  
 Test Date : 2019/10/04  
 Test Mode : Mode 2 SISO B: Transmit (802.11ac-80BW\_32.5Mbps) -Channel 106 (5530MHz)

## Vertical



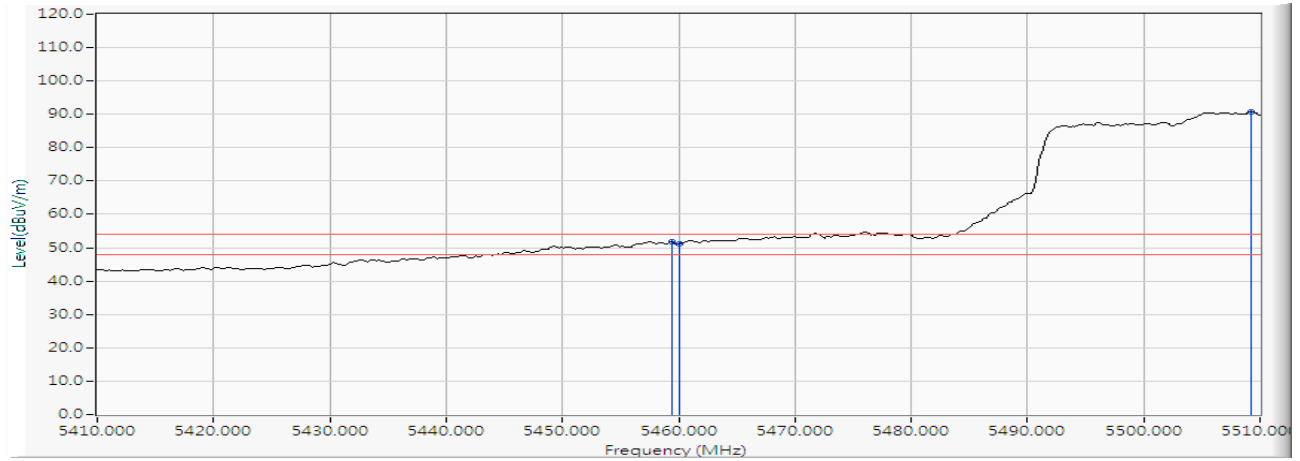
		Frequency (MHz)	Correct Factor (dB)	Reading Level (dBuV)	Measure Level (dBuV/m)	Margin (dB)	Limit (dBuV/m)	Detector Type
1		5457.536	16.848	47.695	64.543	-9.457	74.000	PEAK
2		5460.000	16.870	46.269	63.139	-10.861	74.000	PEAK
3	*	5509.855	17.188	82.449	99.637	--	--	PEAK

## Note:

1. All readings above 1GHz are performed with peak and/or average measurements as necessary.
2. Measurement Level = Reading Level + Correct Factor.
3. The average measurement was not performed when the peak measured data under the limit of average detection.

Product : Wireless/ Wired X-Ray Flat Panel Detectors  
 Test Item : Band Edge Data  
 Test Date : 2019/10/04  
 Test Mode : Mode 2 SISO B: Transmit (802.11ac-80BW\_32.5Mbps) -Channel 106 (5530MHz)

## Vertical



		Frequency (MHz)	Correct Factor (dB)	Reading Level (dBuV)	Measure Level (dBuV/m)	Margin (dB)	Limit (dBuV/m)	Detector Type
1		5459.420	16.864	34.960	51.825	-2.175	54.000	AVERAGE
2		5460.000	16.870	34.141	51.011	-2.989	54.000	AVERAGE
3	*	5509.275	17.190	73.694	90.884	--	--	AVERAGE

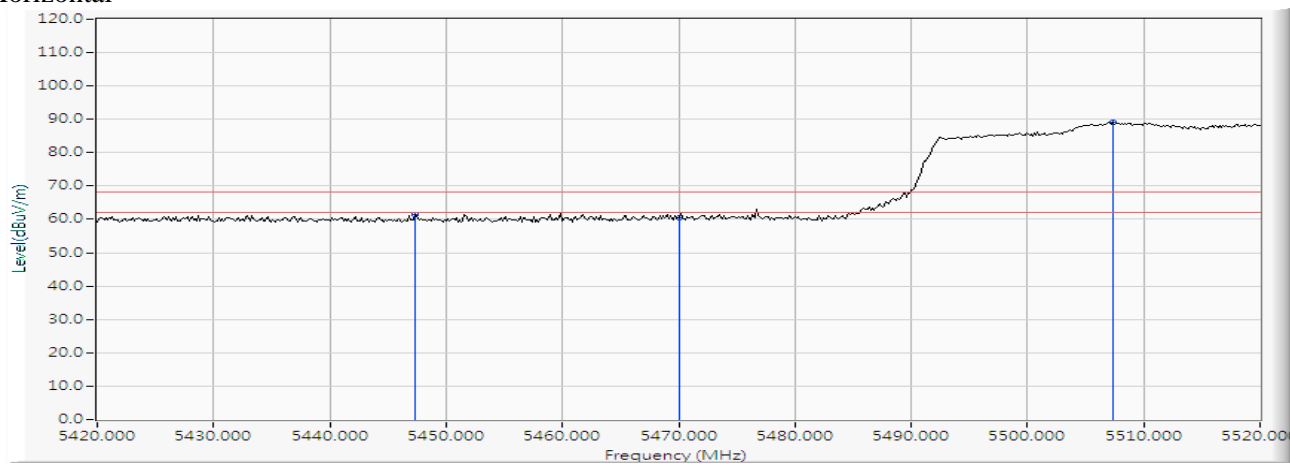
## Note:

1. All readings above 1GHz are performed with peak and/or average measurements as necessary.
2. Measurement Level = Reading Level + Correct Factor.
3. The average measurement was not performed when the peak measured data under the limit of average detection.



Product : Wireless/ Wired X-Ray Flat Panel Detectors  
 Test Item : Band Edge Data  
 Test Date : 2019/10/04  
 Test Mode : Mode 2 SISO B: Transmit (802.11ac-80BW\_32.5Mbps) -Channel 106 (5530MHz)

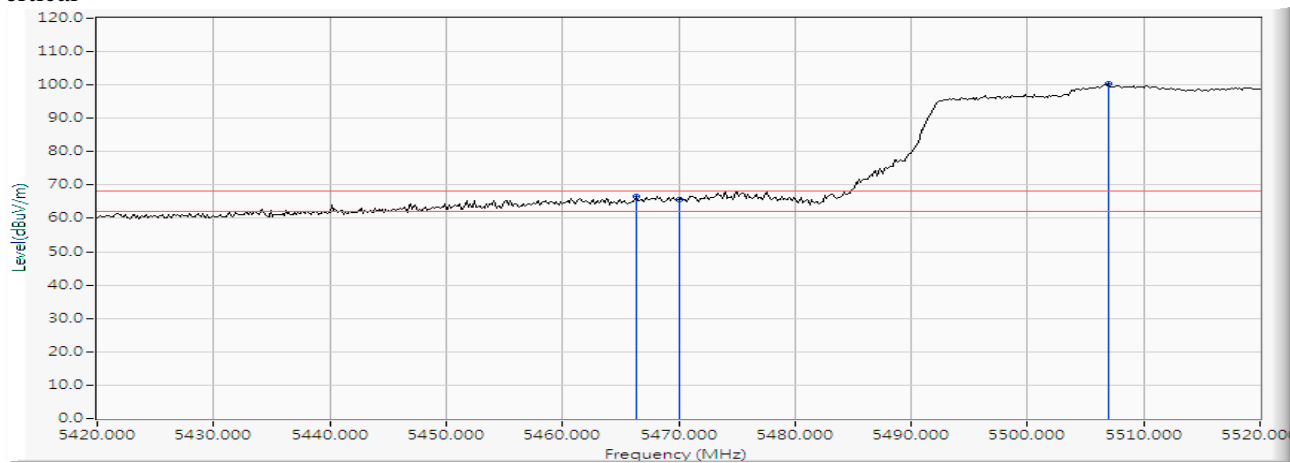
## Horizontal



		Frequency (MHz)	Correct Factor (dB)	Reading Level (dBuV)	Measure Level (dBuV/m)	Margin (dB)	Limit (dBuV/m)	Detector Type
1		5447.391	16.760	44.615	61.375	-6.845	68.220	PEAK
2		5470.000	16.957	43.666	60.623	-7.597	68.220	PEAK
3	*	5507.391	17.196	71.875	89.071	--	--	PEAK

Product : Wireless/ Wired X-Ray Flat Panel Detectors  
 Test Item : Band Edge Data  
 Test Date : 2019/10/04  
 Test Mode : Mode 2 SISO B: Transmit (802.11ac-80BW\_32.5Mbps) -Channel 106 (5530MHz)

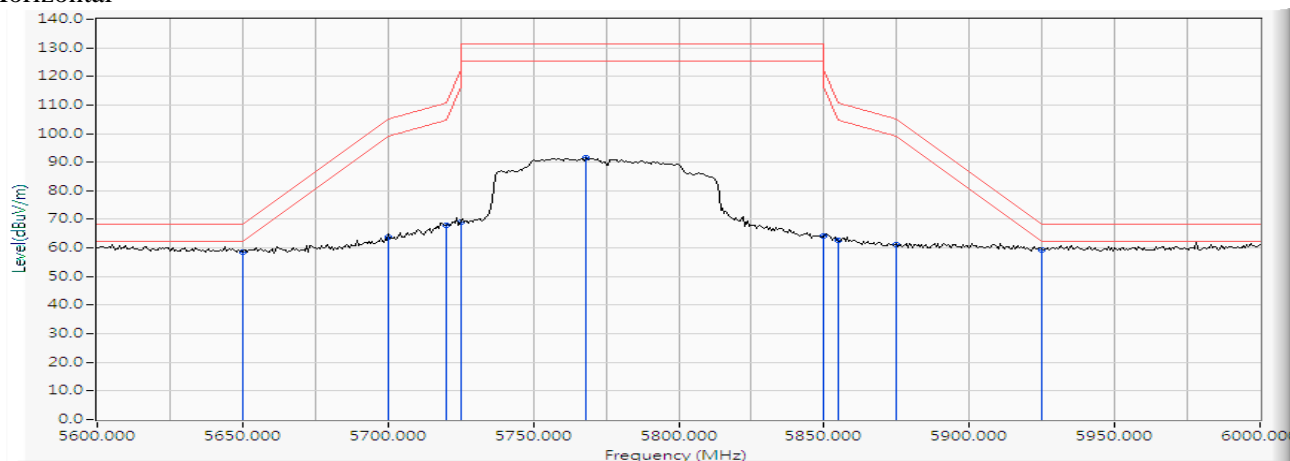
## Vertical



		Frequency (MHz)	Correct Factor (dB)	Reading Level (dBuV)	Measure Level (dBuV/m)	Margin (dB)	Limit (dBuV/m)	Detector Type
1		5466.377	16.925	49.513	66.438	-1.782	68.220	PEAK
2		5470.000	16.957	48.812	65.769	-2.451	68.220	PEAK
3	*	5506.957	17.197	83.019	100.216	--	--	PEAK

Product : Wireless/ Wired X-Ray Flat Panel Detectors  
 Test Item : Band Edge Data  
 Test Date : 2019/10/04  
 Test Mode : Mode 2 SISO B: Transmit (802.11ac-80BW\_32.5Mbps) -Channel 155 (5775MHz)

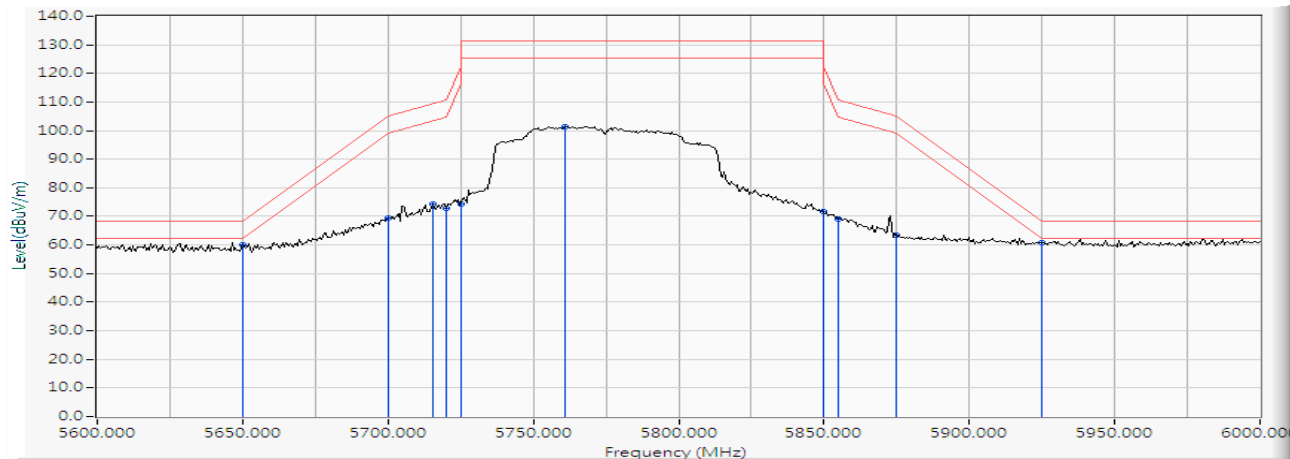
## Horizontal



		Frequency (MHz)	Correct Factor (dB)	Reading Level (dBuV)	Measure Level (dBuV/m)	Margin (dB)	Limit (dBuV/m)	Detector Type
1		5650.000	16.772	41.903	58.675	-9.545	68.220	PEAK
2		5700.000	16.636	47.159	63.795	-41.405	105.200	PEAK
3		5720.000	16.623	51.342	67.965	-42.835	110.800	PEAK
4		5725.000	16.624	52.443	69.067	-53.133	122.200	PEAK
5		5768.116	16.699	75.008	91.707	-39.493	131.200	PEAK
6		5850.000	17.081	46.960	64.041	-58.159	122.200	PEAK
7		5855.000	17.106	45.391	62.497	-48.303	110.800	PEAK
8		5875.000	17.208	43.871	61.079	-44.121	105.200	PEAK
9	*	5925.000	17.361	42.095	59.456	-8.764	68.220	PEAK

Product : Wireless/ Wired X-Ray Flat Panel Detectors  
 Test Item : Band Edge Data  
 Test Date : 2019/10/04  
 Test Mode : Mode 2 SISO B: Transmit (802.11ac-80BW\_32.5Mbps) -Channel 155 (5775MHz)

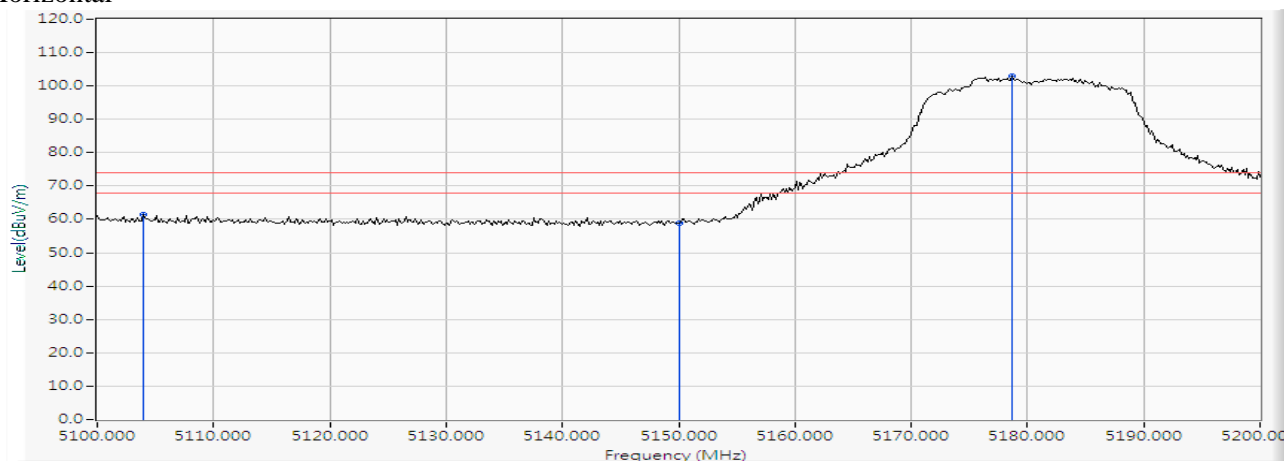
## Vertical



		Frequency (MHz)	Correct Factor (dB)	Reading Level (dBuV)	Measure Level (dBuV/m)	Margin (dB)	Limit (dBuV/m)	Detector Type
1		5650.000	16.772	43.441	60.213	-8.007	68.220	PEAK
2		5700.000	16.636	52.664	69.300	-35.900	105.200	PEAK
3		5715.362	16.623	57.873	74.496	-35.005	109.501	PEAK
4		5720.000	16.623	56.293	72.916	-37.884	110.800	PEAK
5		5725.000	16.624	57.828	74.452	-47.748	122.200	PEAK
6		5761.159	16.670	84.799	101.470	-29.730	131.200	PEAK
7		5850.000	17.081	54.515	71.596	-50.604	122.200	PEAK
8		5855.000	17.106	52.081	69.187	-41.613	110.800	PEAK
9		5875.000	17.208	46.230	63.438	-41.762	105.200	PEAK
10	*	5925.000	17.361	43.402	60.763	-7.457	68.220	PEAK

Product : Wireless/ Wired X-Ray Flat Panel Detectors  
 Test Item : Band Edge Data  
 Test Date : 2019/08/06  
 Test Mode : Mode 3 MIMO: Transmit (802.11n-20BW\_14.4Mbps)-Channel 36 (5180MHz)

## Horizontal



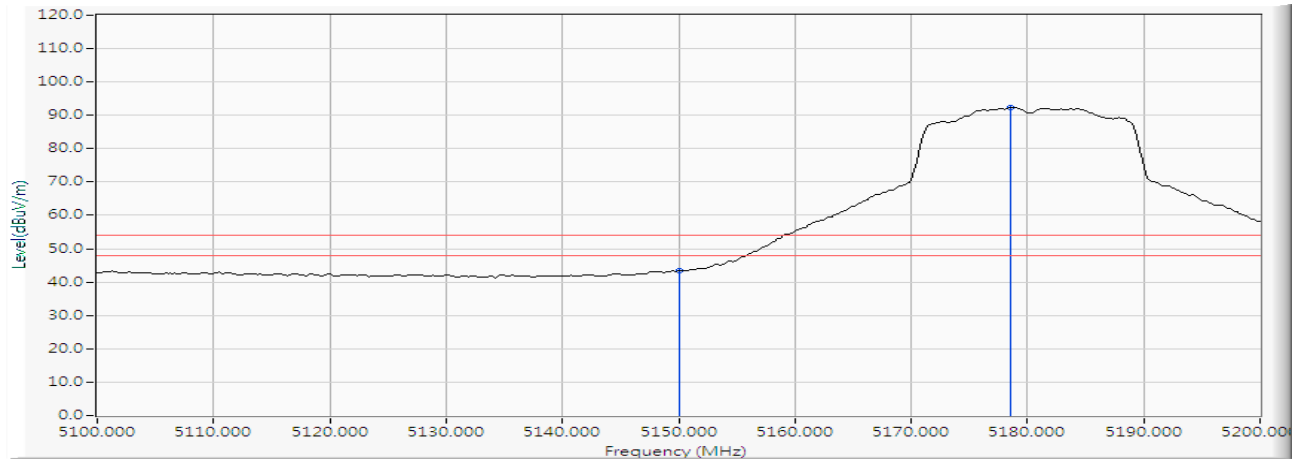
		Frequency (MHz)	Correct Factor (dB)	Reading Level (dBuV)	Measure Level (dBuV/m)	Margin (dB)	Limit (dBuV/m)	Detector Type
1		5103.913	16.694	44.598	61.291	-12.709	74.000	PEAK
2		5150.000	16.185	42.811	58.996	-15.004	74.000	PEAK
3	*	5178.696	15.857	87.160	103.017	--	--	PEAK

## Note:

1. All readings above 1GHz are performed with peak and/or average measurements as necessary.
2. Measurement Level = Reading Level + Correct Factor.
3. The average measurement was not performed when the peak measured data under the limit of average detection.

Product : Wireless/ Wired X-Ray Flat Panel Detectors  
 Test Item : Band Edge Data  
 Test Date : 2019/08/06  
 Test Mode : Mode 3 MIMO: Transmit (802.11n-20BW\_14.4Mbps)-Channel 36 (5180MHz)

## Horizontal



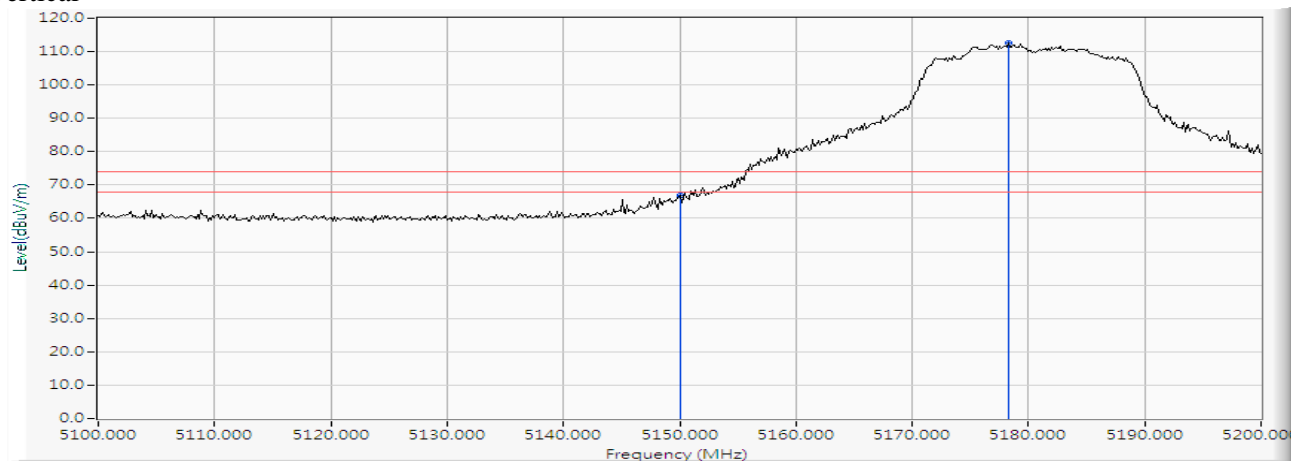
		Frequency (MHz)	Correct Factor (dB)	Reading Level (dBuV)	Measure Level (dBuV/m)	Margin (dB)	Limit (dBuV/m)	Detector Type
1		5150.000	16.185	27.119	43.304	-10.696	54.000	AVERAGE
2	*	5178.551	15.859	76.507	92.366	--	--	AVERAGE

## Note:

1. All readings above 1GHz are performed with peak and/or average measurements as necessary.
2. Measurement Level = Reading Level + Correct Factor.
3. The average measurement was not performed when the peak measured data under the limit of average detection.

Product : Wireless/ Wired X-Ray Flat Panel Detectors  
 Test Item : Band Edge Data  
 Test Date : 2019/08/06  
 Test Mode : Mode 3 MIMO: Transmit (802.11n-20BW\_14.4Mbps)-Channel 36 (5180MHz)

## Vertical



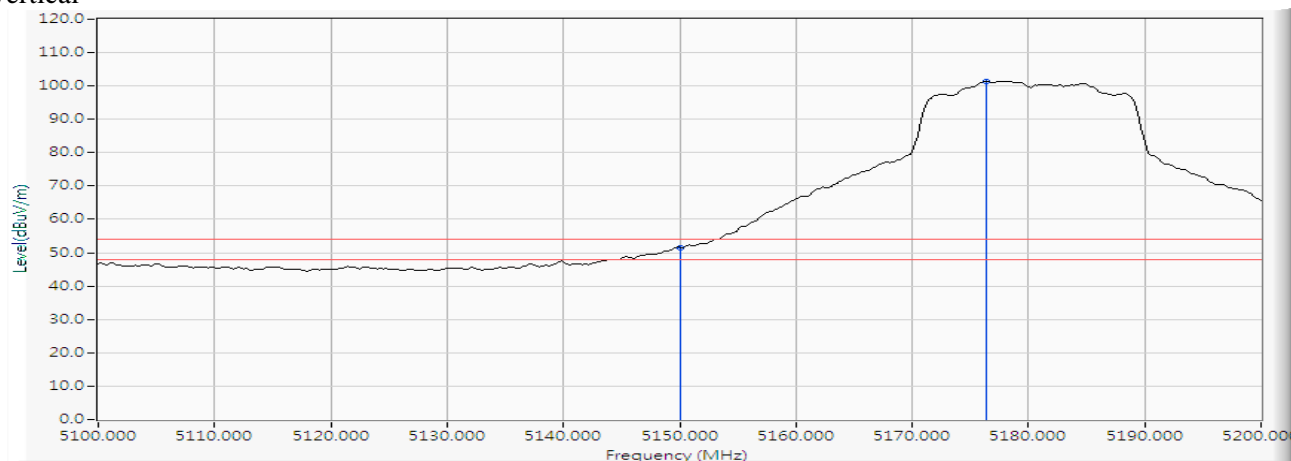
		Frequency (MHz)	Correct Factor (dB)	Reading Level (dBuV)	Measure Level (dBuV/m)	Margin (dB)	Limit (dBuV/m)	Detector Type
1		5150.000	16.185	50.610	66.795	-7.205	74.000	PEAK
2	*	5178.261	15.863	96.798	112.660	--	--	PEAK

## Note:

1. All readings above 1GHz are performed with peak and/or average measurements as necessary.
2. Measurement Level = Reading Level + Correct Factor.
3. The average measurement was not performed when the peak measured data under the limit of average detection.

Product : Wireless/ Wired X-Ray Flat Panel Detectors  
 Test Item : Band Edge Data  
 Test Date : 2019/08/06  
 Test Mode : Mode 3 MIMO: Transmit (802.11n-20BW\_14.4Mbps)-Channel 36 (5180MHz)

Vertical



		Frequency (MHz)	Correct Factor (dB)	Reading Level (dBuV)	Measure Level (dBuV/m)	Margin (dB)	Limit (dBuV/m)	Detector Type
1		5150.000	16.185	35.336	51.521	-2.479	54.000	AVERAGE
2	*	5176.377	15.884	85.500	101.384	--	--	AVERAGE

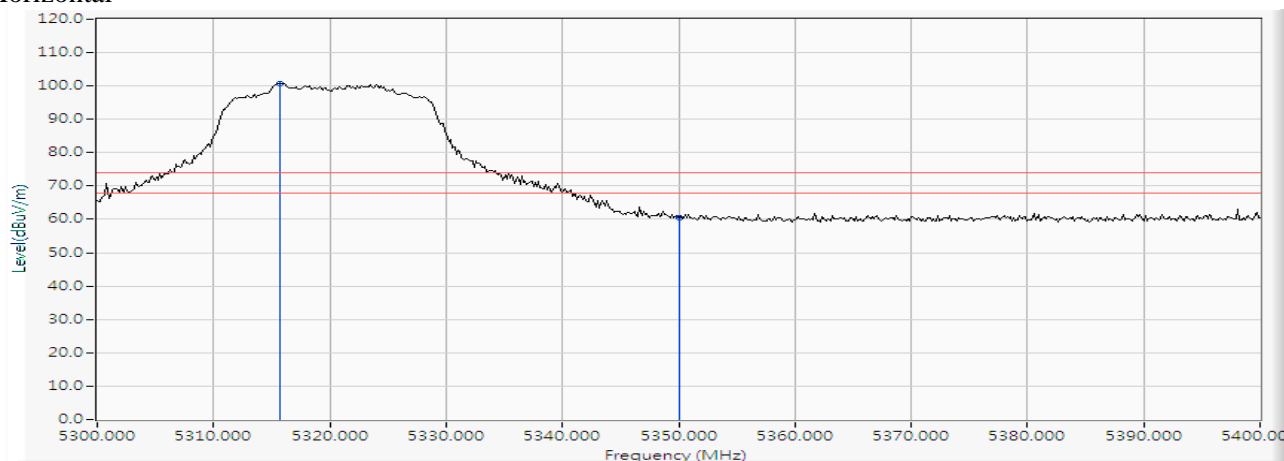
Note:

1. All readings above 1GHz are performed with peak and/or average measurements as necessary.
2. Measurement Level = Reading Level + Correct Factor.
3. The average measurement was not performed when the peak measured data under the limit of average detection.



Product : Wireless/ Wired X-Ray Flat Panel Detectors  
 Test Item : Band Edge Data  
 Test Date : 2019/08/06  
 Test Mode : Mode 3 MIMO: Transmit (802.11n-20BW\_14.4Mbps)-Channel 64 (5320MHz)

## Horizontal



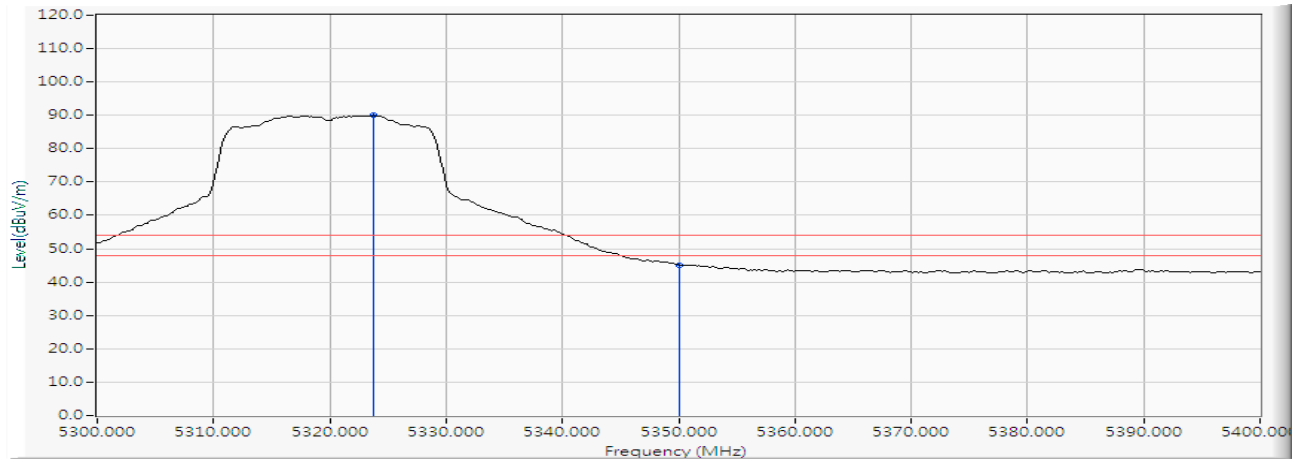
		Frequency (MHz)	Correct Factor (dB)	Reading Level (dBuV)	Measure Level (dBuV/m)	Margin (dB)	Limit (dBuV/m)	Detector Type
1	*	5315.652	15.531	85.254	100.785	--	--	PEAK
2		5350.000	15.865	44.705	60.569	-13.431	74.000	PEAK

## Note:

1. All readings above 1GHz are performed with peak and/or average measurements as necessary.
2. Measurement Level = Reading Level + Correct Factor.
3. The average measurement was not performed when the peak measured data under the limit of average detection.

Product : Wireless/ Wired X-Ray Flat Panel Detectors  
 Test Item : Band Edge Data  
 Test Date : 2019/08/06  
 Test Mode : Mode 3 MIMO: Transmit (802.11n-20BW\_14.4Mbps)-Channel 64 (5320MHz)

## Horizontal



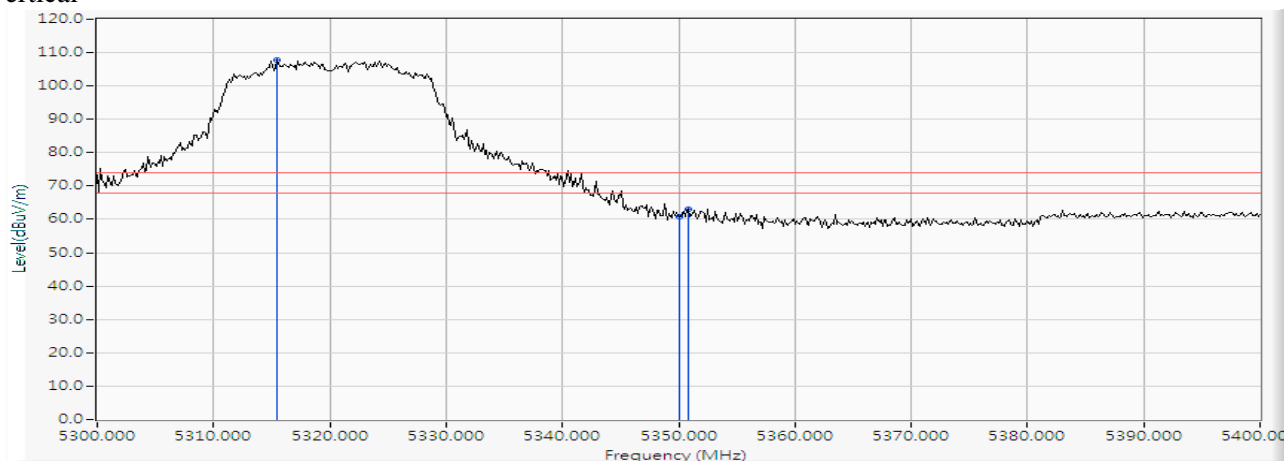
		Frequency (MHz)	Correct Factor (dB)	Reading Level (dBuV)	Measure Level (dBuV/m)	Margin (dB)	Limit (dBuV/m)	Detector Type
1	*	5323.768	15.610	74.335	89.945	--	--	AVERAGE
2		5350.000	15.865	29.301	45.165	-8.835	54.000	AVERAGE

## Note:

1. All readings above 1GHz are performed with peak and/or average measurements as necessary.
2. Measurement Level = Reading Level + Correct Factor.
3. The average measurement was not performed when the peak measured data under the limit of average detection.

Product : Wireless/ Wired X-Ray Flat Panel Detectors  
 Test Item : Band Edge Data  
 Test Date : 2019/08/06  
 Test Mode : Mode 3 MIMO: Transmit (802.11n-20BW\_14.4Mbps)-Channel 64 (5320MHz)

Vertical



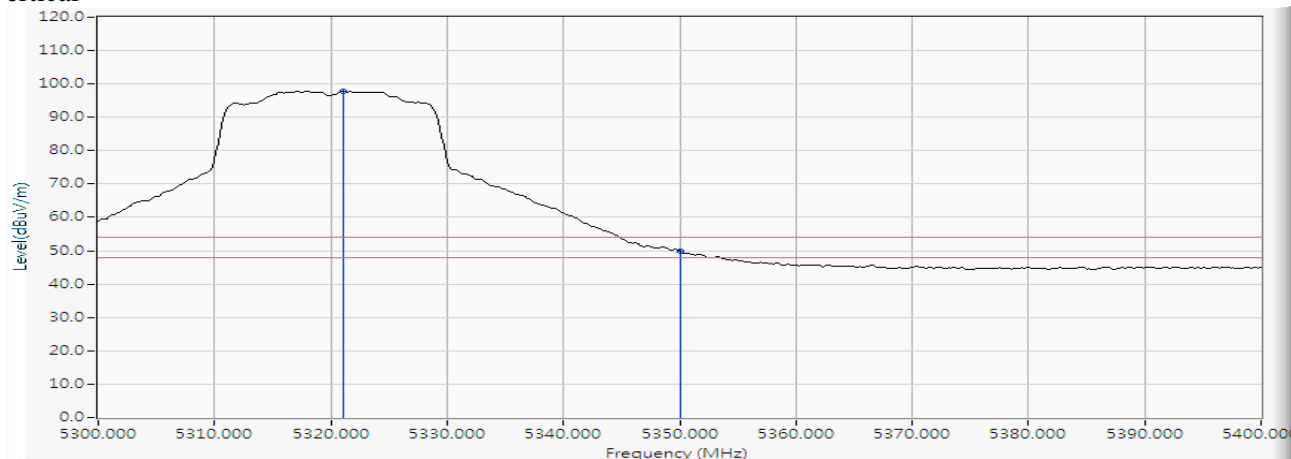
		Frequency (MHz)	Correct Factor (dB)	Reading Level (dBuV)	Measure Level (dBuV/m)	Margin (dB)	Limit (dBuV/m)	Detector Type
1	*	5315.507	15.531	92.316	107.846	--	--	PEAK
2		5350.000	15.865	44.975	60.839	-13.161	74.000	PEAK
3		5350.870	15.873	47.153	63.026	-10.974	74.000	PEAK

Note:

1. All readings above 1GHz are performed with peak and/or average measurements as necessary.
2. Measurement Level = Reading Level + Correct Factor.
3. The average measurement was not performed when the peak measured data under the limit of average detection.

Product : Wireless/ Wired X-Ray Flat Panel Detectors  
 Test Item : Band Edge Data  
 Test Date : 2019/08/06  
 Test Mode : Mode 3 MIMO: Transmit (802.11n-20BW\_14.4Mbps)-Channel 64 (5320MHz)

Vertical



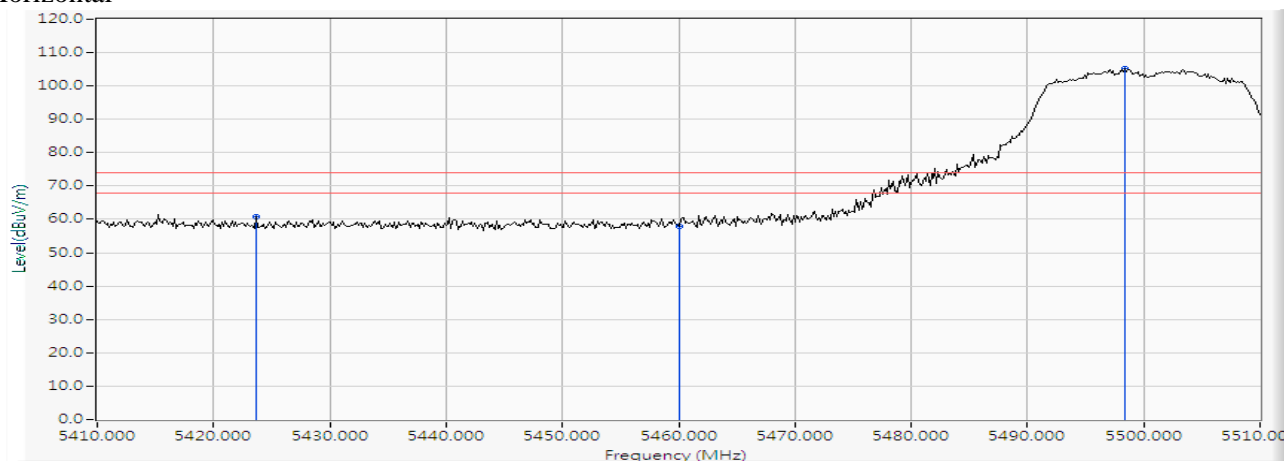
		Frequency (MHz)	Correct Factor (dB)	Reading Level (dBuV)	Measure Level (dBuV/m)	Margin (dB)	Limit (dBuV/m)	Detector Type
1	*	5321.014	15.583	82.169	97.752	--	--	AVERAGE
2		5350.000	15.865	33.852	49.716	-4.284	54.000	AVERAGE

Note:

1. All readings above 1GHz are performed with peak and/or average measurements as necessary.
2. Measurement Level = Reading Level + Correct Factor.
3. The average measurement was not performed when the peak measured data under the limit of average detection.

Product : Wireless/ Wired X-Ray Flat Panel Detectors  
 Test Item : Band Edge Data  
 Test Date : 2019/08/07  
 Test Mode : Mode 3 MIMO: Transmit (802.11n-20BW\_14.4Mbps)-Channel 100 (5500MHz)

## Horizontal



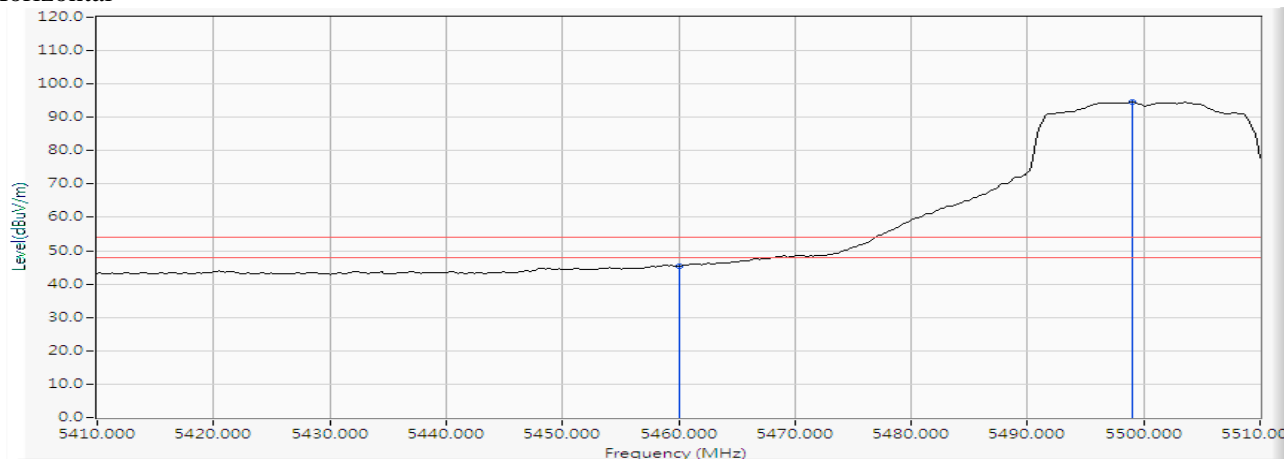
		Frequency (MHz)	Correct Factor (dB)	Reading Level (dBuV)	Measure Level (dBuV/m)	Margin (dB)	Limit (dBuV/m)	Detector Type
1		5423.623	16.554	44.305	60.859	-13.141	74.000	PEAK
2		5460.000	16.870	41.179	58.049	-15.951	74.000	PEAK
3	*	5498.406	17.169	87.901	105.069	--	--	PEAK

## Note:

1. All readings above 1GHz are performed with peak and/or average measurements as necessary.
2. Measurement Level = Reading Level + Correct Factor.
3. The average measurement was not performed when the peak measured data under the limit of average detection.

Product : Wireless/ Wired X-Ray Flat Panel Detectors  
 Test Item : Band Edge Data  
 Test Date : 2019/08/07  
 Test Mode : Mode 3 MIMO: Transmit (802.11n-20BW\_14.4Mbps)-Channel 100 (5500MHz)

## Horizontal



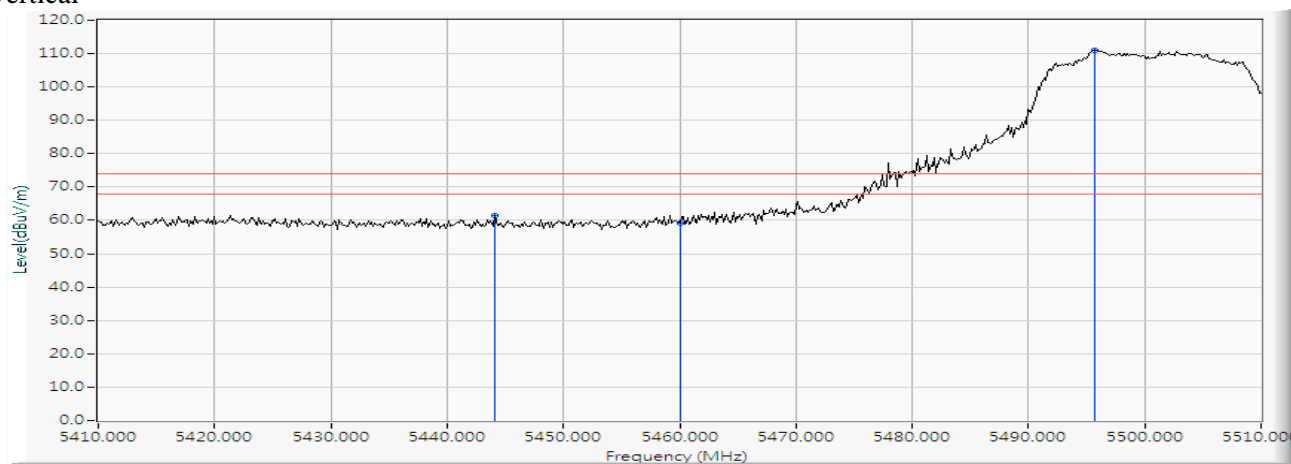
		Frequency (MHz)	Correct Factor (dB)	Reading Level (dBuV)	Measure Level (dBuV/m)	Margin (dB)	Limit (dBuV/m)	Detector Type
1		5460.000	16.870	28.565	45.435	-8.565	54.000	AVERAGE
2	*	5498.986	17.172	77.427	94.599	--	--	AVERAGE

## Note:

1. All readings above 1GHz are performed with peak and/or average measurements as necessary.
2. Measurement Level = Reading Level + Correct Factor.
3. The average measurement was not performed when the peak measured data under the limit of average detection.

Product : Wireless/ Wired X-Ray Flat Panel Detectors  
 Test Item : Band Edge Data  
 Test Date : 2019/08/07  
 Test Mode : Mode 3 MIMO: Transmit (802.11n-20BW\_14.4Mbps)-Channel 100 (5500MHz)

## Vertical



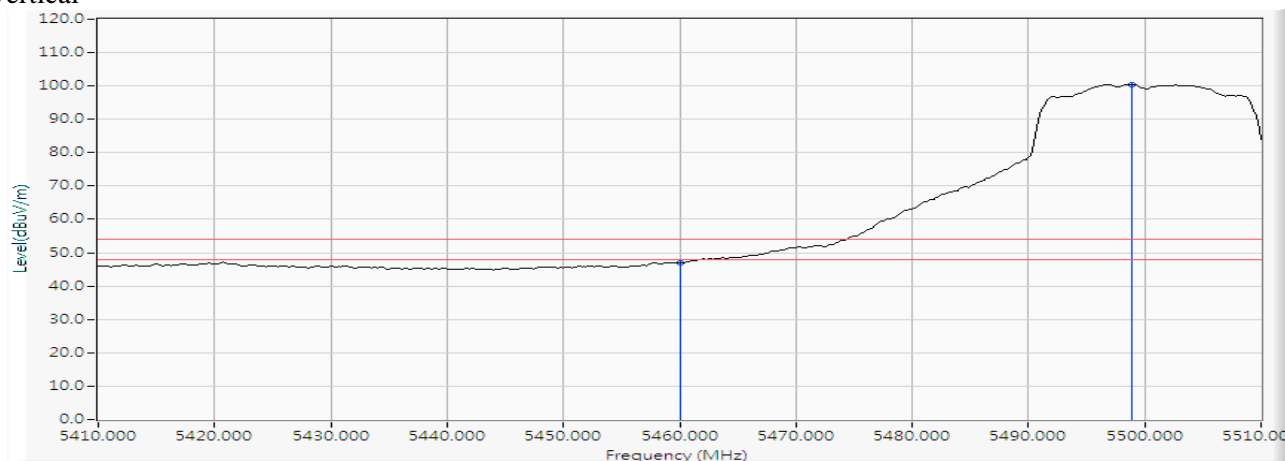
		Frequency (MHz)	Correct Factor (dB)	Reading Level (dBuV)	Measure Level (dBuV/m)	Margin (dB)	Limit (dBuV/m)	Detector Type
1		5444.058	16.732	44.791	61.522	-12.478	74.000	PEAK
2		5460.000	16.870	42.234	59.104	-14.896	74.000	PEAK
3	*	5495.652	17.154	93.875	111.029	--	--	PEAK

## Note:

1. All readings above 1GHz are performed with peak and/or average measurements as necessary.
2. Measurement Level = Reading Level + Correct Factor.
3. The average measurement was not performed when the peak measured data under the limit of average detection.

Product : Wireless/ Wired X-Ray Flat Panel Detectors  
 Test Item : Band Edge Data  
 Test Date : 2019/08/07  
 Test Mode : Mode 3 MIMO: Transmit (802.11n-20BW\_14.4Mbps)-Channel 100 (5500MHz)

Vertical



		Frequency (MHz)	Correct Factor (dB)	Reading Level (dBuV)	Measure Level (dBuV/m)	Margin (dB)	Limit (dBuV/m)	Detector Type
1		5460.000	16.870	30.067	46.937	-7.063	54.000	AVERAGE
2	*	5498.841	17.171	83.342	100.513	--	--	AVERAGE

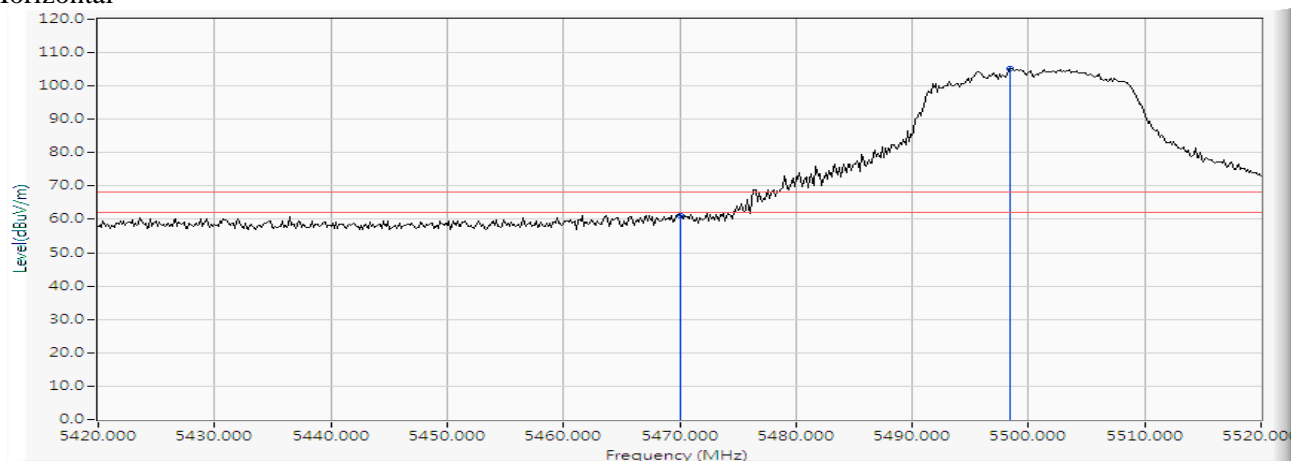
Note:

1. All readings above 1GHz are performed with peak and/or average measurements as necessary.
2. Measurement Level = Reading Level + Correct Factor.
3. The average measurement was not performed when the peak measured data under the limit of average detection.



Product : Wireless/ Wired X-Ray Flat Panel Detectors  
 Test Item : Band Edge Data  
 Test Date : 2019/08/07  
 Test Mode : Mode 3 MIMO: Transmit (802.11n-20BW\_14.4Mbps)-Channel 100 (5500MHz)

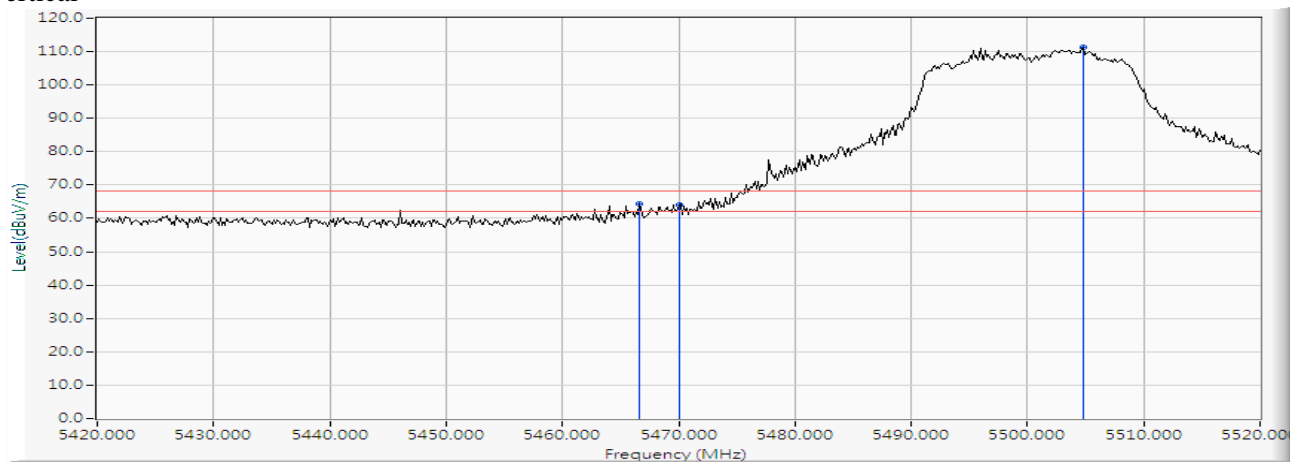
## Horizontal



		Frequency (MHz)	Correct Factor (dB)	Reading Level (dBuV)	Measure Level (dBuV/m)	Margin (dB)	Limit (dBuV/m)	Detector Type
1		5470.000	16.957	44.066	61.023	-7.197	68.220	PEAK
2	*	5498.406	17.169	88.158	105.326	--	--	PEAK

Product : Wireless/ Wired X-Ray Flat Panel Detectors  
 Test Item : Band Edge Data  
 Test Date : 2019/08/07  
 Test Mode : Mode 3 MIMO: Transmit (802.11n-20BW\_14.4Mbps)-Channel 100 (5500MHz)

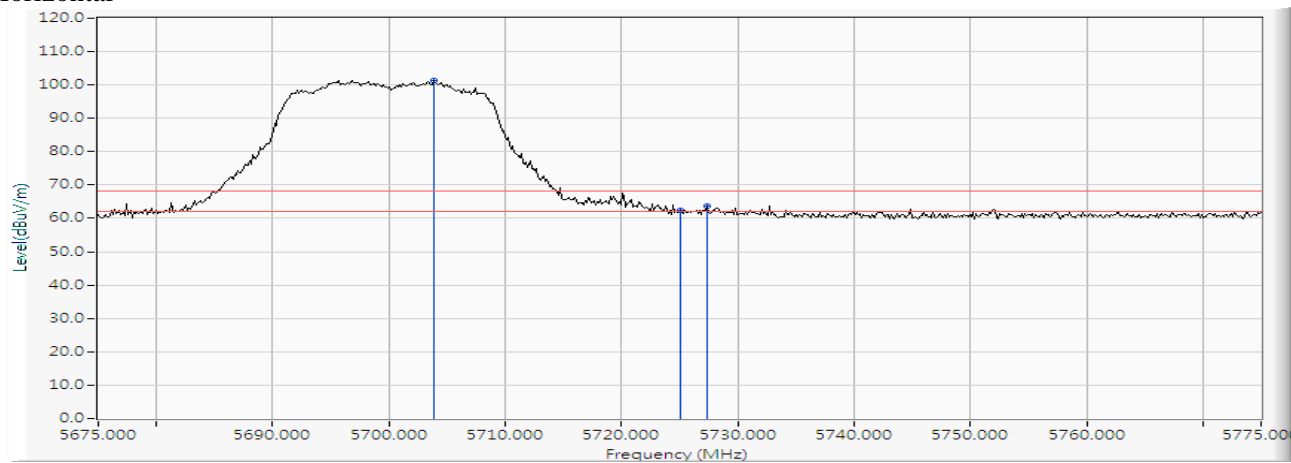
Vertical



		Frequency (MHz)	Correct Factor (dB)	Reading Level (dBuV)	Measure Level (dBuV/m)	Margin (dB)	Limit (dBuV/m)	Detector Type
1		5466.667	16.927	47.338	64.266	-3.954	68.220	PEAK
2		5470.000	16.957	46.920	63.877	-4.343	68.220	PEAK
3	*	5504.783	17.202	94.134	111.336	--	--	PEAK

Product : Wireless/ Wired X-Ray Flat Panel Detectors  
 Test Item : Band Edge Data  
 Test Date : 2019/08/07  
 Test Mode : Mode 3 MIMO: Transmit (802.11n-20BW\_14.4Mbps)-Channel 140 (5700MHz)

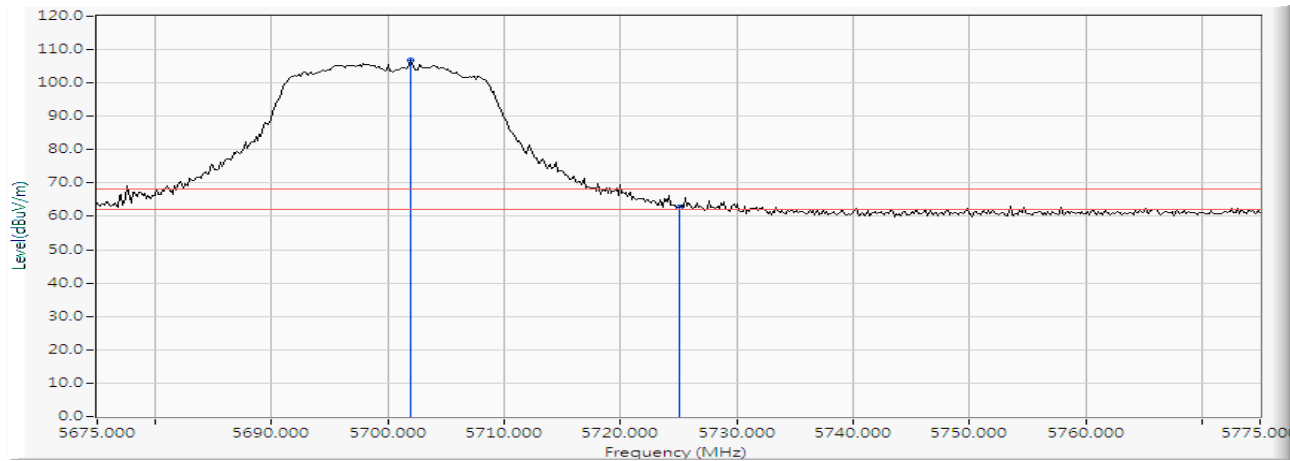
## Horizontal



		Frequency (MHz)	Correct Factor (dB)	Reading Level (dBuV)	Measure Level (dBuV/m)	Margin (dB)	Limit (dBuV/m)	Detector Type
1	*	5703.841	16.631	84.599	101.230	--	--	PEAK
2		5725.000	16.624	45.790	62.414	-5.806	68.220	PEAK
3		5727.319	16.624	47.090	63.714	-4.506	68.220	PEAK

Product : Wireless/ Wired X-Ray Flat Panel Detectors  
 Test Item : Band Edge Data  
 Test Date : 2019/08/07  
 Test Mode : Mode 3 MIMO: Transmit (802.11n-20BW\_14.4Mbps)-Channel 140 (5700MHz)

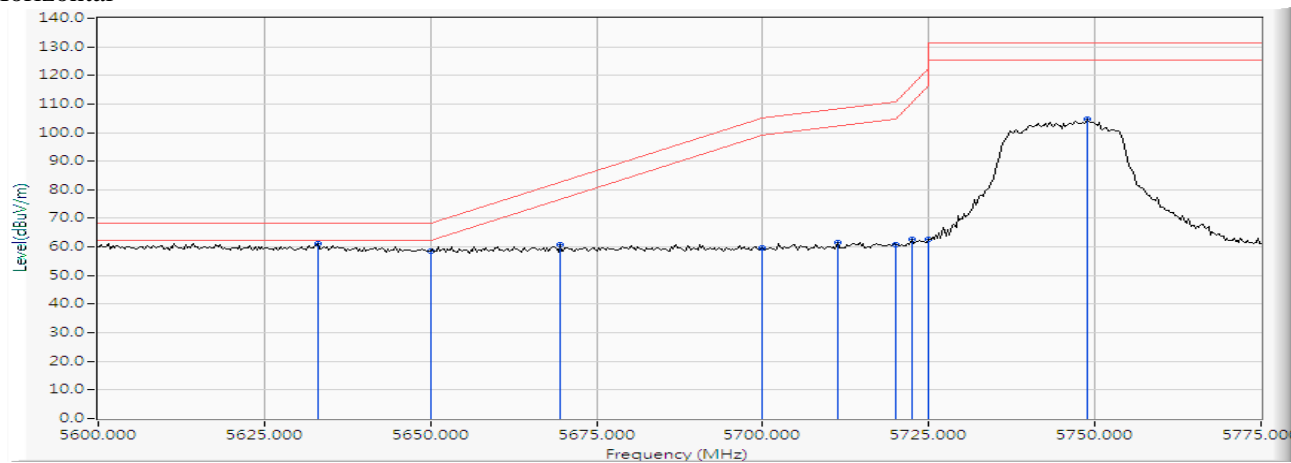
## Vertical



		Frequency (MHz)	Correct Factor (dB)	Reading Level (dBuV)	Measure Level (dBuV/m)	Margin (dB)	Limit (dBuV/m)	Detector Type
1	*	5701.957	16.634	90.150	106.783	--	--	PEAK
2		5725.000	16.624	46.239	62.863	-5.357	68.220	PEAK

Product : Wireless/ Wired X-Ray Flat Panel Detectors  
 Test Item : Band Edge Data  
 Test Date : 2019/08/07  
 Test Mode : Mode 3 MIMO: Transmit (802.11n-20BW\_14.4Mbps)-Channel 149 (5745MHz)

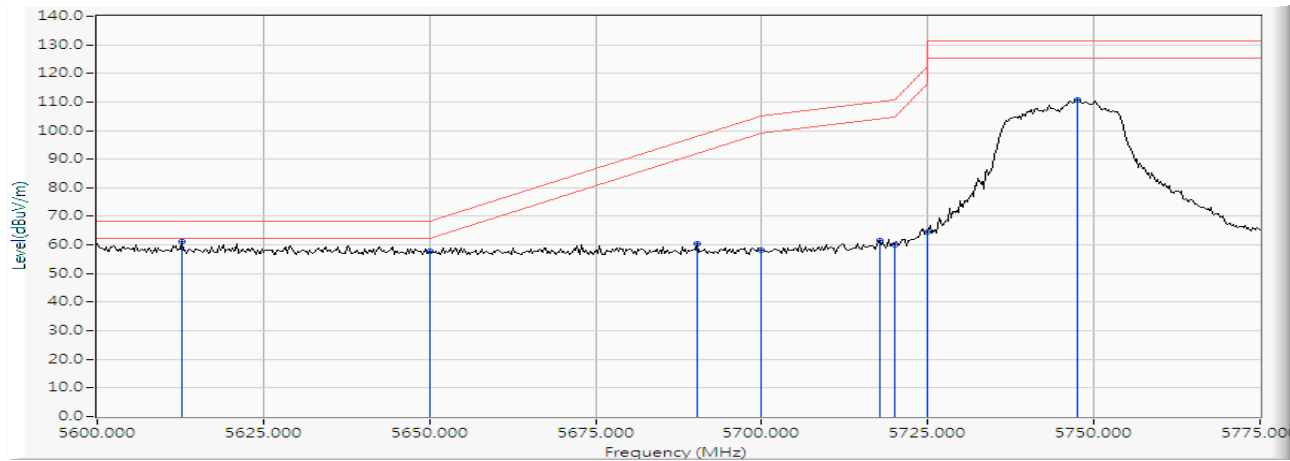
## Horizontal



		Frequency (MHz)	Correct Factor (dB)	Reading Level (dBuV)	Measure Level (dBuV/m)	Margin (dB)	Limit (dBuV/m)	Detector Type
1	*	5632.971	16.822	44.383	61.206	-7.014	68.220	PEAK
2		5650.000	16.772	41.735	58.507	-9.713	68.220	PEAK
3		5669.493	16.714	44.269	60.983	-21.654	82.637	PEAK
4		5700.000	16.636	42.910	59.546	-45.654	105.200	PEAK
5		5711.341	16.622	45.031	61.654	-46.721	108.375	PEAK
6		5720.000	16.623	44.140	60.763	-50.037	110.800	PEAK
7		5722.500	16.623	46.206	62.829	-53.671	116.500	PEAK
8		5725.000	16.624	45.946	62.570	-59.630	122.200	PEAK
9		5748.877	16.639	87.939	104.577	-26.623	131.200	PEAK

Product : Wireless/ Wired X-Ray Flat Panel Detectors  
 Test Item : Band Edge Data  
 Test Date : 2019/08/07  
 Test Mode : Mode 3 MIMO: Transmit (802.11n-20BW\_14.4Mbps)-Channel 149 (5745MHz)

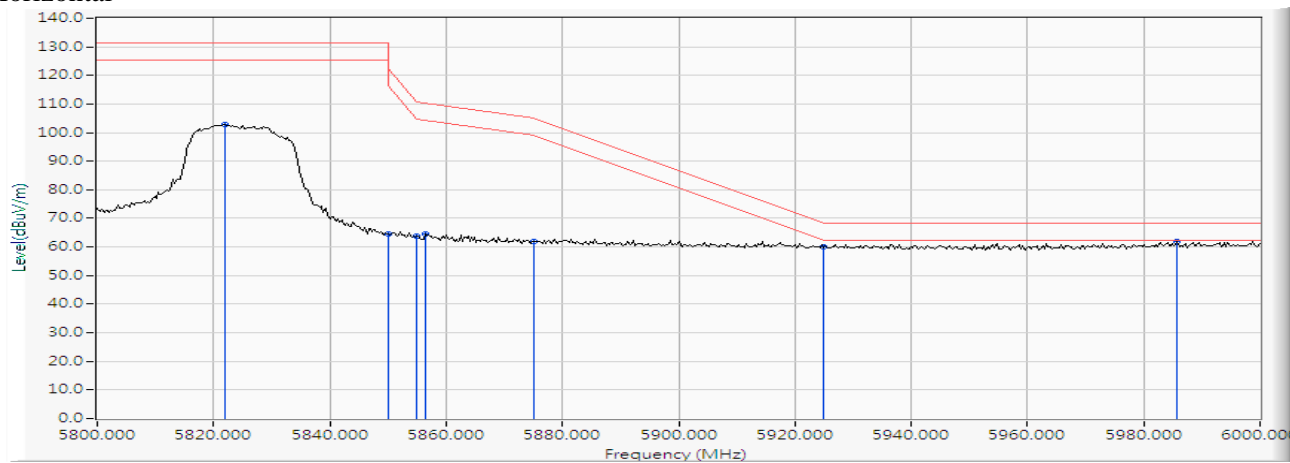
## Vertical



		Frequency (MHz)	Correct Factor (dB)	Reading Level (dBuV)	Measure Level (dBuV/m)	Margin (dB)	Limit (dBuV/m)	Detector Type
1	*	5612.681	16.883	44.220	61.103	-7.117	68.220	PEAK
2		5650.000	16.772	41.093	57.865	-10.355	68.220	PEAK
3		5690.290	16.652	43.737	60.389	-37.629	98.018	PEAK
4		5700.000	16.636	41.711	58.347	-46.853	105.200	PEAK
5		5717.681	16.623	45.072	61.695	-48.456	110.151	PEAK
6		5720.000	16.623	43.558	60.181	-50.619	110.800	PEAK
7		5725.000	16.624	47.899	64.523	-57.677	122.200	PEAK
8		5747.609	16.635	94.104	110.739	-20.461	131.200	PEAK

Product : Wireless/ Wired X-Ray Flat Panel Detectors  
 Test Item : Band Edge Data  
 Test Date : 2019/08/07  
 Test Mode : Mode 3 MIMO: Transmit (802.11n-20BW\_14.4Mbps)-Channel 165 (5825MHz)

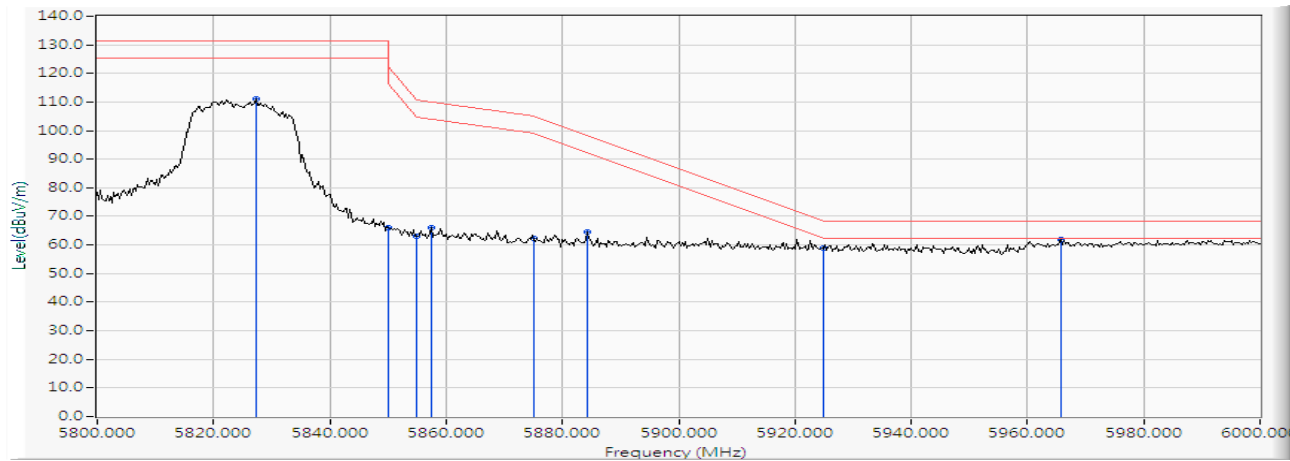
## Horizontal



		Frequency (MHz)	Correct Factor (dB)	Reading Level (dBuV)	Measure Level (dBuV/m)	Margin (dB)	Limit (dBuV/m)	Detector Type
1		5822.029	16.940	85.840	102.780	-28.420	131.200	PEAK
2		5850.000	17.081	47.394	64.475	-57.725	122.200	PEAK
3		5855.000	17.106	46.754	63.860	-46.940	110.800	PEAK
4		5856.522	17.114	47.411	64.525	-45.849	110.374	PEAK
5		5875.000	17.208	44.842	62.050	-43.150	105.200	PEAK
6		5925.000	17.361	42.660	60.021	-8.199	68.220	PEAK
7	*	5985.797	17.425	44.462	61.887	-6.333	68.220	PEAK

Product : Wireless/ Wired X-Ray Flat Panel Detectors  
 Test Item : Band Edge Data  
 Test Date : 2019/08/07  
 Test Mode : Mode 3 MIMO: Transmit (802.11n-20BW\_14.4Mbps)-Channel 165 (5825MHz)

## Vertical

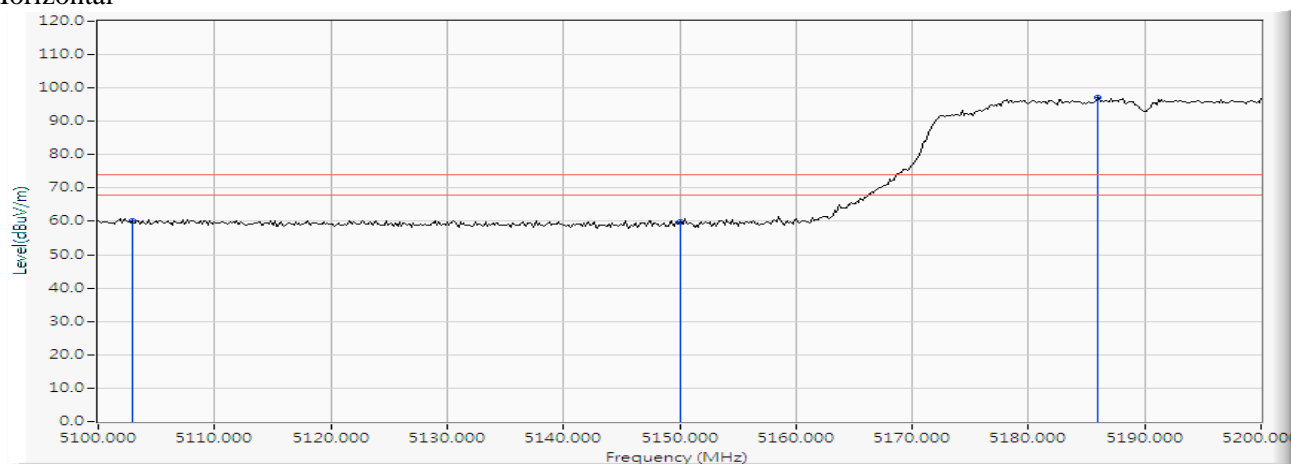


		Frequency (MHz)	Correct Factor (dB)	Reading Level (dBuV)	Measure Level (dBuV/m)	Margin (dB)	Limit (dBuV/m)	Detector Type
1		5827.246	16.966	93.995	110.961	-20.239	131.200	PEAK
2		5850.000	17.081	49.134	66.215	-55.985	122.200	PEAK
3		5855.000	17.106	46.048	63.154	-47.646	110.800	PEAK
4		5857.391	17.119	49.120	66.238	-43.893	110.131	PEAK
5		5875.000	17.208	45.094	62.302	-42.898	105.200	PEAK
6		5884.348	17.254	47.408	64.663	-33.623	98.286	PEAK
7		5925.000	17.361	41.514	58.875	-9.345	68.220	PEAK
8	*	5965.797	17.405	44.392	61.797	-6.423	68.220	PEAK



Product : Wireless/ Wired X-Ray Flat Panel Detectors  
 Test Item : Band Edge Data  
 Test Date : 2019/08/06  
 Test Mode : Mode 3 MIMO: Transmit (802.11n-40BW\_30Mbps)-Channel 38 (5190MHz)

## Horizontal



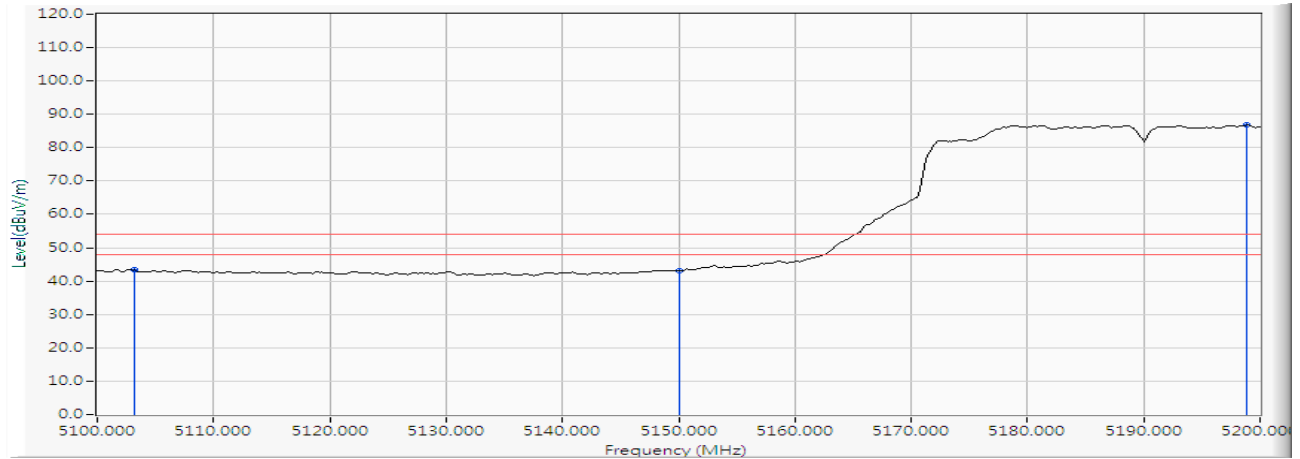
		Frequency (MHz)	Correct Factor (dB)	Reading Level (dBuV)	Measure Level (dBuV/m)	Margin (dB)	Limit (dBuV/m)	Detector Type
1		5102.899	16.703	43.582	60.285	-13.715	74.000	PEAK
2		5150.000	16.185	43.652	59.837	-14.163	74.000	PEAK
3	*	5185.942	15.775	81.244	97.019	--	--	PEAK

## Note:

1. All readings above 1GHz are performed with peak and/or average measurements as necessary.
2. Measurement Level = Reading Level + Correct Factor.
3. The average measurement was not performed when the peak measured data under the limit of average detection.

Product : Wireless/ Wired X-Ray Flat Panel Detectors  
 Test Item : Band Edge Data  
 Test Date : 2019/08/06  
 Test Mode : Mode 3 MIMO: Transmit (802.11n-40BW\_30Mbps)-Channel 38 (5190MHz)

## Horizontal



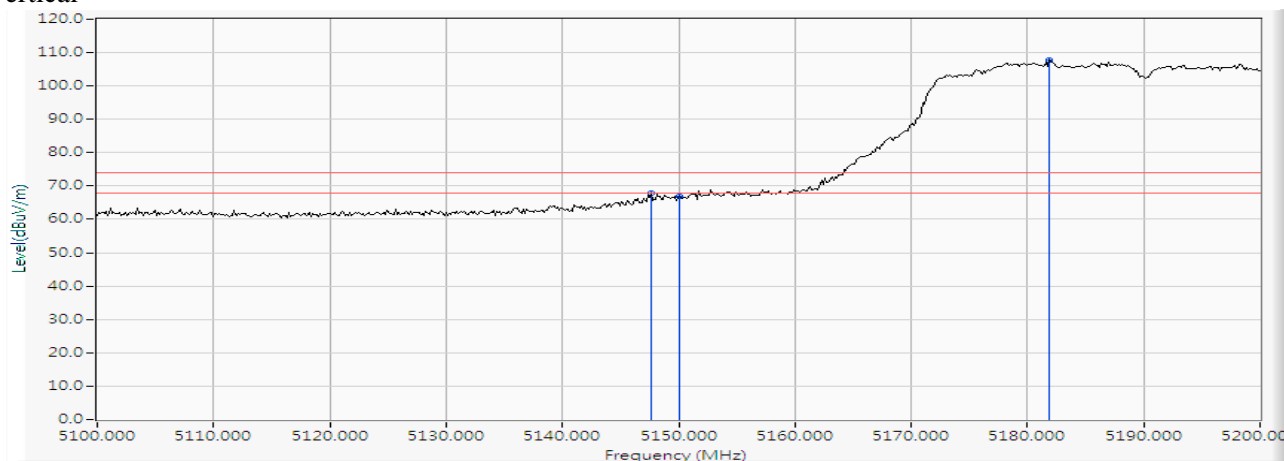
		Frequency (MHz)	Correct Factor (dB)	Reading Level (dBuV)	Measure Level (dBuV/m)	Margin (dB)	Limit (dBuV/m)	Detector Type
1		5103.188	16.701	26.571	43.272	-10.728	54.000	AVERAGE
2		5150.000	16.185	26.806	42.991	-11.009	54.000	AVERAGE
3	*	5198.841	15.628	71.094	86.722	--	--	AVERAGE

## Note:

1. All readings above 1GHz are performed with peak and/or average measurements as necessary.
2. Measurement Level = Reading Level + Correct Factor.
3. The average measurement was not performed when the peak measured data under the limit of average detection.

Product : Wireless/ Wired X-Ray Flat Panel Detectors  
 Test Item : Band Edge Data  
 Test Date : 2019/08/06  
 Test Mode : Mode 3 MIMO: Transmit (802.11n-40BW\_30Mbps)-Channel 38 (5190MHz)

## Vertical



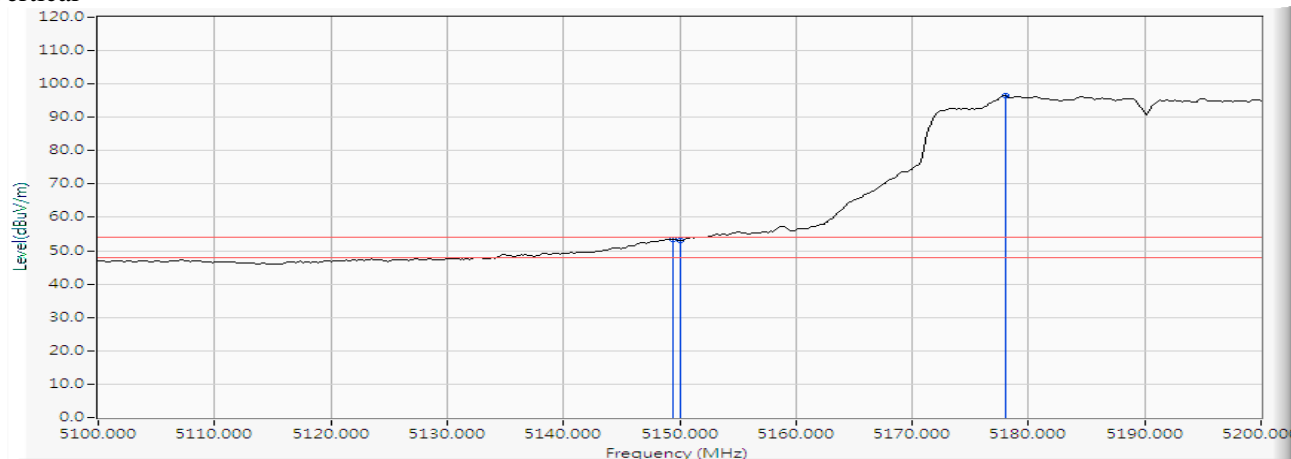
		Frequency (MHz)	Correct Factor (dB)	Reading Level (dBuV)	Measure Level (dBuV/m)	Margin (dB)	Limit (dBuV/m)	Detector Type
1		5147.681	16.212	51.564	67.775	-6.225	74.000	PEAK
2		5150.000	16.185	50.861	67.046	-6.954	74.000	PEAK
3	*	5181.884	15.821	91.844	107.665	--	--	PEAK

## Note:

1. All readings above 1GHz are performed with peak and/or average measurements as necessary.
2. Measurement Level = Reading Level + Correct Factor.
3. The average measurement was not performed when the peak measured data under the limit of average detection.

Product : Wireless/ Wired X-Ray Flat Panel Detectors  
 Test Item : Band Edge Data  
 Test Date : 2019/08/06  
 Test Mode : Mode 3 MIMO: Transmit (802.11n-40BW\_30Mbps)-Channel 38 (5190MHz)

Vertical



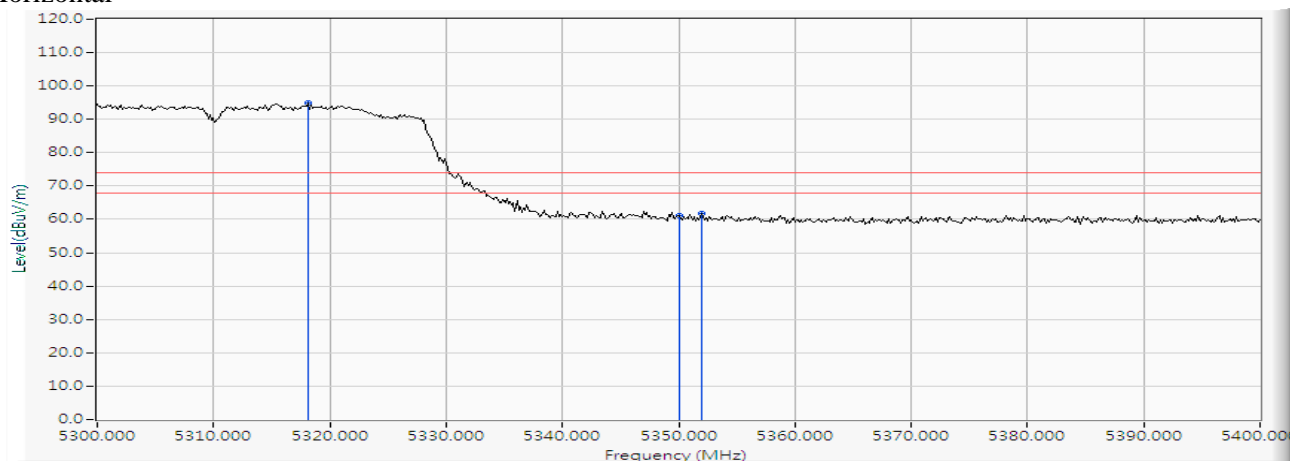
		Frequency (MHz)	Correct Factor (dB)	Reading Level (dBuV)	Measure Level (dBuV/m)	Margin (dB)	Limit (dBuV/m)	Detector Type
1		5149.420	16.191	37.331	53.522	-0.478	54.000	AVERAGE
2		5150.000	16.185	36.840	53.025	-0.975	54.000	AVERAGE
3	*	5177.971	15.866	80.572	96.438	--	--	AVERAGE

Note:

1. All readings above 1GHz are performed with peak and/or average measurements as necessary.
2. Measurement Level = Reading Level + Correct Factor.
3. The average measurement was not performed when the peak measured data under the limit of average detection.

Product : Wireless/ Wired X-Ray Flat Panel Detectors  
 Test Item : Band Edge Data  
 Test Date : 2019/08/06  
 Test Mode : Mode 3 MIMO: Transmit (802.11n-40BW\_30Mbps)-Channel 62 (5310MHz)

## Horizontal



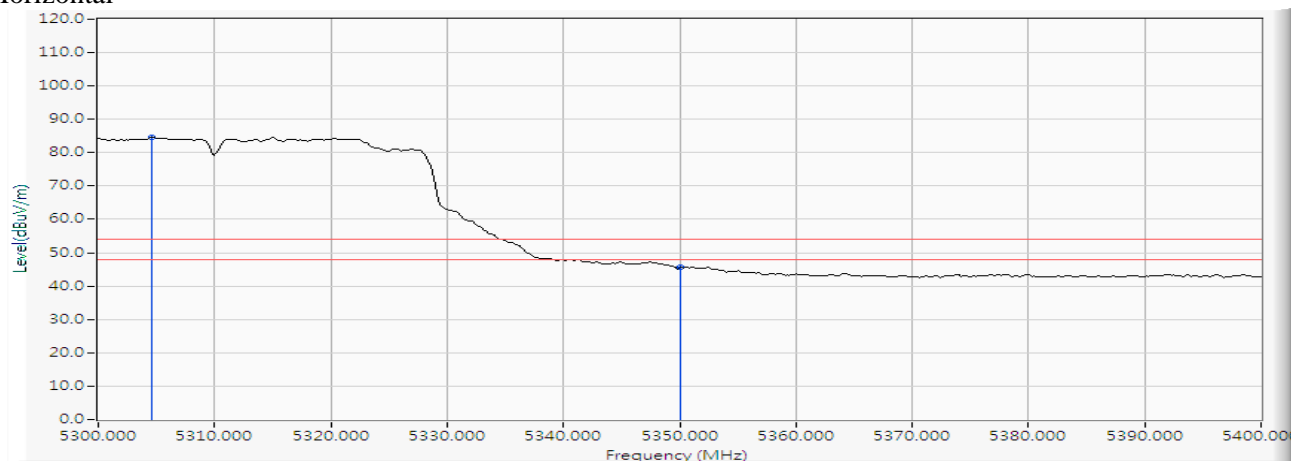
		Frequency (MHz)	Correct Factor (dB)	Reading Level (dBuV)	Measure Level (dBuV/m)	Margin (dB)	Limit (dBuV/m)	Detector Type
1	*	5318.116	15.555	79.221	94.776	--	--	PEAK
2		5350.000	15.865	45.193	61.057	-12.943	74.000	PEAK
3		5352.029	15.884	45.996	61.880	-12.120	74.000	PEAK

## Note:

1. All readings above 1GHz are performed with peak and/or average measurements as necessary.
2. Measurement Level = Reading Level + Correct Factor.
3. The average measurement was not performed when the peak measured data under the limit of average detection.

Product : Wireless/ Wired X-Ray Flat Panel Detectors  
 Test Item : Band Edge Data  
 Test Date : 2019/08/06  
 Test Mode : Mode 3 MIMO: Transmit (802.11n-40BW\_30Mbps)-Channel 62 (5310MHz)

## Horizontal



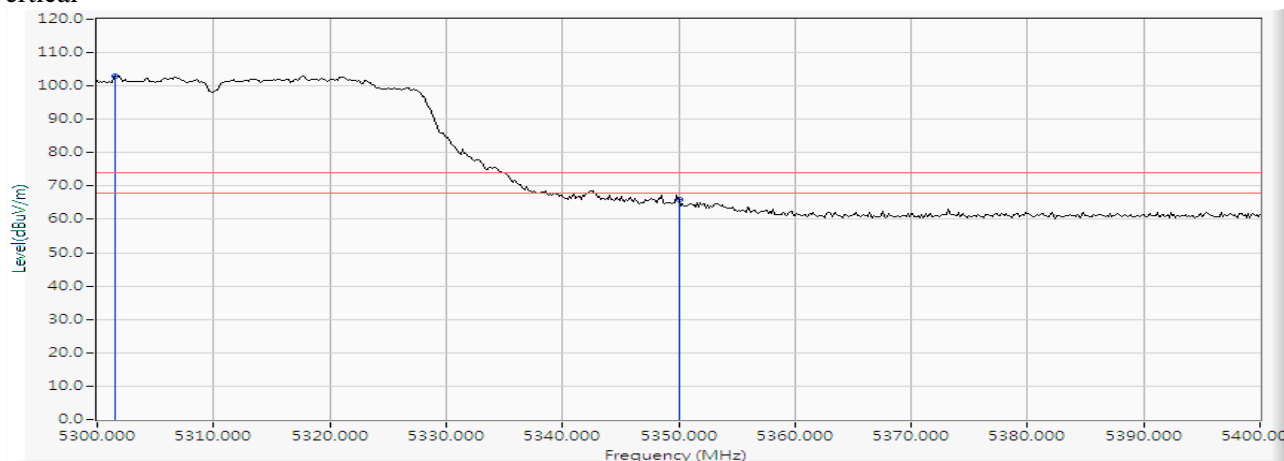
		Frequency (MHz)	Correct Factor (dB)	Reading Level (dBuV)	Measure Level (dBuV/m)	Margin (dB)	Limit (dBuV/m)	Detector Type
1	*	5304.638	15.424	69.189	84.613	--	--	AVERAGE
2		5350.000	15.865	29.673	45.537	-8.463	54.000	AVERAGE

## Note:

1. All readings above 1GHz are performed with peak and/or average measurements as necessary.
2. Measurement Level = Reading Level + Correct Factor.
3. The average measurement was not performed when the peak measured data under the limit of average detection.

Product : Wireless/ Wired X-Ray Flat Panel Detectors  
 Test Item : Band Edge Data  
 Test Date : 2019/08/06  
 Test Mode : Mode 3 MIMO: Transmit (802.11n-40BW\_30Mbps)-Channel 62 (5310MHz)

Vertical



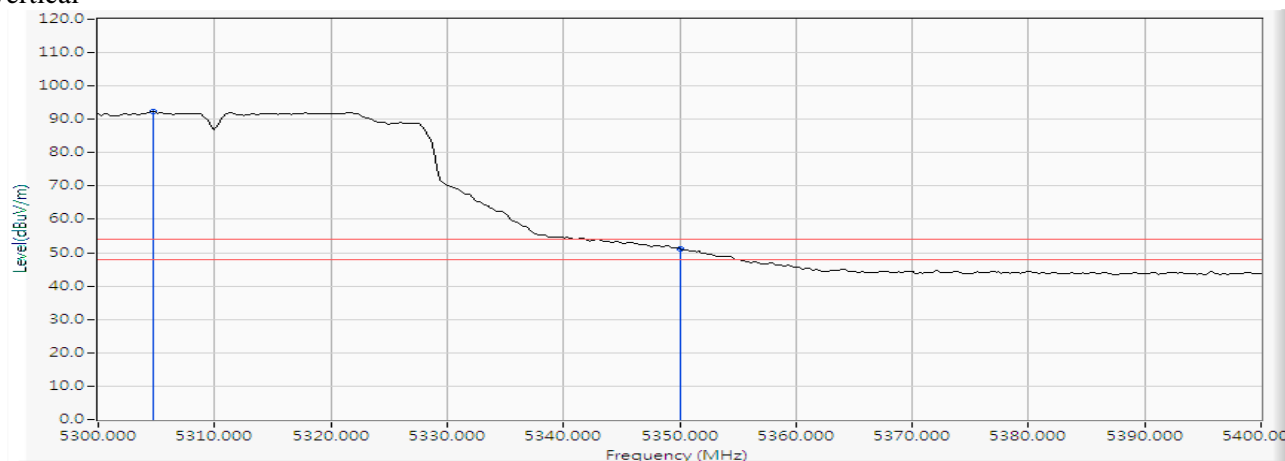
		Frequency (MHz)	Correct Factor (dB)	Reading Level (dBuV)	Measure Level (dBuV/m)	Margin (dB)	Limit (dBuV/m)	Detector Type
1	*	5301.594	15.396	87.657	103.052	--	--	PEAK
2		5350.000	15.865	49.982	65.846	-8.154	74.000	PEAK

Note:

1. All readings above 1GHz are performed with peak and/or average measurements as necessary.
2. Measurement Level = Reading Level + Correct Factor.
3. The average measurement was not performed when the peak measured data under the limit of average detection.

Product : Wireless/ Wired X-Ray Flat Panel Detectors  
 Test Item : Band Edge Data  
 Test Date : 2019/08/06  
 Test Mode : Mode 3 MIMO: Transmit (802.11n-40BW\_30Mbps)-Channel 62 (5310MHz)

Vertical



		Frequency (MHz)	Correct Factor (dB)	Reading Level (dBuV)	Measure Level (dBuV/m)	Margin (dB)	Limit (dBuV/m)	Detector Type
1	*	5304.783	15.425	76.805	92.231	--	--	AVERAGE
2		5350.000	15.865	35.382	51.246	-2.754	54.000	AVERAGE

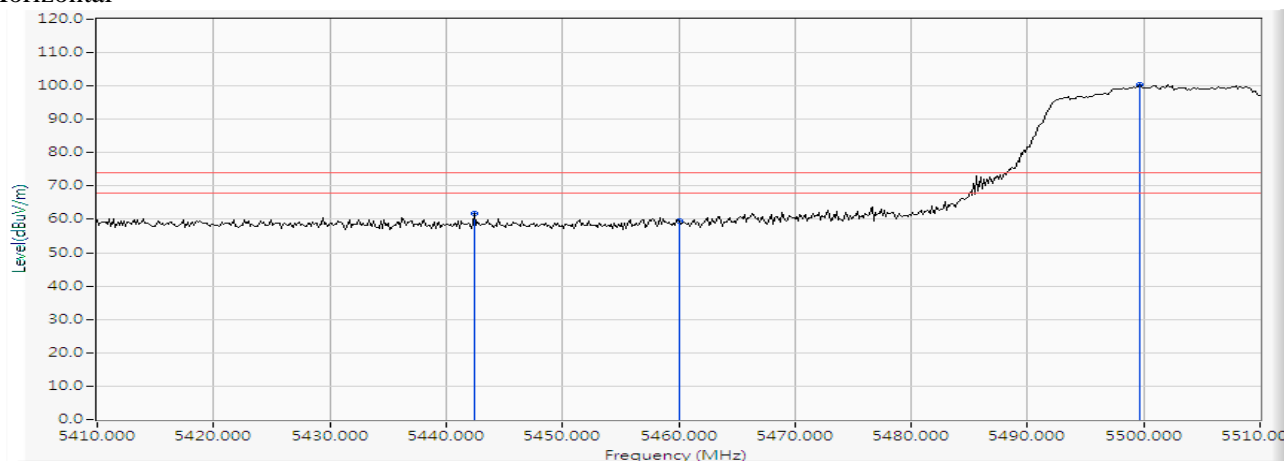
Note:

1. All readings above 1GHz are performed with peak and/or average measurements as necessary.
2. Measurement Level = Reading Level + Correct Factor.
3. The average measurement was not performed when the peak measured data under the limit of average detection.



Product : Wireless/ Wired X-Ray Flat Panel Detectors  
 Test Item : Band Edge Data  
 Test Date : 2019/08/07  
 Test Mode : Mode 3 MIMO: Transmit (802.11n-40BW\_30Mbps)-Channel 102 (5510MHz)

## Horizontal



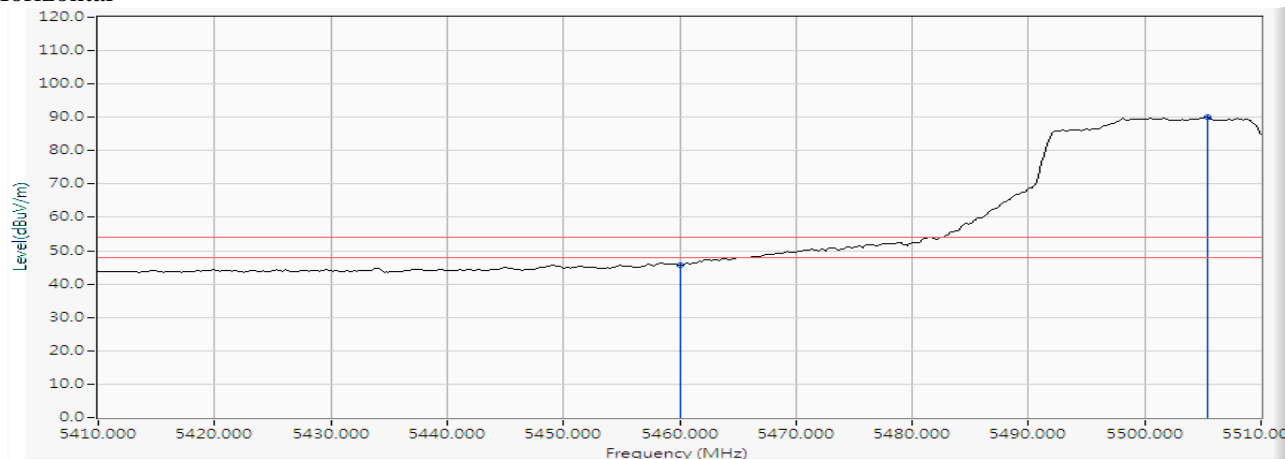
		Frequency (MHz)	Correct Factor (dB)	Reading Level (dBuV)	Measure Level (dBuV/m)	Margin (dB)	Limit (dBuV/m)	Detector Type
1		5442.464	16.718	44.955	61.673	-12.327	74.000	PEAK
2		5460.000	16.870	42.618	59.488	-14.512	74.000	PEAK
3	*	5499.710	17.176	83.152	100.327	--	--	PEAK

## Note:

1. All readings above 1GHz are performed with peak and/or average measurements as necessary.
2. Measurement Level = Reading Level + Correct Factor.
3. The average measurement was not performed when the peak measured data under the limit of average detection.

Product : Wireless/ Wired X-Ray Flat Panel Detectors  
 Test Item : Band Edge Data  
 Test Date : 2019/08/07  
 Test Mode : Mode 3 MIMO: Transmit (802.11n-40BW\_30Mbps)-Channel 102 (5510MHz)

## Horizontal



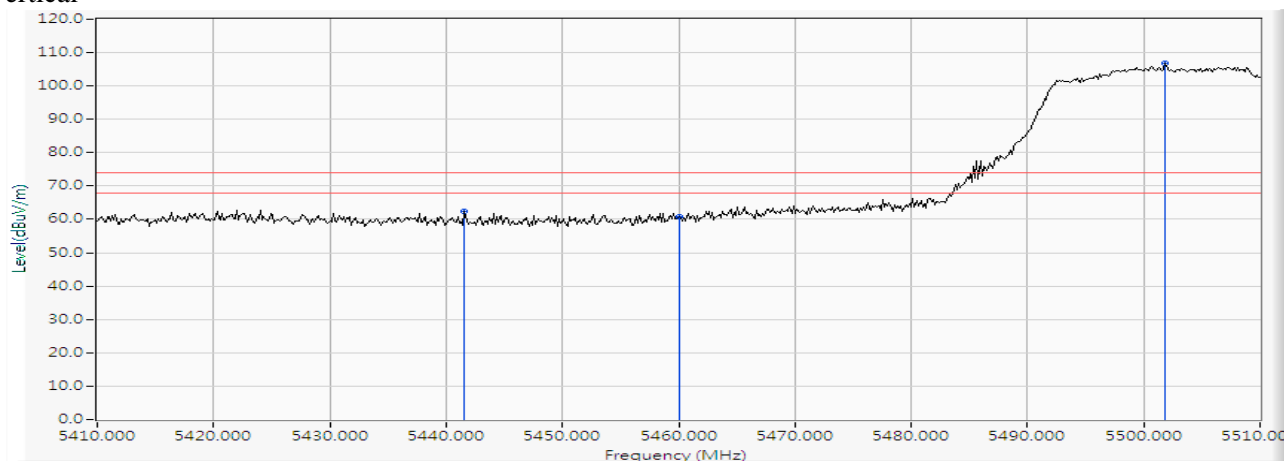
		Frequency (MHz)	Correct Factor (dB)	Reading Level (dBuV)	Measure Level (dBuV/m)	Margin (dB)	Limit (dBuV/m)	Detector Type
1		5460.000	16.870	28.902	45.772	-8.228	54.000	AVERAGE
2	*	5505.362	17.202	72.783	89.985	--	--	AVERAGE

## Note:

1. All readings above 1GHz are performed with peak and/or average measurements as necessary.
2. Measurement Level = Reading Level + Correct Factor.
3. The average measurement was not performed when the peak measured data under the limit of average detection.

Product : Wireless/ Wired X-Ray Flat Panel Detectors  
 Test Item : Band Edge Data  
 Test Date : 2019/08/07  
 Test Mode : Mode 3 MIMO: Transmit (802.11n-40BW\_30Mbps)-Channel 102 (5510MHz)

## Vertical



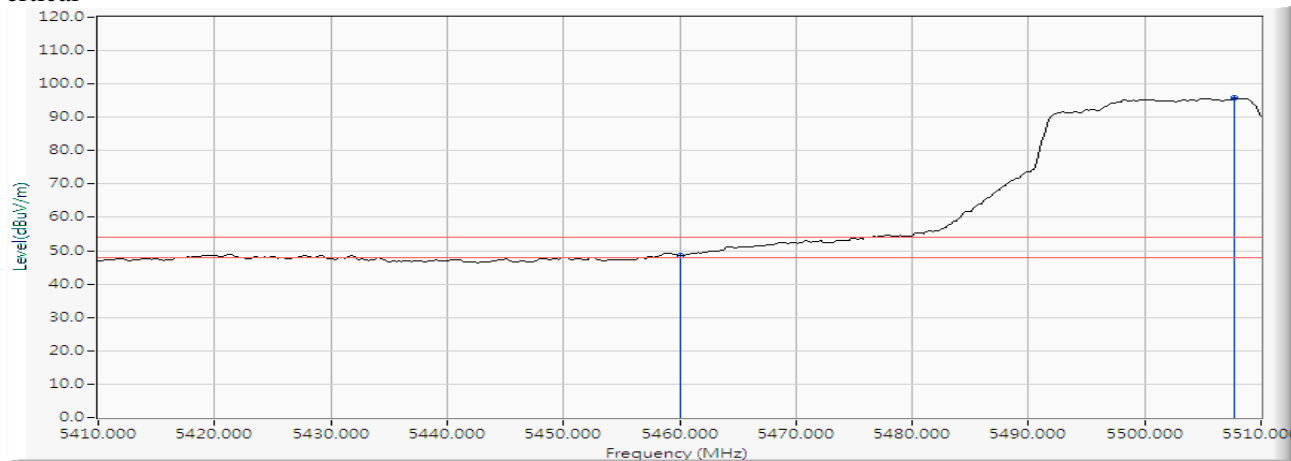
		Frequency (MHz)	Correct Factor (dB)	Reading Level (dBuV)	Measure Level (dBuV/m)	Margin (dB)	Limit (dBuV/m)	Detector Type
1		5441.594	16.710	45.723	62.433	-11.567	74.000	PEAK
2		5460.000	16.870	43.925	60.795	-13.205	74.000	PEAK
3	*	5501.884	17.188	89.506	106.693	--	--	PEAK

## Note:

1. All readings above 1GHz are performed with peak and/or average measurements as necessary.
2. Measurement Level = Reading Level + Correct Factor.
3. The average measurement was not performed when the peak measured data under the limit of average detection.

Product : Wireless/ Wired X-Ray Flat Panel Detectors  
 Test Item : Band Edge Data  
 Test Date : 2019/08/07  
 Test Mode : Mode 3 MIMO: Transmit (802.11n-40BW\_30Mbps)-Channel 102 (5510MHz)

Vertical



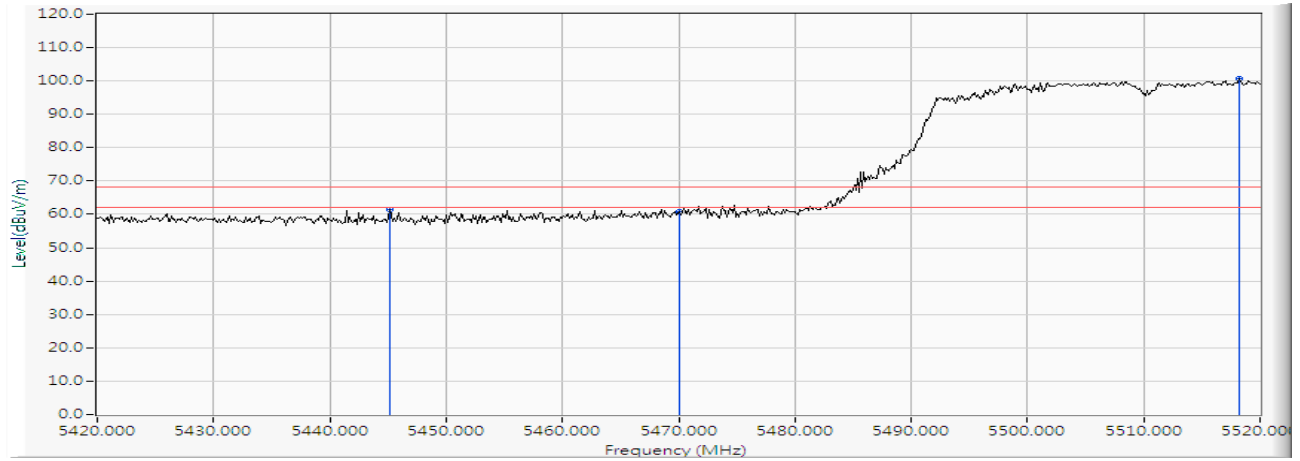
		Frequency (MHz)	Correct Factor (dB)	Reading Level (dBuV)	Measure Level (dBuV/m)	Margin (dB)	Limit (dBuV/m)	Detector Type
1		5460.000	16.870	31.717	48.587	-5.413	54.000	AVERAGE
2	*	5507.681	17.195	78.517	95.712	--	--	AVERAGE

Note:

1. All readings above 1GHz are performed with peak and/or average measurements as necessary.
2. Measurement Level = Reading Level + Correct Factor.
3. The average measurement was not performed when the peak measured data under the limit of average detection.

Product : Wireless/ Wired X-Ray Flat Panel Detectors  
 Test Item : Band Edge Data  
 Test Date : 2019/08/07  
 Test Mode : Mode 3 MIMO: Transmit (802.11n-40BW\_30Mbps)-Channel 102 (5510MHz)

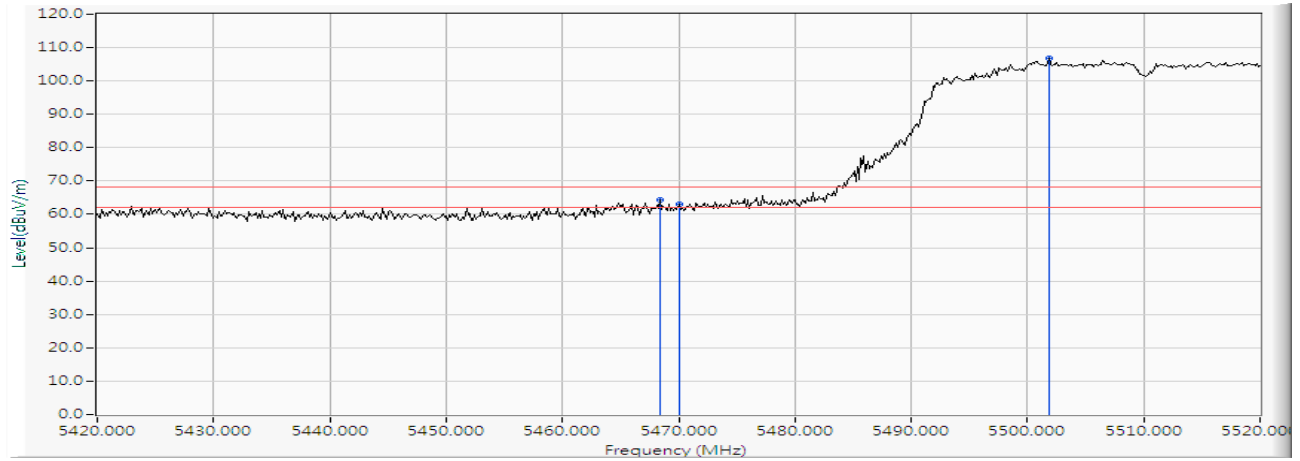
## Horizontal



		Frequency (MHz)	Correct Factor (dB)	Reading Level (dBuV)	Measure Level (dBuV/m)	Margin (dB)	Limit (dBuV/m)	Detector Type
1		5445.217	16.741	44.731	61.472	-6.748	68.220	PEAK
2		5470.000	16.957	43.710	60.667	-7.553	68.220	PEAK
3	*	5518.261	17.163	83.528	100.691	--	--	PEAK

Product : Wireless/ Wired X-Ray Flat Panel Detectors  
 Test Item : Band Edge Data  
 Test Date : 2019/08/07  
 Test Mode : Mode 3 MIMO: Transmit (802.11n-40BW\_30Mbps)-Channel 102 (5510MHz)

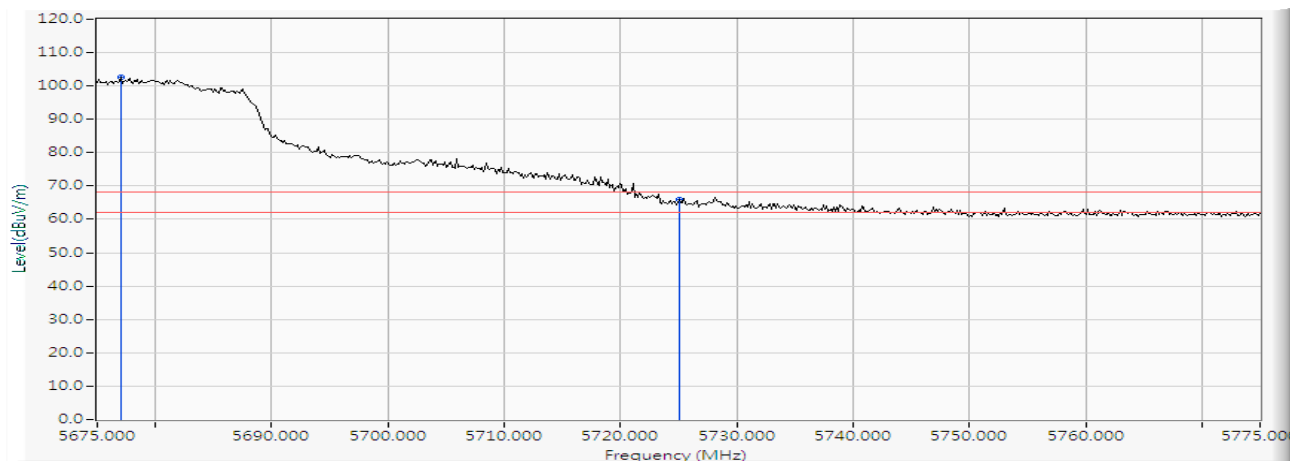
## Vertical



		Frequency (MHz)	Correct Factor (dB)	Reading Level (dBuV)	Measure Level (dBuV/m)	Margin (dB)	Limit (dBuV/m)	Detector Type
1		5468.406	16.943	47.418	64.361	-3.859	68.220	PEAK
2		5470.000	16.957	46.131	63.088	-5.132	68.220	PEAK
3	*	5501.884	17.188	89.528	106.715	--	--	PEAK

Product : Wireless/ Wired X-Ray Flat Panel Detectors  
 Test Item : Band Edge Data  
 Test Date : 2019/08/07  
 Test Mode : Mode 3 MIMO: Transmit (802.11n-40BW\_30Mbps)-Channel 134 (5670MHz)

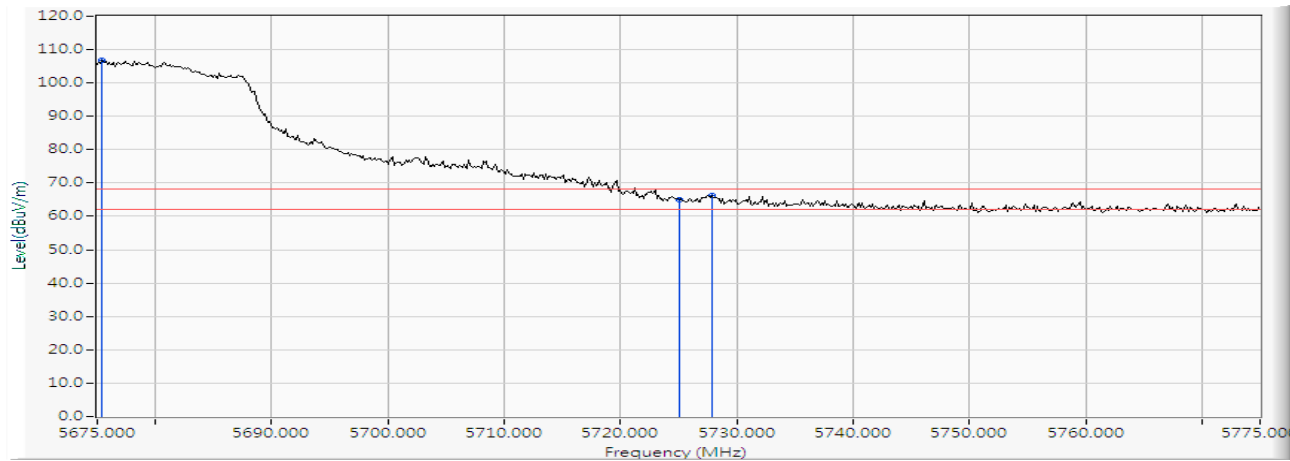
## Horizontal



		Frequency (MHz)	Correct Factor (dB)	Reading Level (dBuV)	Measure Level (dBuV/m)	Margin (dB)	Limit (dBuV/m)	Detector Type
1	*	5677.029	16.693	86.051	102.743	--	--	PEAK
2		5725.000	16.624	49.388	66.012	-2.208	68.220	PEAK

Product : Wireless/ Wired X-Ray Flat Panel Detectors  
 Test Item : Band Edge Data  
 Test Date : 2019/08/07  
 Test Mode : Mode 3 MIMO: Transmit (802.11n-40BW\_30Mbps)-Channel 134 (5670MHz)

## Vertical

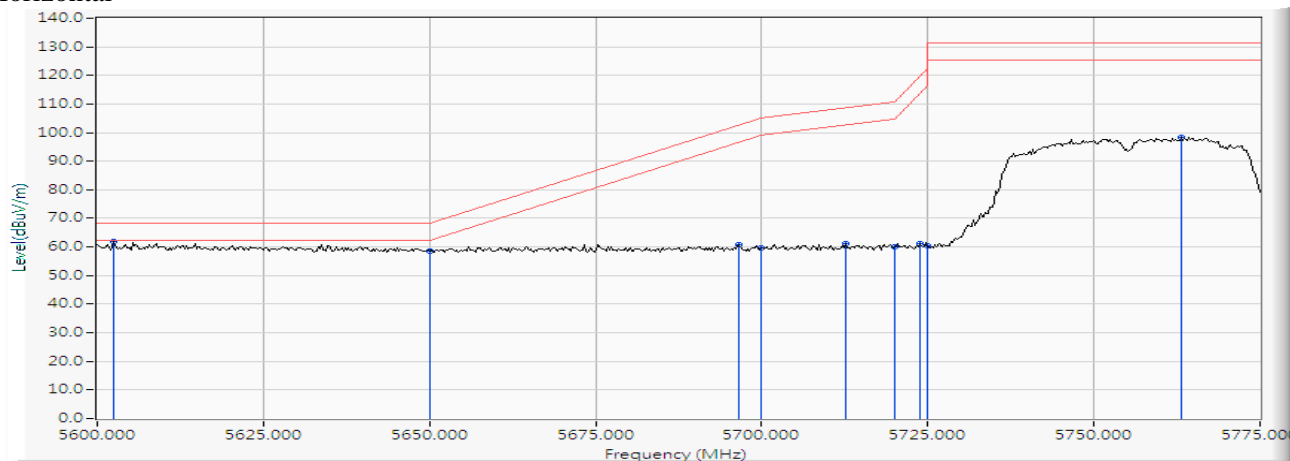


		Frequency (MHz)	Correct Factor (dB)	Reading Level (dBuV)	Measure Level (dBuV/m)	Margin (dB)	Limit (dBuV/m)	Detector Type
1	*	5675.435	16.697	90.041	106.738	--	--	PEAK
2		5725.000	16.624	48.487	65.111	-3.109	68.220	PEAK
3		5727.899	16.624	49.670	66.294	-1.926	68.220	PEAK



Product : Wireless/ Wired X-Ray Flat Panel Detectors  
 Test Item : Band Edge Data  
 Test Date : 2019/08/07  
 Test Mode : Mode 3 MIMO: Transmit (802.11n-40BW\_30Mbps)-Channel 151 (5755MHz)

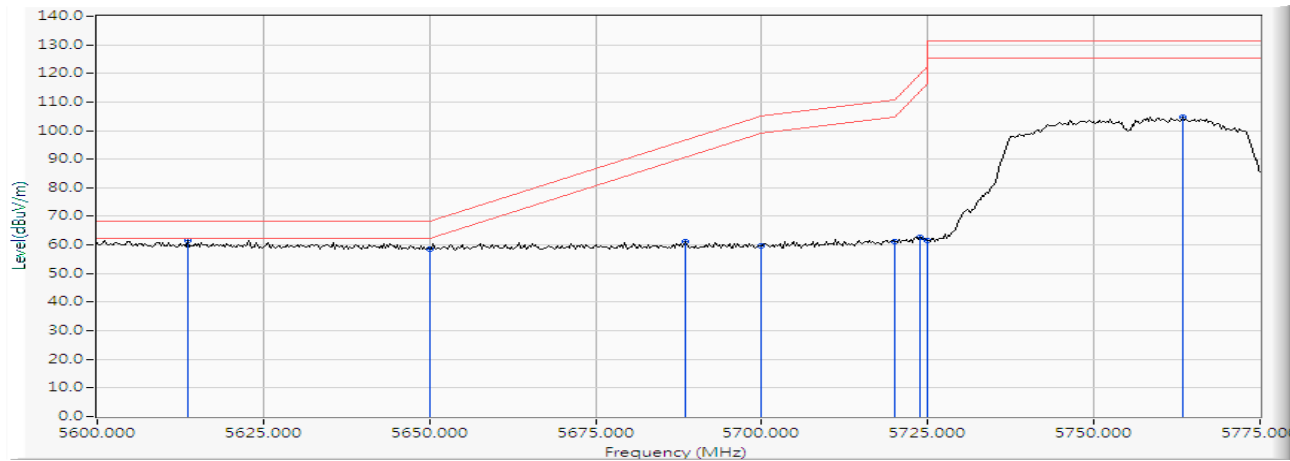
## Horizontal



		Frequency (MHz)	Correct Factor (dB)	Reading Level (dBuV)	Measure Level (dBuV/m)	Margin (dB)	Limit (dBuV/m)	Detector Type
1	*	5602.536	16.913	45.148	62.061	-6.159	68.220	PEAK
2		5650.000	16.772	41.898	58.670	-9.550	68.220	PEAK
3		5696.630	16.641	44.223	60.864	-41.844	102.708	PEAK
4		5700.000	16.636	43.042	59.678	-45.522	105.200	PEAK
5		5712.609	16.623	44.490	61.113	-47.618	108.731	PEAK
6		5720.000	16.623	43.593	60.216	-50.584	110.800	PEAK
7		5723.768	16.623	44.654	61.278	-58.113	119.391	PEAK
8		5725.000	16.624	43.649	60.273	-61.927	122.200	PEAK
9		5763.080	16.678	81.687	98.366	-32.834	131.200	PEAK

Product : Wireless/ Wired X-Ray Flat Panel Detectors  
 Test Item : Band Edge Data  
 Test Date : 2019/08/07  
 Test Mode : Mode 3 MIMO: Transmit (802.11n-40BW\_30Mbps)-Channel 151 (5755MHz)

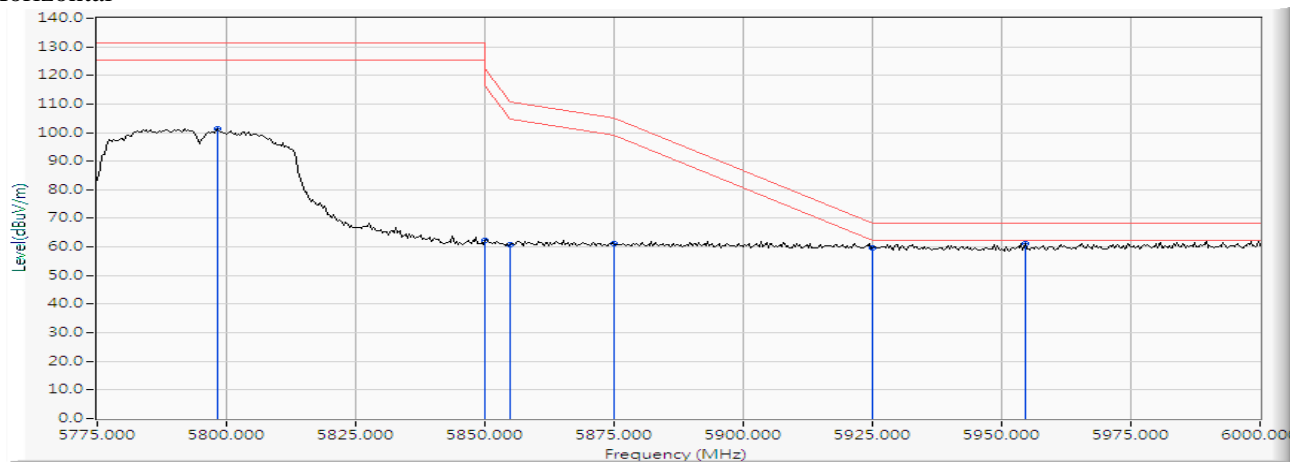
## Vertical



		Frequency (MHz)	Correct Factor (dB)	Reading Level (dBuV)	Measure Level (dBuV/m)	Margin (dB)	Limit (dBuV/m)	Detector Type
1	*	5613.696	16.880	44.839	61.719	-6.501	68.220	PEAK
2		5650.000	16.772	41.873	58.645	-9.575	68.220	PEAK
3		5688.514	16.658	44.469	61.127	-35.578	96.705	PEAK
4		5700.000	16.636	43.021	59.657	-45.543	105.200	PEAK
5		5720.000	16.623	44.546	61.169	-49.631	110.800	PEAK
6		5723.768	16.623	46.197	62.821	-56.570	119.391	PEAK
7		5725.000	16.624	44.875	61.499	-60.701	122.200	PEAK
8		5763.333	16.679	87.914	104.594	-26.606	131.200	PEAK

Product : Wireless/ Wired X-Ray Flat Panel Detectors  
 Test Item : Band Edge Data  
 Test Date : 2019/08/07  
 Test Mode : Mode 3 MIMO: Transmit (802.11n-40BW\_30Mbps)-Channel 159 (5795MHz)

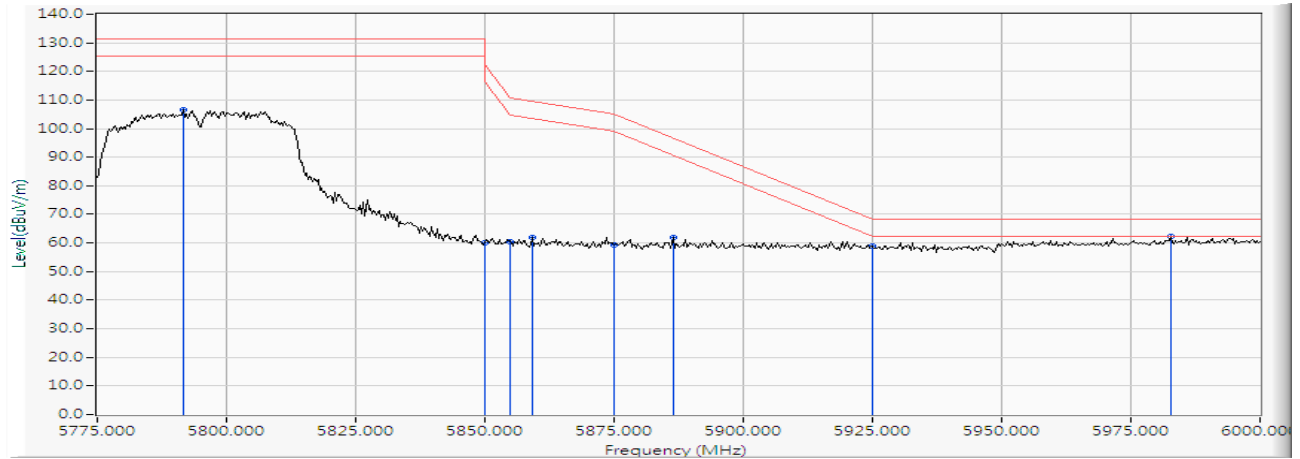
## Horizontal



		Frequency (MHz)	Correct Factor (dB)	Reading Level (dBuV)	Measure Level (dBuV/m)	Margin (dB)	Limit (dBuV/m)	Detector Type
1		5798.152	16.823	84.553	101.376	-29.824	131.200	PEAK
2		5850.000	17.081	45.097	62.178	-60.022	122.200	PEAK
3		5855.000	17.106	43.779	60.885	-49.915	110.800	PEAK
4		5875.000	17.208	43.923	61.131	-44.069	105.200	PEAK
5		5925.000	17.361	42.165	59.526	-8.694	68.220	PEAK
6	*	5954.674	17.392	43.640	61.032	-7.188	68.220	PEAK

Product : Wireless/ Wired X-Ray Flat Panel Detectors  
 Test Item : Band Edge Data  
 Test Date : 2019/08/07  
 Test Mode : Mode 3 MIMO: Transmit (802.11n-40BW\_30Mbps)-Channel 159 (5795MHz)

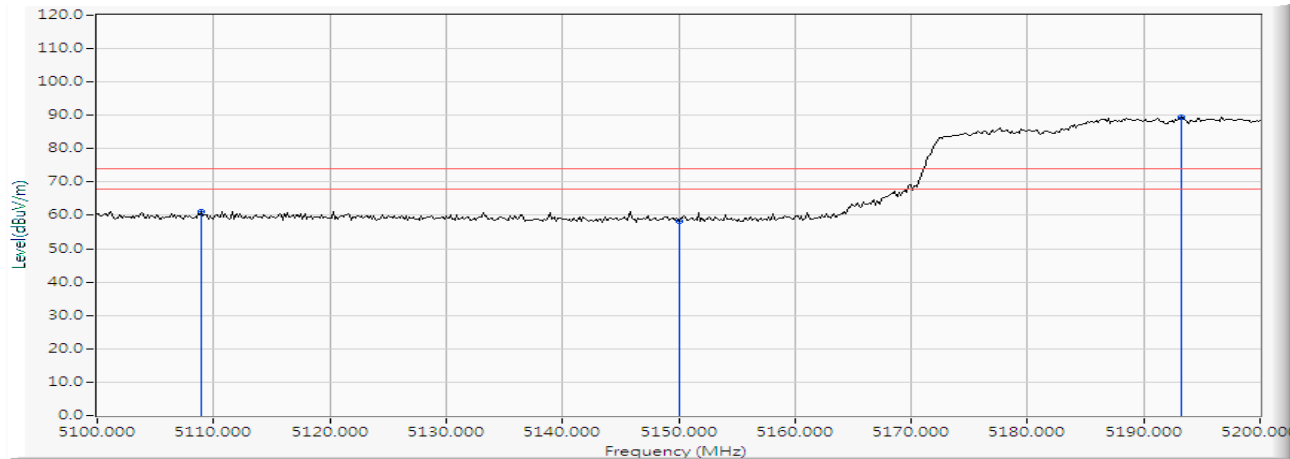
## Vertical



		Frequency (MHz)	Correct Factor (dB)	Reading Level (dBuV)	Measure Level (dBuV/m)	Margin (dB)	Limit (dBuV/m)	Detector Type
1		5791.630	16.795	89.761	106.556	-24.644	131.200	PEAK
2		5850.000	17.081	42.884	59.965	-62.235	122.200	PEAK
3		5855.000	17.106	43.345	60.451	-50.349	110.800	PEAK
4		5859.130	17.128	44.683	61.810	-47.834	109.644	PEAK
5		5875.000	17.208	42.267	59.475	-45.725	105.200	PEAK
6		5886.522	17.265	44.543	61.809	-34.869	96.678	PEAK
7		5925.000	17.361	41.728	59.089	-9.131	68.220	PEAK
8	*	5982.717	17.422	44.843	62.265	-5.955	68.220	PEAK

Product : Wireless/ Wired X-Ray Flat Panel Detectors  
 Test Item : Band Edge Data  
 Test Date : 2019/08/06  
 Test Mode : Mode 3 MIMO: Transmit (802.11ac-80BW\_65Mbps) -Channel 42 (5210MHz)

## Horizontal



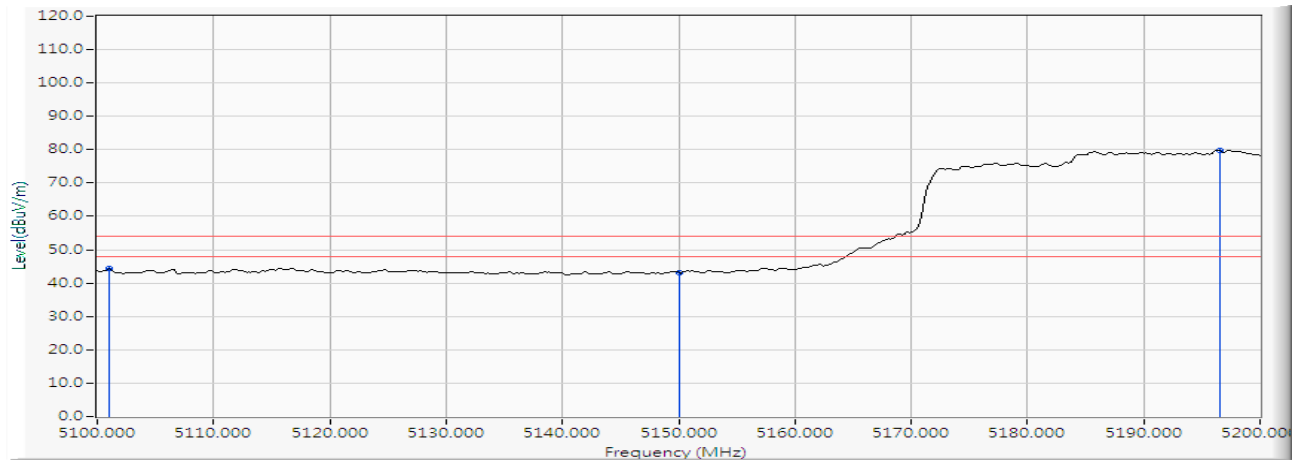
		Frequency (MHz)	Correct Factor (dB)	Reading Level (dBuV)	Measure Level (dBuV/m)	Margin (dB)	Limit (dBuV/m)	Detector Type
1		5108.986	16.644	44.432	61.076	-12.924	74.000	PEAK
2		5150.000	16.185	42.082	58.267	-15.733	74.000	PEAK
3	*	5193.188	15.692	73.738	89.430	--	--	PEAK

## Note:

1. All readings above 1GHz are performed with peak and/or average measurements as necessary.
2. Measurement Level = Reading Level + Correct Factor.
3. The average measurement was not performed when the peak measured data under the limit of average detection.

Product : Wireless/ Wired X-Ray Flat Panel Detectors  
 Test Item : Band Edge Data  
 Test Date : 2019/08/06  
 Test Mode : Mode 3 MIMO: Transmit (802.11ac-80BW\_65Mbps) -Channel 42 (5210MHz)

## Horizontal



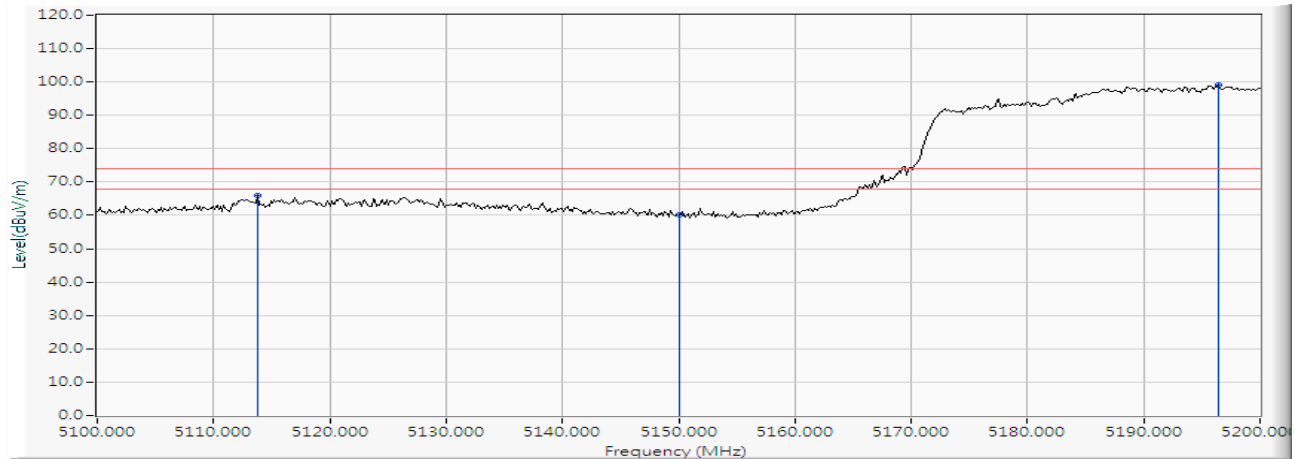
		Frequency (MHz)	Correct Factor (dB)	Reading Level (dBuV)	Measure Level (dBuV/m)	Margin (dB)	Limit (dBuV/m)	Detector Type
1		5101.014	16.721	27.579	44.301	-9.699	54.000	AVERAGE
2		5150.000	16.185	26.834	43.019	-10.981	54.000	AVERAGE
3	*	5196.522	15.655	64.222	79.876	--	--	AVERAGE

## Note:

1. All readings above 1GHz are performed with peak and/or average measurements as necessary.
2. Measurement Level = Reading Level + Correct Factor.
3. The average measurement was not performed when the peak measured data under the limit of average detection.

Product : Wireless/ Wired X-Ray Flat Panel Detectors  
 Test Item : Band Edge Data  
 Test Date : 2019/08/06  
 Test Mode : Mode 3 MIMO: Transmit (802.11ac-80BW\_65Mbps) -Channel 42 (5210MHz)

## Vertical



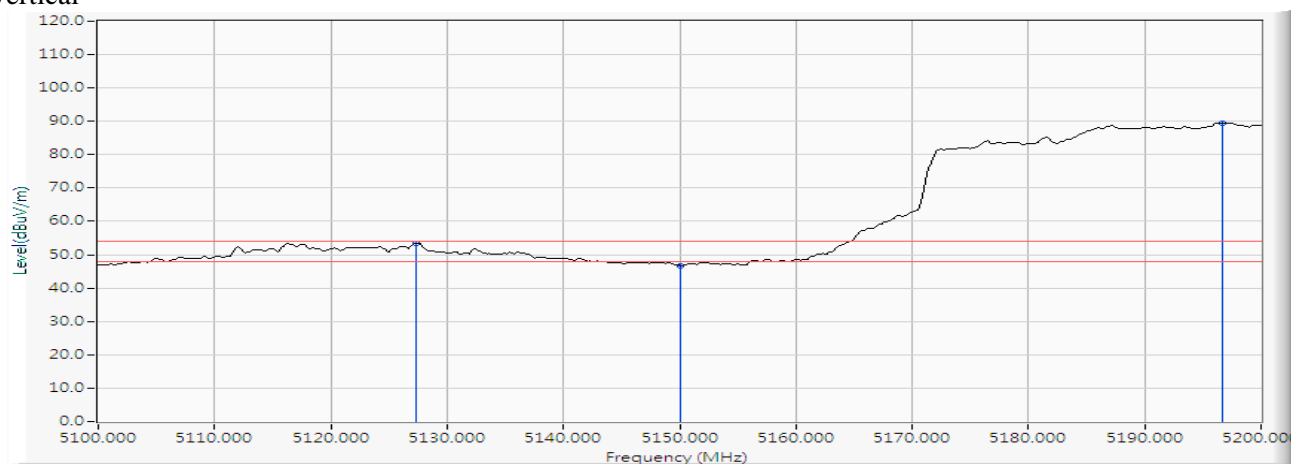
		Frequency (MHz)	Correct Factor (dB)	Reading Level (dBuV)	Measure Level (dBuV/m)	Margin (dB)	Limit (dBuV/m)	Detector Type
1		5113.768	16.599	49.433	66.031	-7.969	74.000	PEAK
2		5150.000	16.185	44.134	60.319	-13.681	74.000	PEAK
3	*	5196.377	15.656	83.346	99.002	--	--	PEAK

## Note:

1. All readings above 1GHz are performed with peak and/or average measurements as necessary.
2. Measurement Level = Reading Level + Correct Factor.
3. The average measurement was not performed when the peak measured data under the limit of average detection.

Product : Wireless/ Wired X-Ray Flat Panel Detectors  
 Test Item : Band Edge Data  
 Test Date : 2019/08/06  
 Test Mode : Mode 3 MIMO: Transmit (802.11ac-80BW\_65Mbps) -Channel 42 (5210MHz)

## Vertical



		Frequency (MHz)	Correct Factor (dB)	Reading Level (dBuV)	Measure Level (dBuV/m)	Margin (dB)	Limit (dBuV/m)	Detector Type
1		5127.391	16.443	37.080	53.523	-0.477	54.000	AVERAGE
2		5150.000	16.185	30.386	46.571	-7.429	54.000	AVERAGE
3	*	5196.667	15.652	73.923	89.576	--	--	AVERAGE

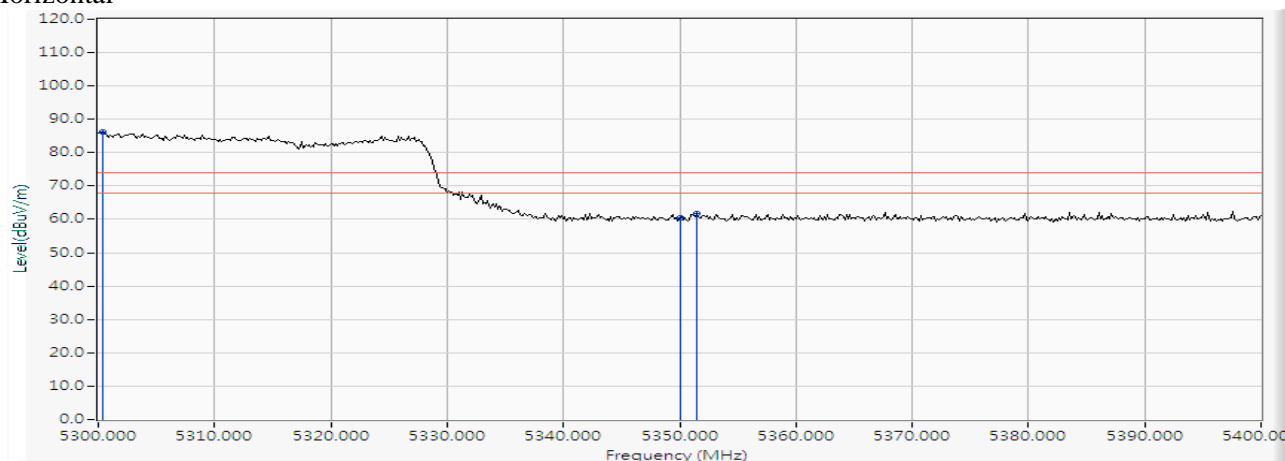
## Note:

1. All readings above 1GHz are performed with peak and/or average measurements as necessary.
2. Measurement Level = Reading Level + Correct Factor.
3. The average measurement was not performed when the peak measured data under the limit of average detection.



Product : Wireless/ Wired X-Ray Flat Panel Detectors  
 Test Item : Band Edge Data  
 Test Date : 2019/08/06  
 Test Mode : Mode 3 MIMO: Transmit (802.11ac-80BW\_65Mbps) -Channel 58 (5290MHz)

## Horizontal



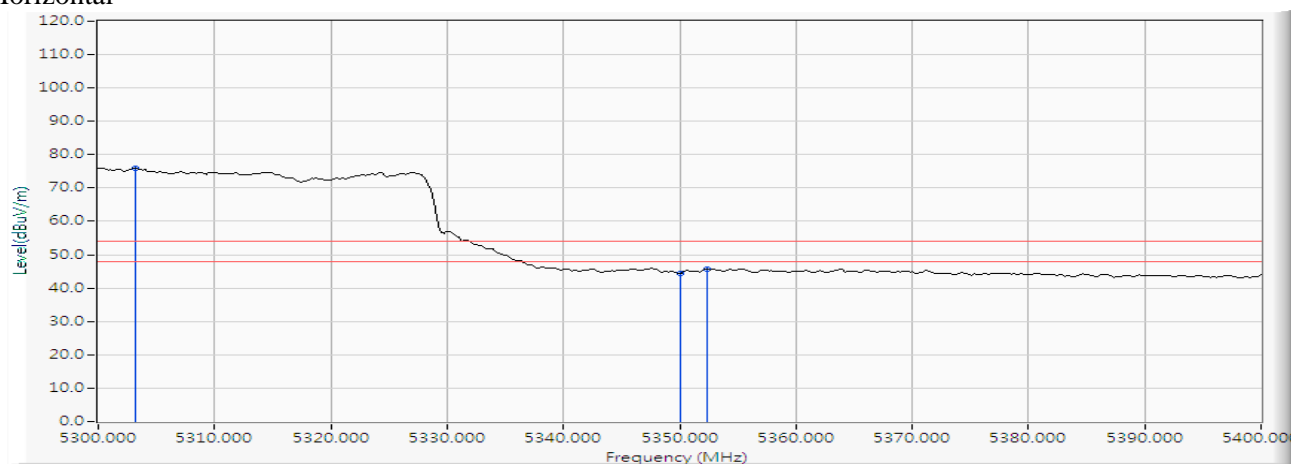
		Frequency (MHz)	Correct Factor (dB)	Reading Level (dBuV)	Measure Level (dBuV/m)	Margin (dB)	Limit (dBuV/m)	Detector Type
1	*	5300.435	15.387	70.957	86.344	--	--	PEAK
2		5350.000	15.865	44.627	60.491	-13.509	74.000	PEAK
3		5351.449	15.879	45.985	61.863	-12.137	74.000	PEAK

## Note:

1. All readings above 1GHz are performed with peak and/or average measurements as necessary.
2. Measurement Level = Reading Level + Correct Factor.
3. The average measurement was not performed when the peak measured data under the limit of average detection.

Product : Wireless/ Wired X-Ray Flat Panel Detectors  
 Test Item : Band Edge Data  
 Test Date : 2019/08/06  
 Test Mode : Mode 3 MIMO: Transmit (802.11ac-80BW\_65Mbps) -Channel 58 (5290MHz)

## Horizontal



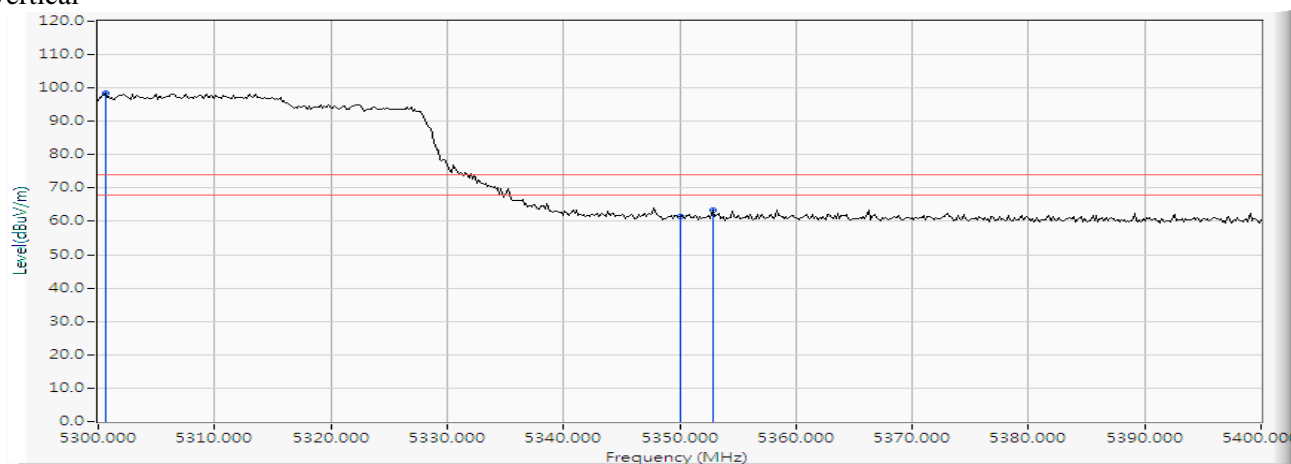
		Frequency (MHz)	Correct Factor (dB)	Reading Level (dBuV)	Measure Level (dBuV/m)	Margin (dB)	Limit (dBuV/m)	Detector Type
1	*	5303.188	15.411	60.640	76.050	--	--	AVERAGE
2		5350.000	15.865	28.680	44.544	-9.456	54.000	AVERAGE
3		5352.319	15.887	29.874	45.761	-8.239	54.000	AVERAGE

## Note:

1. All readings above 1GHz are performed with peak and/or average measurements as necessary.
2. Measurement Level = Reading Level + Correct Factor.
3. The average measurement was not performed when the peak measured data under the limit of average detection.

Product : Wireless/ Wired X-Ray Flat Panel Detectors  
 Test Item : Band Edge Data  
 Test Date : 2019/08/06  
 Test Mode : Mode 3 MIMO: Transmit (802.11ac-80BW\_65Mbps) -Channel 58 (5290MHz)

## Vertical



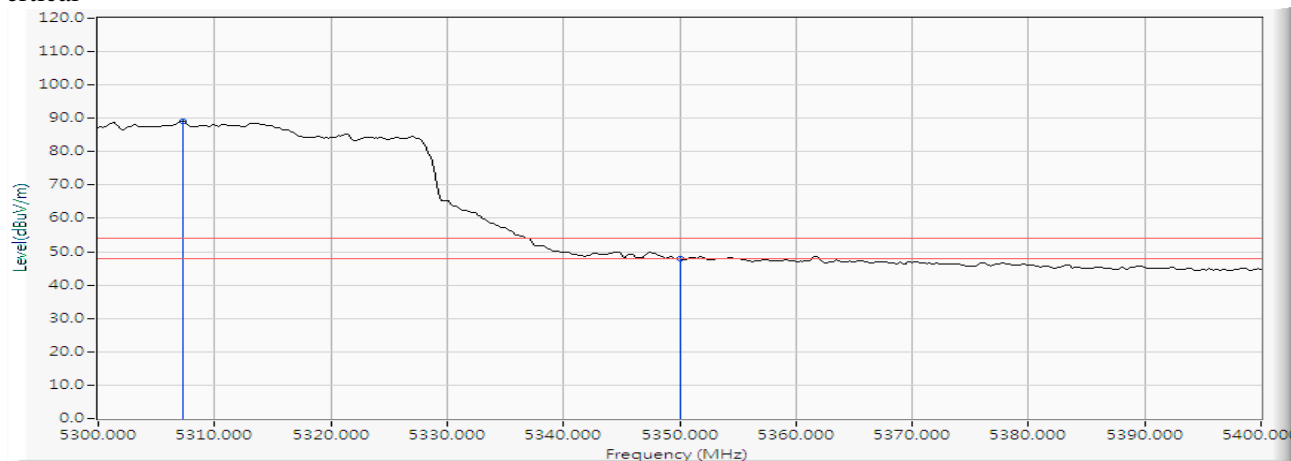
		Frequency (MHz)	Correct Factor (dB)	Reading Level (dBuV)	Measure Level (dBuV/m)	Margin (dB)	Limit (dBuV/m)	Detector Type
1	*	5300.580	15.387	83.036	98.423	--	--	PEAK
2		5350.000	15.865	45.630	61.494	-12.506	74.000	PEAK
3		5352.899	15.893	47.375	63.268	-10.732	74.000	PEAK

## Note:

1. All readings above 1GHz are performed with peak and/or average measurements as necessary.
2. Measurement Level = Reading Level + Correct Factor.
3. The average measurement was not performed when the peak measured data under the limit of average detection.

Product : Wireless/ Wired X-Ray Flat Panel Detectors  
 Test Item : Band Edge Data  
 Test Date : 2019/08/06  
 Test Mode : Mode 3 MIMO: Transmit (802.11ac-80BW\_65Mbps) -Channel 58 (5290MHz)

Vertical



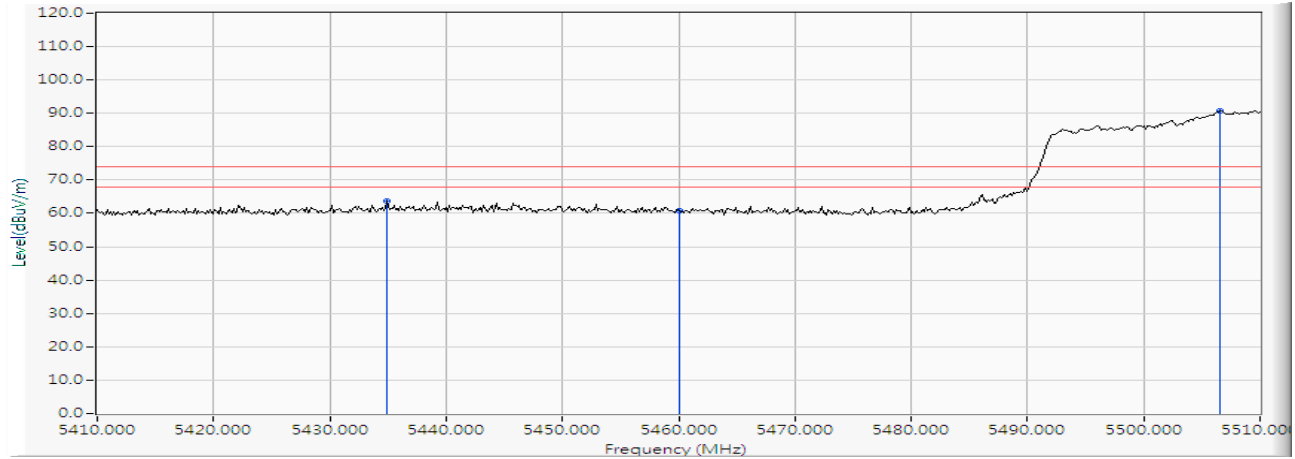
		Frequency (MHz)	Correct Factor (dB)	Reading Level (dBuV)	Measure Level (dBuV/m)	Margin (dB)	Limit (dBuV/m)	Detector Type
1	*	5307.246	15.450	73.770	89.220	--	--	AVERAGE
2		5350.000	15.865	31.921	47.785	-6.215	54.000	AVERAGE

Note:

1. All readings above 1GHz are performed with peak and/or average measurements as necessary.
2. Measurement Level = Reading Level + Correct Factor.
3. The average measurement was not performed when the peak measured data under the limit of average detection.

Product : Wireless/ Wired X-Ray Flat Panel Detectors  
 Test Item : Band Edge Data  
 Test Date : 2019/08/07  
 Test Mode : Mode 3 MIMO: Transmit (802.11ac-80BW\_65Mbps) -Channel 106 (5530MHz)

## Horizontal



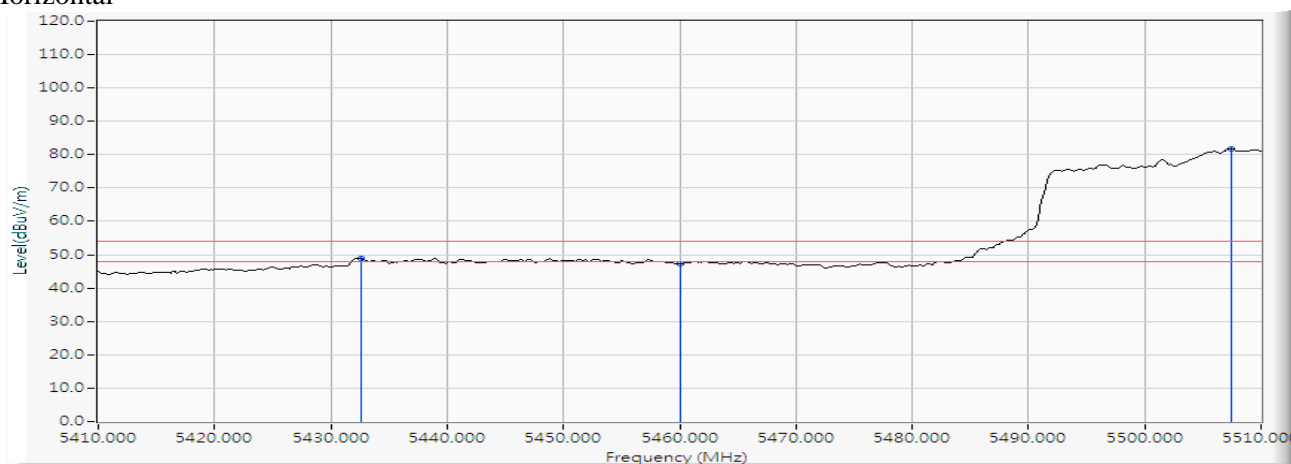
		Frequency (MHz)	Correct Factor (dB)	Reading Level (dBuV)	Measure Level (dBuV/m)	Margin (dB)	Limit (dBuV/m)	Detector Type
1		5434.928	16.652	46.998	63.650	-10.350	74.000	PEAK
2		5460.000	16.870	43.853	60.723	-13.277	74.000	PEAK
3	*	5506.522	17.198	73.456	90.655	--	--	PEAK

## Note:

1. All readings above 1GHz are performed with peak and/or average measurements as necessary.
2. Measurement Level = Reading Level + Correct Factor.
3. The average measurement was not performed when the peak measured data under the limit of average detection.

Product : Wireless/ Wired X-Ray Flat Panel Detectors  
 Test Item : Band Edge Data  
 Test Date : 2019/08/07  
 Test Mode : Mode 3 MIMO: Transmit (802.11ac-80BW\_65Mbps) -Channel 106 (5530MHz)

## Horizontal



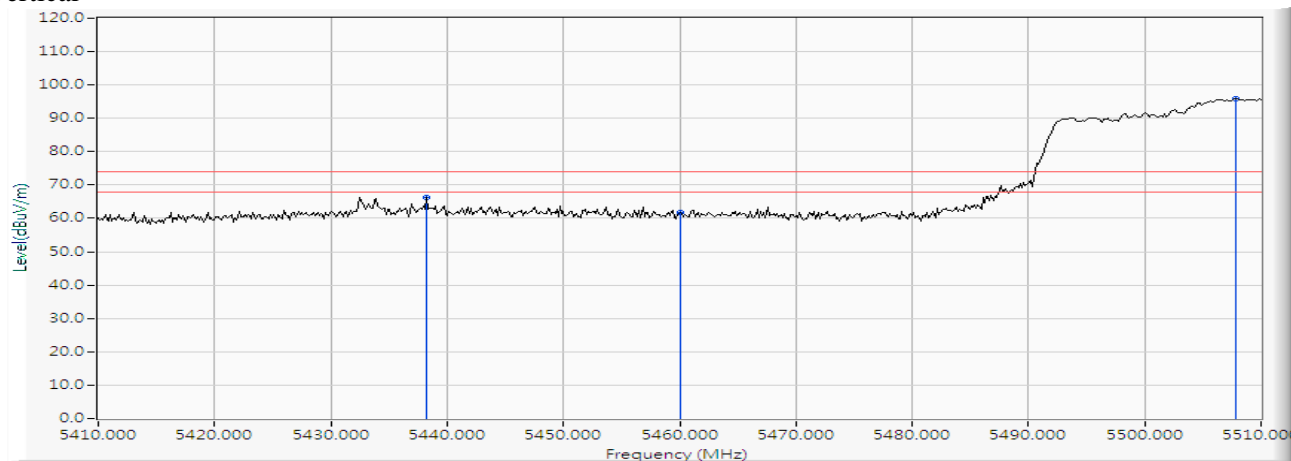
		Frequency (MHz)	Correct Factor (dB)	Reading Level (dBuV)	Measure Level (dBuV/m)	Margin (dB)	Limit (dBuV/m)	Detector Type
1		5432.609	16.632	32.303	48.935	-5.065	54.000	AVERAGE
2		5460.000	16.870	30.389	47.259	-6.741	54.000	AVERAGE
3	*	5507.391	17.196	64.604	81.800	--	--	AVERAGE

## Note:

1. All readings above 1GHz are performed with peak and/or average measurements as necessary.
2. Measurement Level = Reading Level + Correct Factor.
3. The average measurement was not performed when the peak measured data under the limit of average detection.

Product : Wireless/ Wired X-Ray Flat Panel Detectors  
 Test Item : Band Edge Data  
 Test Date : 2019/08/07  
 Test Mode : Mode 3 MIMO: Transmit (802.11ac-80BW\_65Mbps) -Channel 106 (5530MHz)

## Vertical



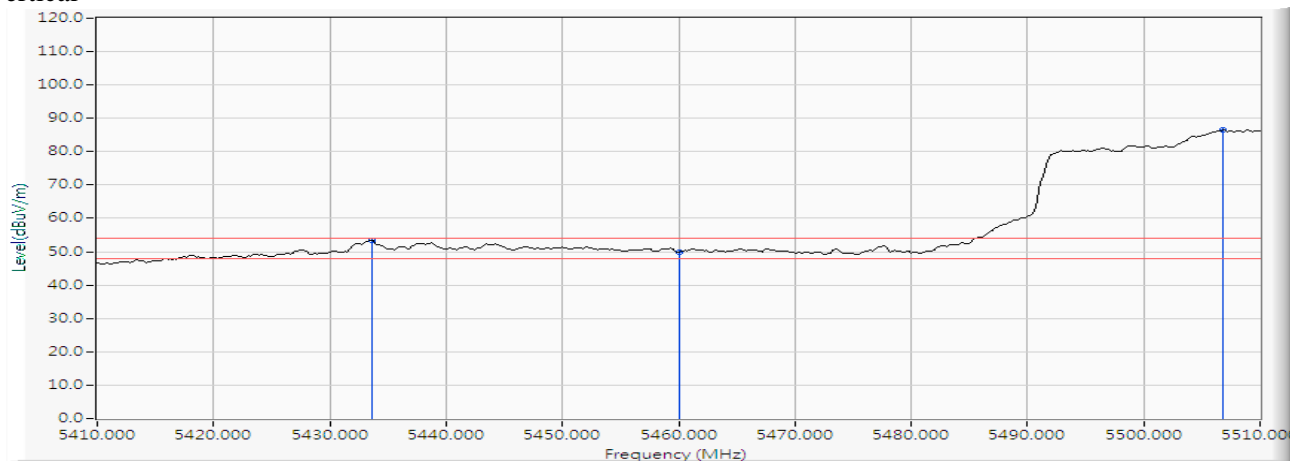
		Frequency (MHz)	Correct Factor (dB)	Reading Level (dBuV)	Measure Level (dBuV/m)	Margin (dB)	Limit (dBuV/m)	Detector Type
1		5438.261	16.682	49.594	66.275	-7.725	74.000	PEAK
2		5460.000	16.870	44.914	61.784	-12.216	74.000	PEAK
3	*	5507.826	17.195	78.691	95.885	--	--	PEAK

## Note:

1. All readings above 1GHz are performed with peak and/or average measurements as necessary.
2. Measurement Level = Reading Level + Correct Factor.
3. The average measurement was not performed when the peak measured data under the limit of average detection.

Product : Wireless/ Wired X-Ray Flat Panel Detectors  
 Test Item : Band Edge Data  
 Test Date : 2019/08/07  
 Test Mode : Mode 3 MIMO: Transmit (802.11ac-80BW\_65Mbps) -Channel 106 (5530MHz)

## Vertical



		Frequency (MHz)	Correct Factor (dB)	Reading Level (dBuV)	Measure Level (dBuV/m)	Margin (dB)	Limit (dBuV/m)	Detector Type
1		5433.623	16.640	36.865	53.506	-0.494	54.000	AVERAGE
2		5460.000	16.870	32.973	49.843	-4.157	54.000	AVERAGE
3	*	5506.812	17.197	69.337	86.535	--	--	AVERAGE

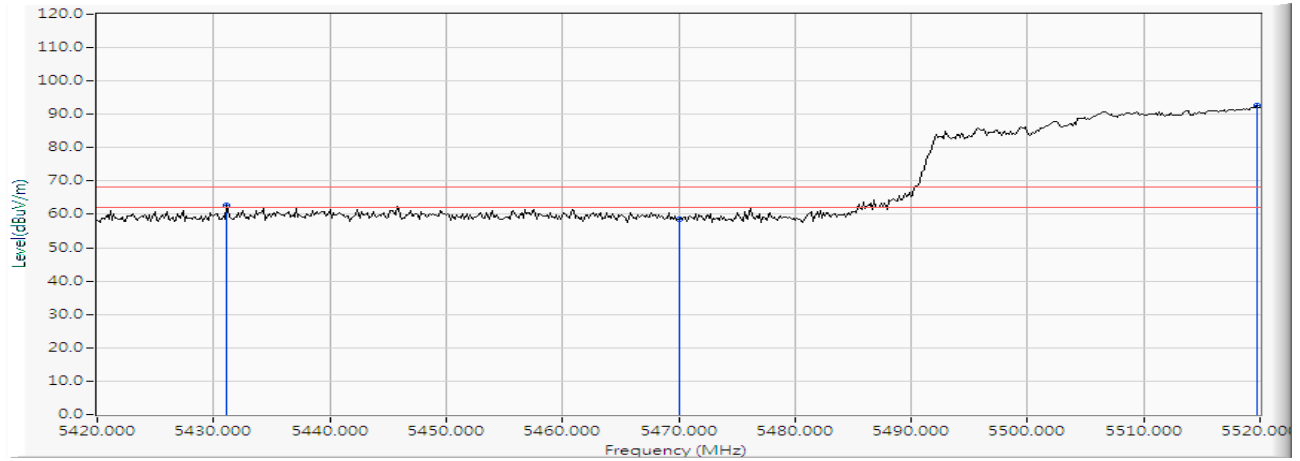
## Note:

1. All readings above 1GHz are performed with peak and/or average measurements as necessary.
2. Measurement Level = Reading Level + Correct Factor.
3. The average measurement was not performed when the peak measured data under the limit of average detection.



Product : Wireless/ Wired X-Ray Flat Panel Detectors  
 Test Item : Band Edge Data  
 Test Date : 2019/08/07  
 Test Mode : Mode 3 MIMO: Transmit (802.11ac-80BW\_65Mbps) -Channel 106 (5530MHz)

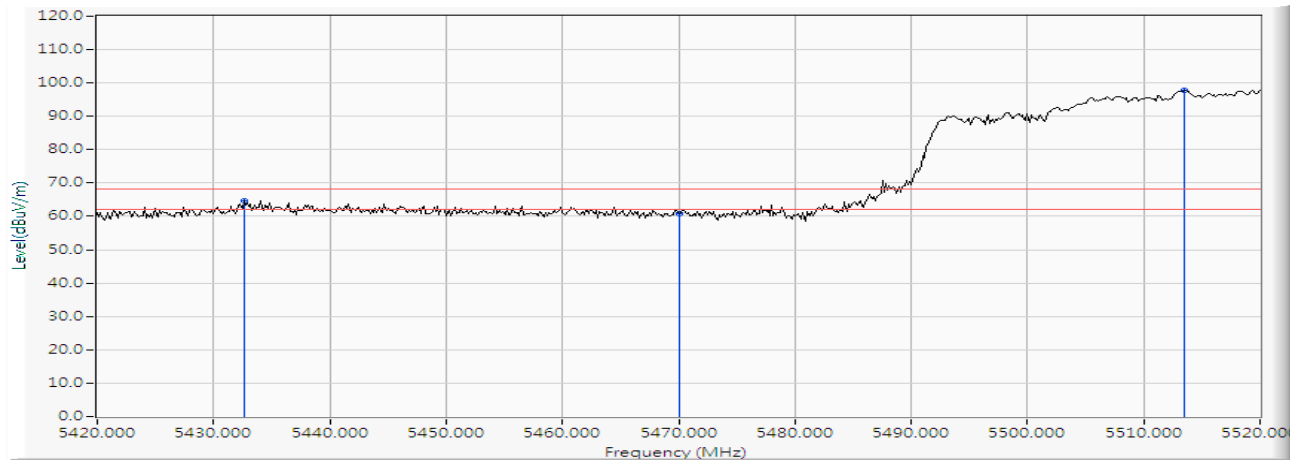
## Horizontal



		Frequency (MHz)	Correct Factor (dB)	Reading Level (dBuV)	Measure Level (dBuV/m)	Margin (dB)	Limit (dBuV/m)	Detector Type
1		5431.159	16.619	46.132	62.751	-5.469	68.220	PEAK
2		5470.000	16.957	41.651	58.608	-9.612	68.220	PEAK
3	*	5519.710	17.158	75.388	92.547	--	--	PEAK

Product : Wireless/ Wired X-Ray Flat Panel Detectors  
 Test Item : Band Edge Data  
 Test Date : 2019/08/07  
 Test Mode : Mode 3 MIMO: Transmit (802.11ac-80BW\_65Mbps) -Channel 106 (5530MHz)

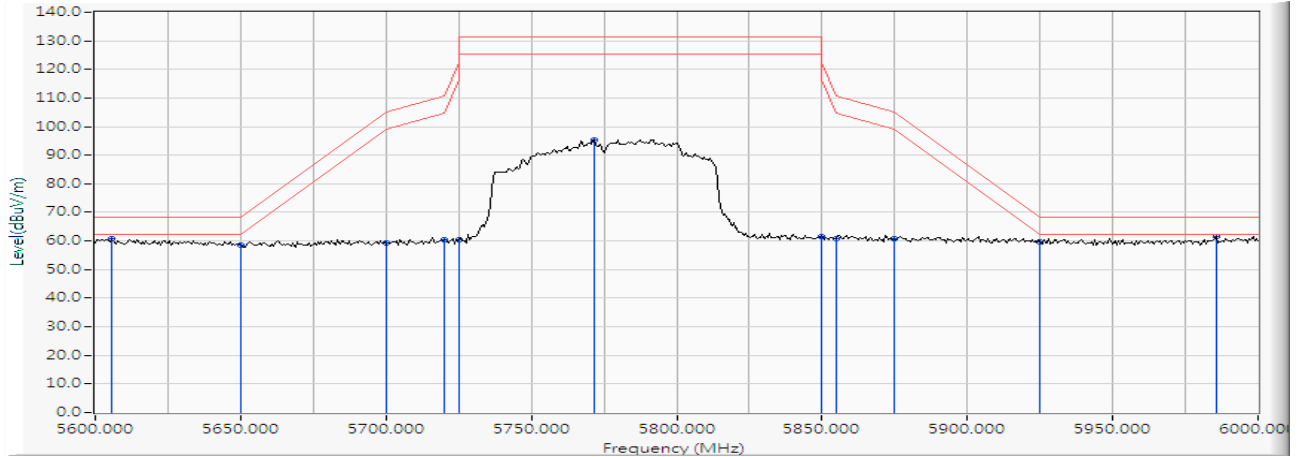
Vertical



		Frequency (MHz)	Correct Factor (dB)	Reading Level (dBuV)	Measure Level (dBuV/m)	Margin (dB)	Limit (dBuV/m)	Detector Type
1		5432.609	16.632	48.150	64.782	-3.438	68.220	PEAK
2		5470.000	16.957	43.980	60.937	-7.283	68.220	PEAK
3	*	5513.478	17.178	80.627	97.804	--	--	PEAK

Product : Wireless/ Wired X-Ray Flat Panel Detectors  
 Test Item : Band Edge Data  
 Test Date : 2019/08/07  
 Test Mode : Mode 3 MIMO: Transmit (802.11ac-80BW\_65Mbps) -Channel 155 (5775MHz)

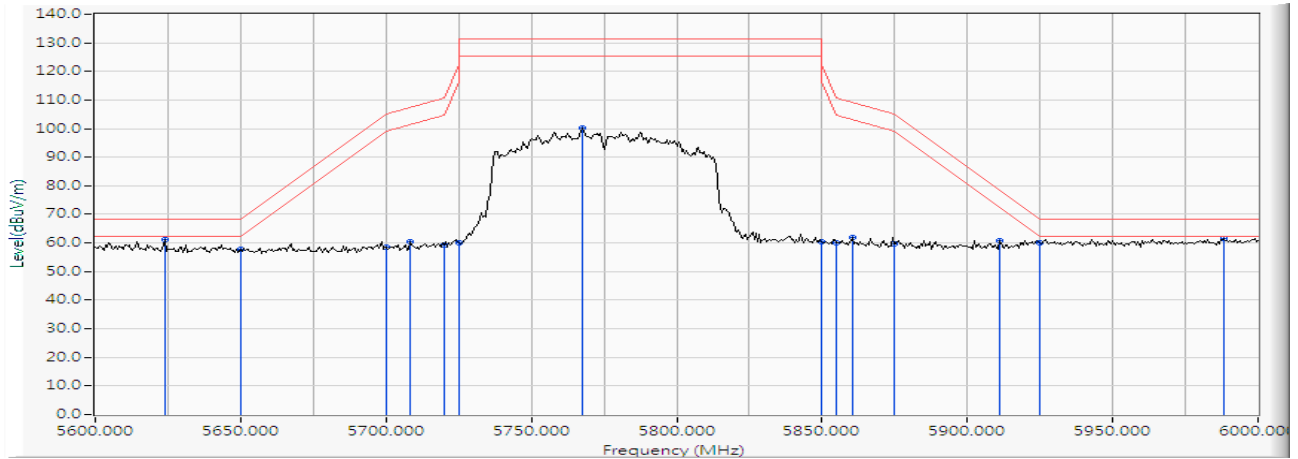
## Horizontal



		Frequency (MHz)	Correct Factor (dB)	Reading Level (dBuV)	Measure Level (dBuV/m)	Margin (dB)	Limit (dBuV/m)	Detector Type
1		5605.797	16.903	44.086	60.989	-7.231	68.220	PEAK
2		5650.000	16.772	41.730	58.502	-9.718	68.220	PEAK
3		5700.000	16.636	42.595	59.231	-45.969	105.200	PEAK
4		5720.000	16.623	43.729	60.352	-50.448	110.800	PEAK
5		5725.000	16.624	43.905	60.529	-61.671	122.200	PEAK
6		5771.594	16.713	78.735	95.447	-35.753	131.200	PEAK
7		5850.000	17.081	44.622	61.703	-60.497	122.200	PEAK
8		5855.000	17.106	43.654	60.760	-50.040	110.800	PEAK
9		5875.000	17.208	43.528	60.736	-44.464	105.200	PEAK
10		5925.000	17.361	42.336	59.697	-8.523	68.220	PEAK
11	*	5985.507	17.425	44.178	61.603	-6.617	68.220	PEAK

Product : Wireless/ Wired X-Ray Flat Panel Detectors  
 Test Item : Band Edge Data  
 Test Date : 2019/08/07  
 Test Mode : Mode 3 MIMO: Transmit (802.11ac-80BW\_65Mbps) -Channel 155 (5775MHz)

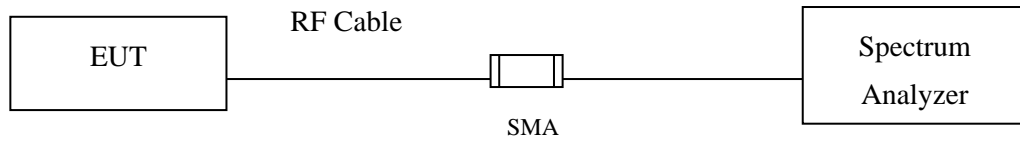
Vertical



		Frequency (MHz)	Correct Factor (dB)	Reading Level (dBuV)	Measure Level (dBuV/m)	Margin (dB)	Limit (dBuV/m)	Detector Type
1		5623.768	16.850	44.294	61.144	-7.076	68.220	PEAK
2		5650.000	16.772	40.859	57.631	-10.589	68.220	PEAK
3		5700.000	16.636	41.786	58.422	-46.778	105.200	PEAK
4		5708.406	16.624	43.689	60.313	-47.241	107.554	PEAK
5		5720.000	16.623	42.650	59.273	-51.527	110.800	PEAK
6		5725.000	16.624	43.493	60.117	-62.083	122.200	PEAK
7		5767.536	16.697	83.351	100.048	-31.152	131.200	PEAK
8		5850.000	17.081	43.163	60.244	-61.956	122.200	PEAK
9		5855.000	17.106	43.122	60.228	-50.572	110.800	PEAK
10		5860.290	17.133	44.729	61.862	-47.457	109.319	PEAK
11		5875.000	17.208	42.394	59.602	-45.598	105.200	PEAK
12		5911.304	17.344	43.525	60.870	-17.480	78.350	PEAK
13		5925.000	17.361	42.569	59.930	-8.290	68.220	PEAK
14	*	5988.406	17.428	44.039	61.467	-6.753	68.220	PEAK

## 5. Duty Cycle

### 5.1. Test Setup



### 5.2. Test Procedure

The EUT was setup according to ANSI C63.10 2013; tested according to U-NII test procedure of KDB789033 for compliance to FCC 47CFR 15.407 requirements.

### 5.3. Uncertainty

$\pm 2.31\text{msec}$

#### 5.4. Test Result of Duty Cycle

Product : Wireless/ Wired X-Ray Flat Panel Detectors  
Test Item : Duty Cycle  
Test Mode : Transmit-SISO A

Duty Cycle Formula:

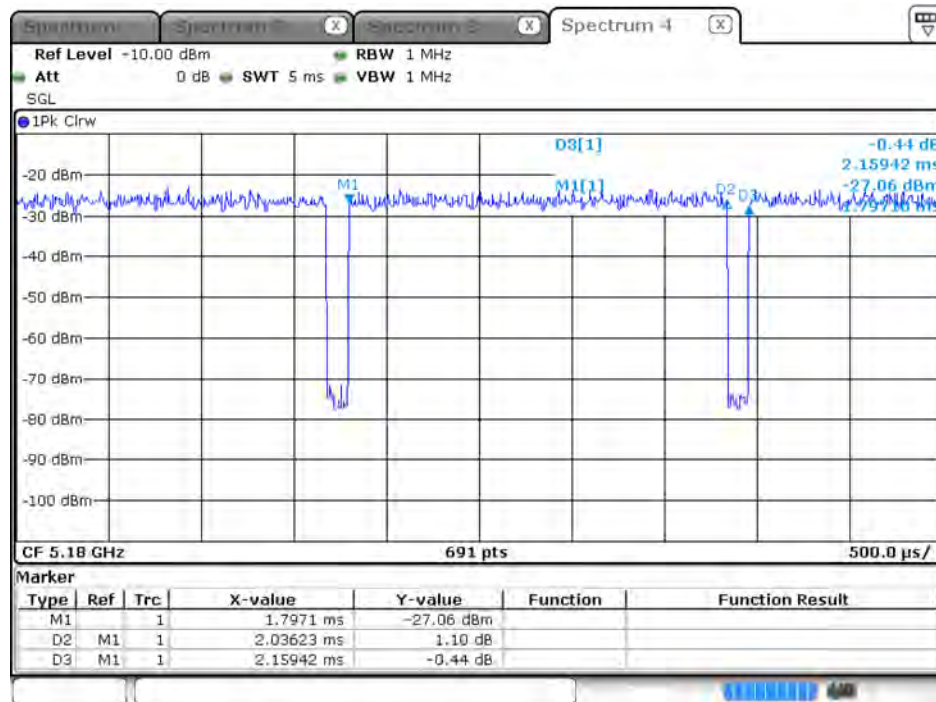
Duty Cycle =  $Ton / (Ton + Toff)$

Duty Factor =  $10 \text{ Log } (1/\text{Duty Cycle})$

Results:

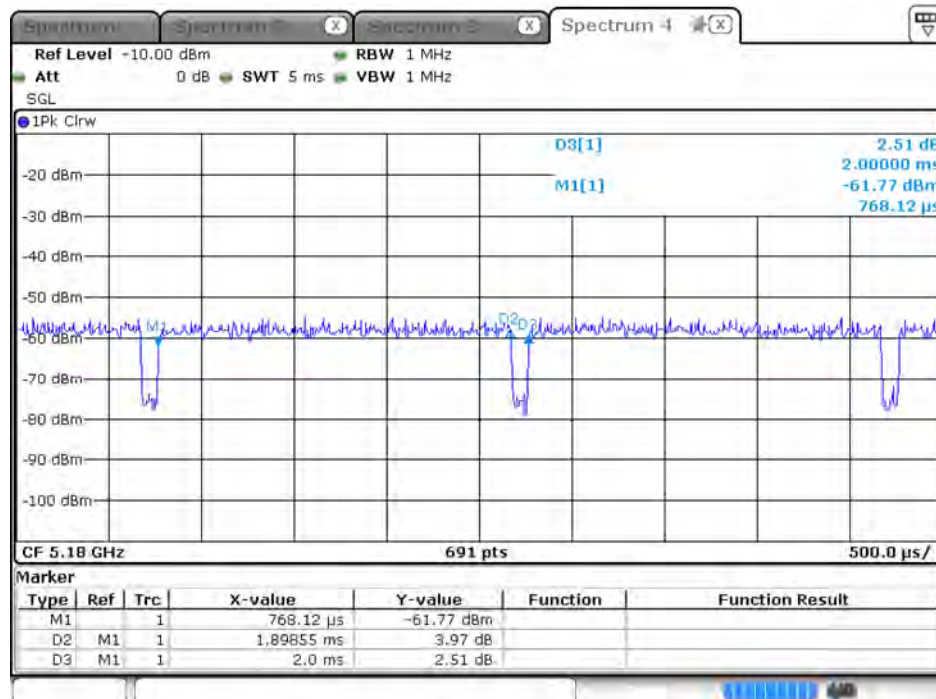
5GHz band	Ton (ms)	Ton + Toff (ms)	Duty Cycle (%)	Duty Factor (dB)
802.11a	2.0362	2.1594	94.30	0.26
802.11n20	1.8986	2.0000	94.93	0.23
802.11n40	0.8986	1.1087	81.05	0.91
802.11ac80	0.4232	0.5449	77.66	1.10

## 802.11a (SISO A)



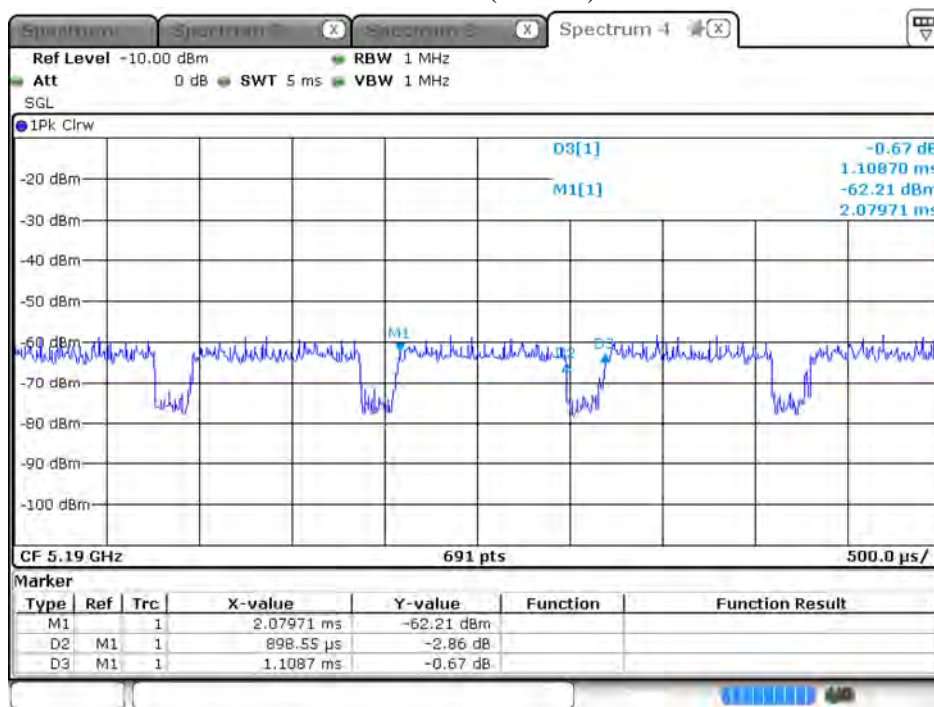
Date: 12 JAN 2007 12:36:36

## 802.11n20 (SISO A)



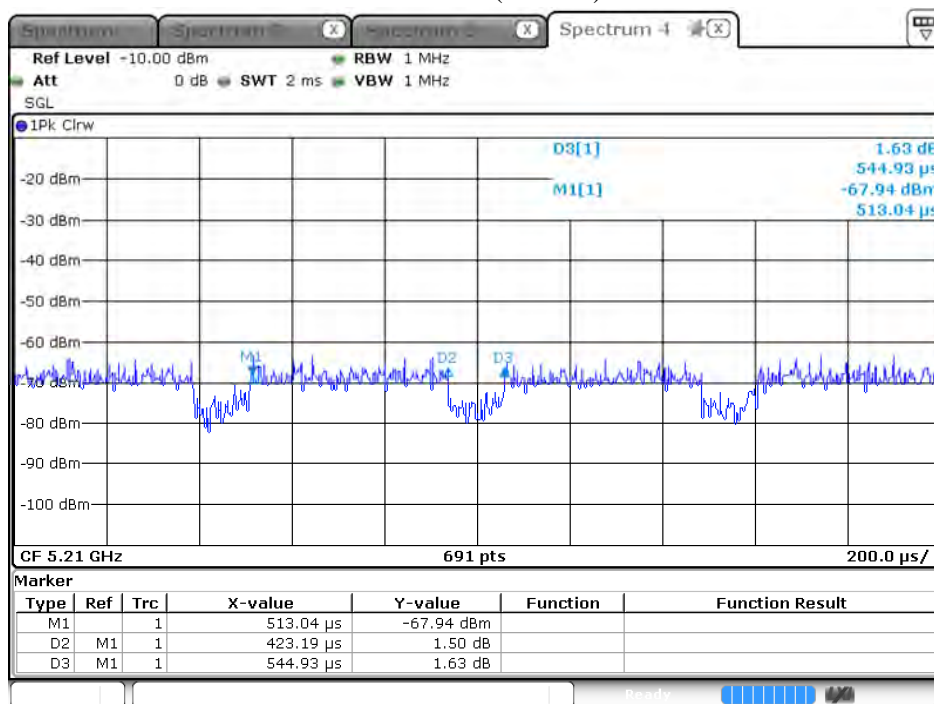
Date: 3.OCT.2019 15:28:50

## 802.11n40 (SISO A)



Date: 3.OCT.2019 15:29:30

## 802.11ac80 (SISO A)



Date: 3.OCT.2019 15:30:25



Product : Wireless/ Wired X-Ray Flat Panel Detectors  
Test Item : Duty Cycle  
Test Mode : Transmit-SISO B

Duty Cycle Formula:

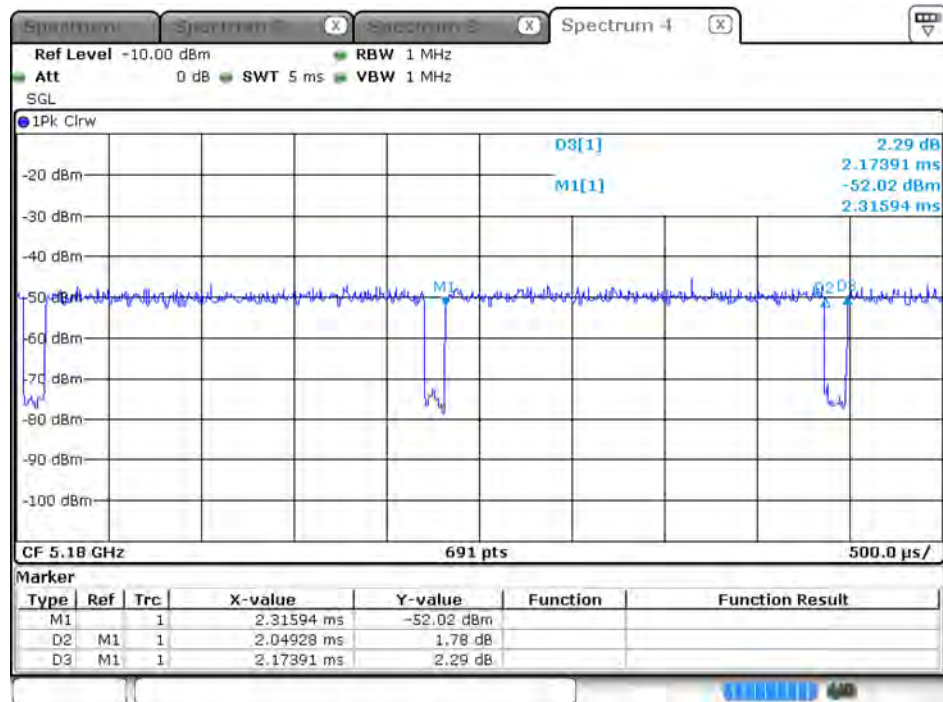
Duty Cycle = Ton / (Ton + Toff)

Duty Factor = 10 Log (1/Duty Cycle)

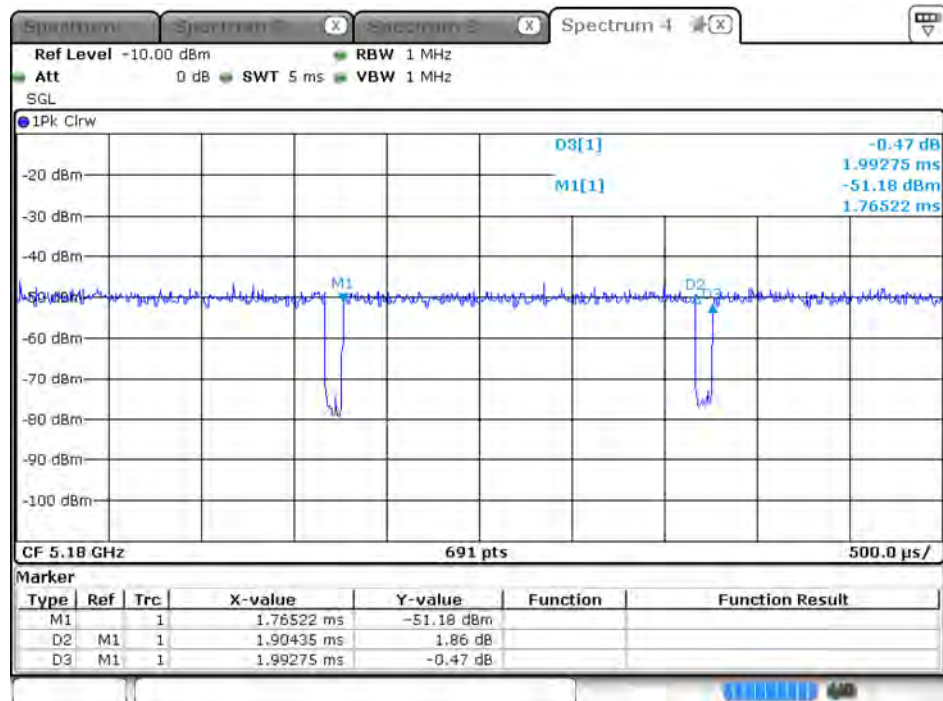
Results:

5GHz band	Ton (ms)	Ton + Toff (ms)	Duty Cycle (%)	Duty Factor (dB)
802.11a	2.0493	2.1739	94.27	0.26
802.11n20	1.9044	1.9928	95.56	0.20
802.11n40	0.9116	1.1087	82.22	0.85
802.11ac80	0.4261	0.5507	77.37	1.11

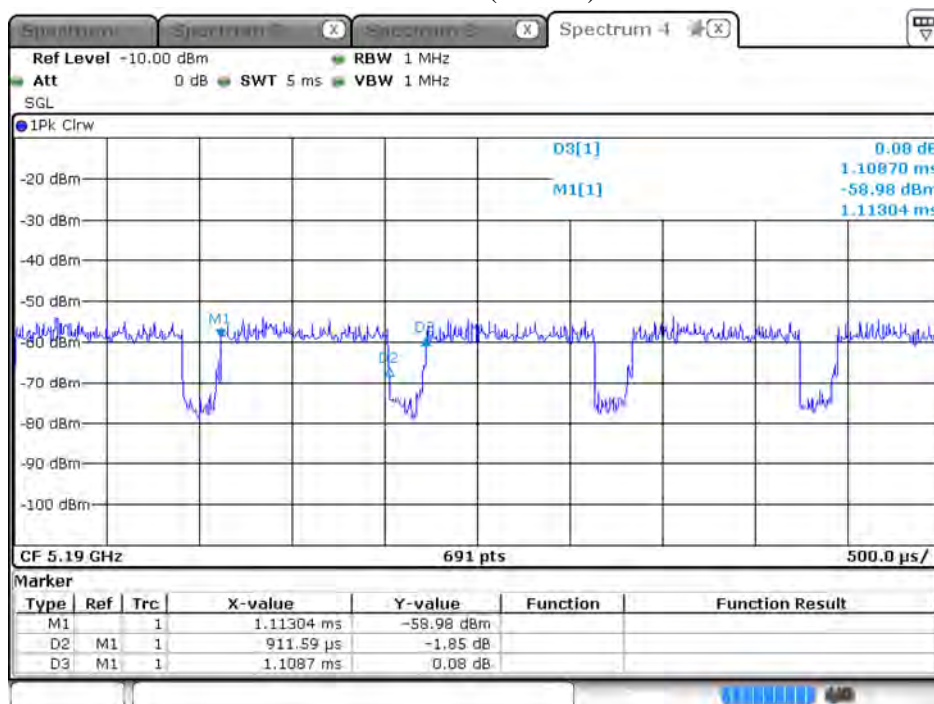
## 802.11a (SISO B)



## 802.11n20 (SISO B)

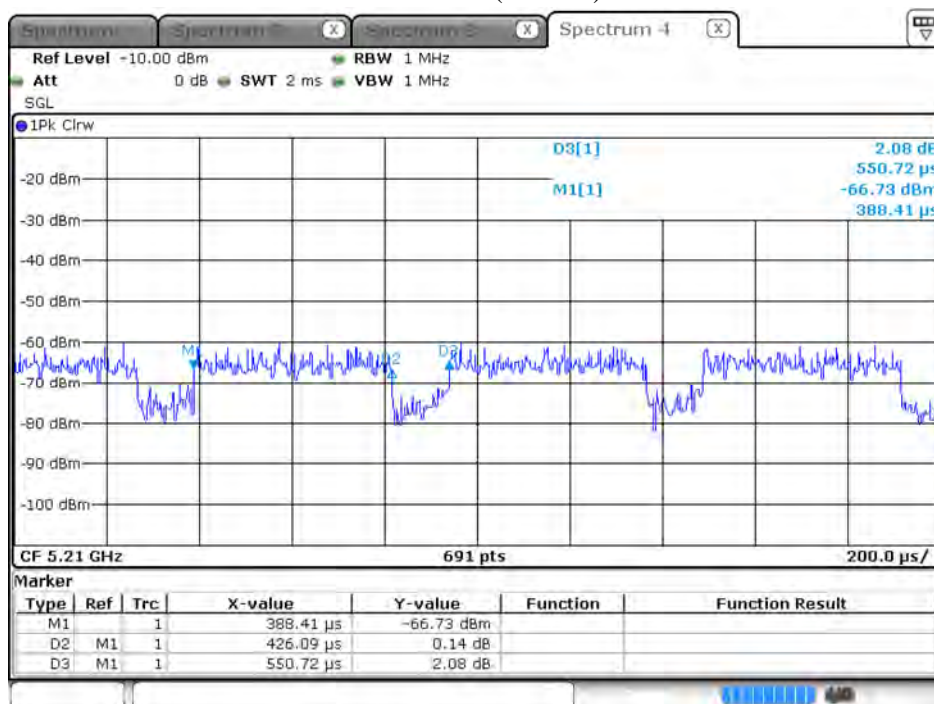


## 802.11n40 (SISO B)



Date: 3.OCT.2019 15:32:10

## 802.11ac80 (SISO B)



Date: 3.OCT.2019 15:31:14

Product : Wireless/ Wired X-Ray Flat Panel Detectors  
Test Item : Duty Cycle  
Test Mode : Transmit-MIMO

Duty Cycle Formula:

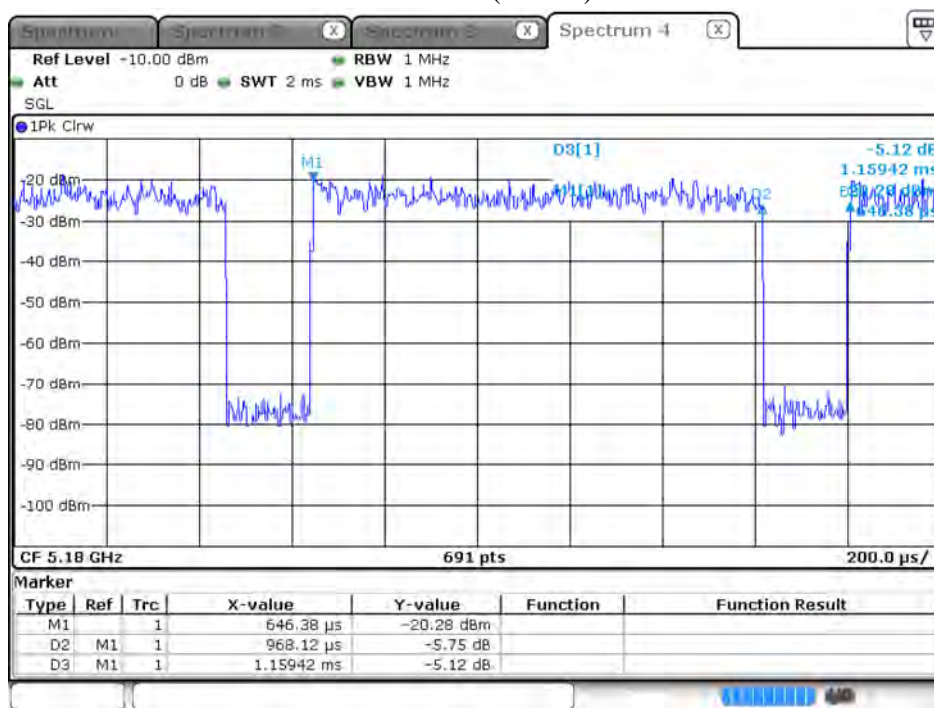
$\text{Duty Cycle} = \text{Ton} / (\text{Ton} + \text{Toff})$

$\text{Duty Factor} = 10 \text{ Log } (1/\text{Duty Cycle})$

Results:

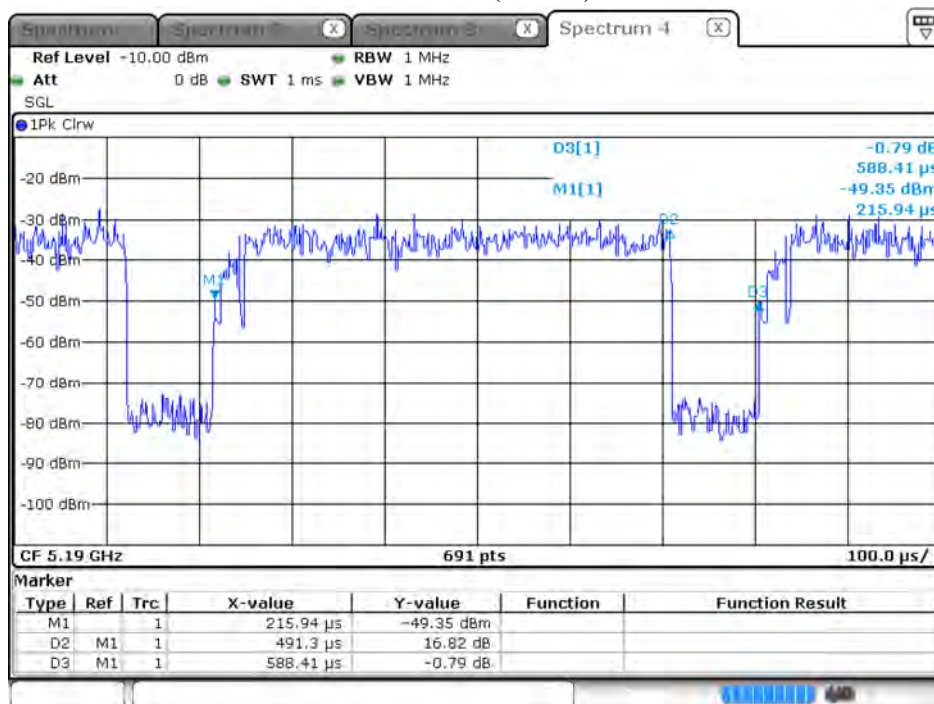
5GHz band	Ton (ms)	Ton + Toff (ms)	Duty Cycle (%)	Duty Factor (dB)
802.11n20	0.9681	1.1594	83.50	0.78
802.11n40	0.4913	0.5884	83.50	0.78
802.11ac80	0.2580	0.3109	82.98	0.81

## 802.11n20 (MIMO)



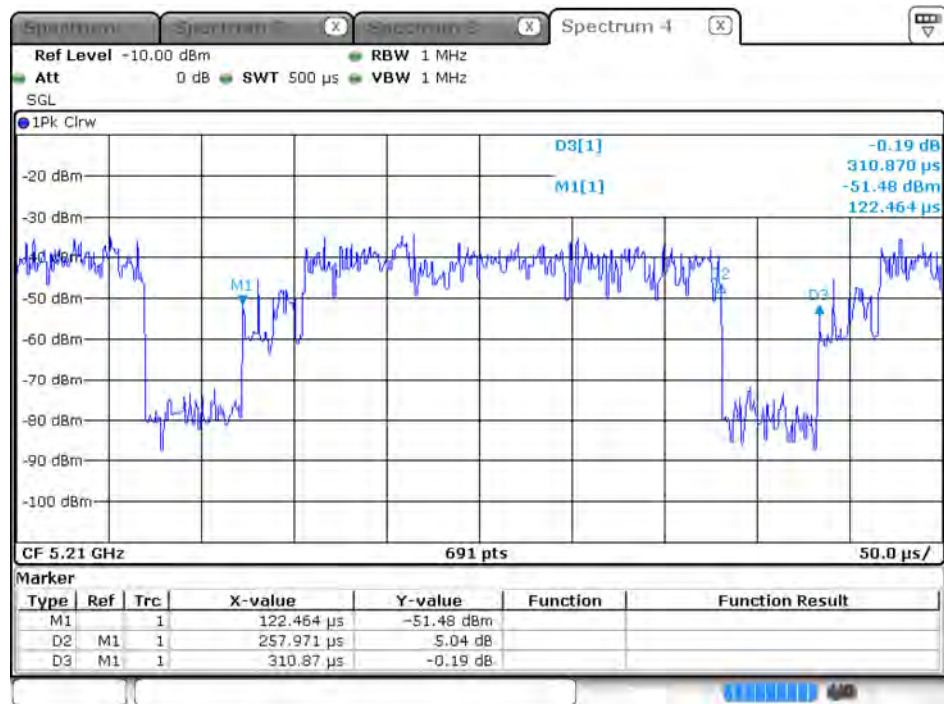
Date: 13 JAN 2007 05:52:20

## 802.11n40 (MIMO)



Date: 13 JAN 2007 05:58:15

## 802.11ac80 (MIMO)



Date: 13 JAN 2007 06:06:16

## **6. EMI Reduction Method During Compliance Testing**

No modification was made during testing.