

Antenna Test Report

Test Standard: GB/T9401-2008;ANSI/IEEE 149-1979

Manufacturer: Dongguan Qianhe Electronic Technology Co., Ltd.

Product Name: The Cocoon

Model: SD020C

Report No.: SSP25072821A

Tested Date: 2025-07-20

Issued Date: 2025-07-28

Tested By: William Liu (Engineer)

Approved By: Lahm Peng (Manager)

Prepared By:

William Liu
Lahm Peng

Shenzhen ZRLK Testing Technology Co.,Ltd.

1F, No.35 Building,Changxing Technology Industrial Park,Yutang Street,

Guangming New District,Shenzhen City, Guangdong Province, China

Tel:+86-755-33019599 Fax: +86-755-33019599 Website:www.zrlklab.com

Note: This test report is limited to the above client company and the product model only. It may not be duplicated without prior permitted by Shenzhen ZRLK Testing Technology Co.,Ltd.

1. General Information

1.1 Product Information

Manufacturer	
Manufacturer:	Dongguan Qianhe Electronic Technology Co., Ltd.
Address of Manufacturer:	Building 3, No. 3, Chang'an Fengsheng Road, Chang'an Town, Dongguan, Guangdong, China

General Description of Antenna	
Product Name:	The Cocoon
Model No.:	SD020C
Frequency Range:	2400-2500MHz
Type of Antenna:	PCB Antenna
Antenna Gain:	0.29dBi (Max.)
Impedance:	50 ohm
Antenna View (32mm*15mm)	

1.2 Test Methodology

All measurements contained in this report were conducted with standards IEEE 149-1979 for IEEE Standard Test Procedures for Antennas.

1.3 Test Facilities

Testing Lab: ShenzhenZRLK Testing Technology Co., Ltd.
All measurement facilities used to collect the measurement data are located at 1F, No. 35 Building, Changxing Technology Industrial Park, Yutang Street, Guangming New District, Shenzhen City, Guangdong Province, China

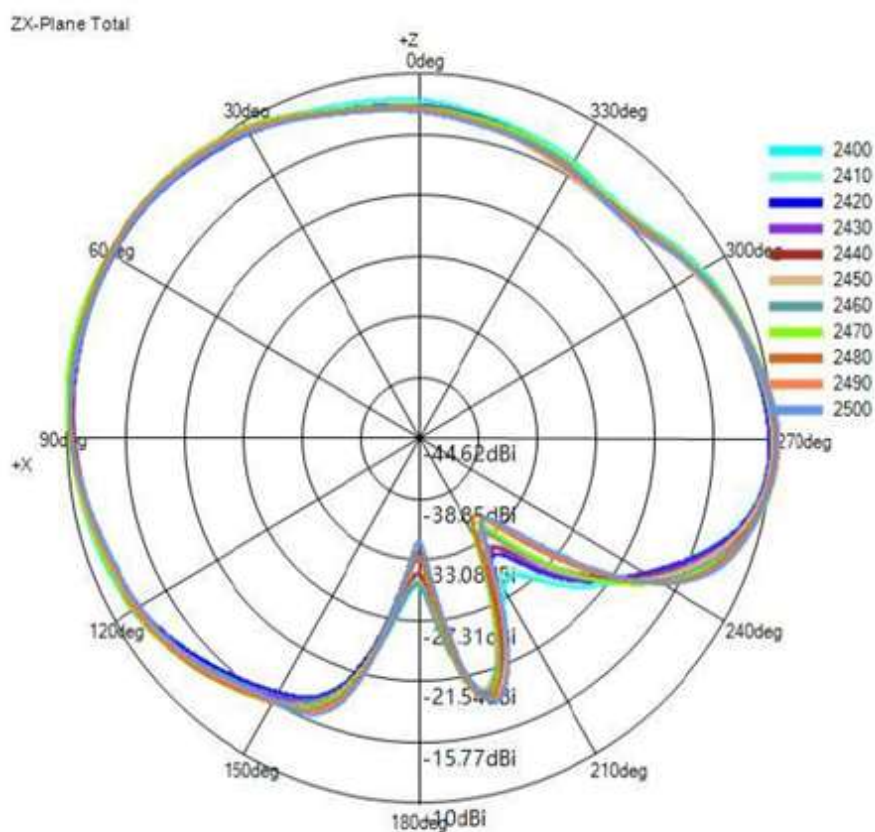
2. OTA Test

2.1 Gain

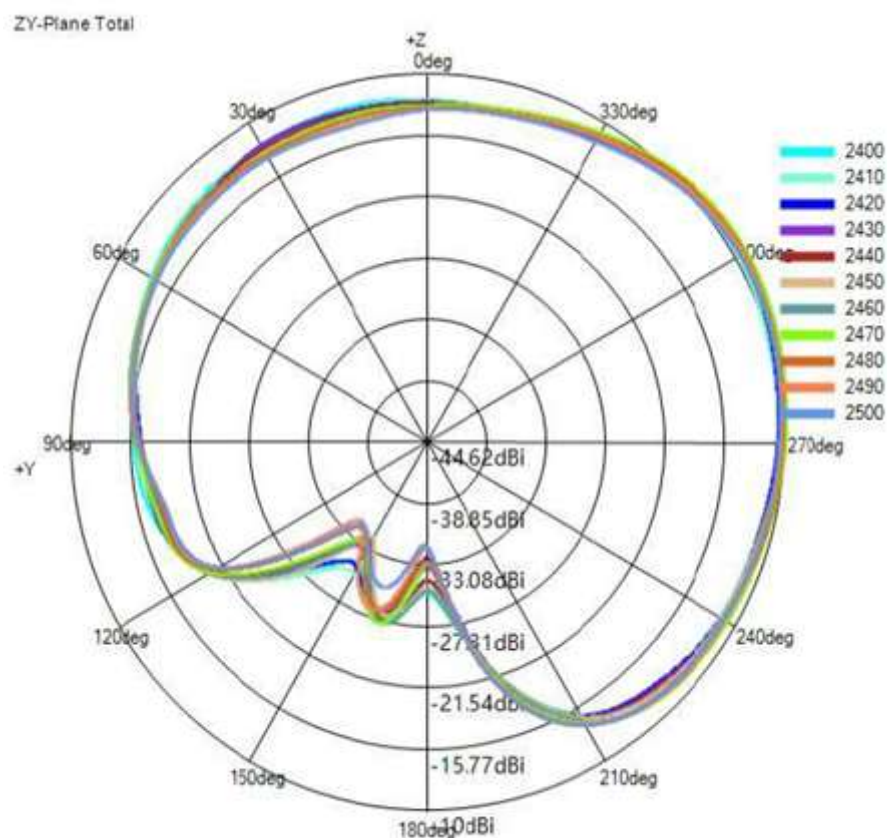
Frequency/MHz	2400	2410	2420	2430	2440	2450	2460	2470	2480	2490	2500
Peak Gain/dBi	-8.95	-9.22	-9.09	-8.85	-8.67	-8.65	-8.50	-8.39	-8.48	-8.43	-8.59
Efficiency/%	5.94	5.76	5.70	5.84	5.92	5.89	6.21	6.43	6.12	6.00	5.88

2.2 Radiation Pattern View

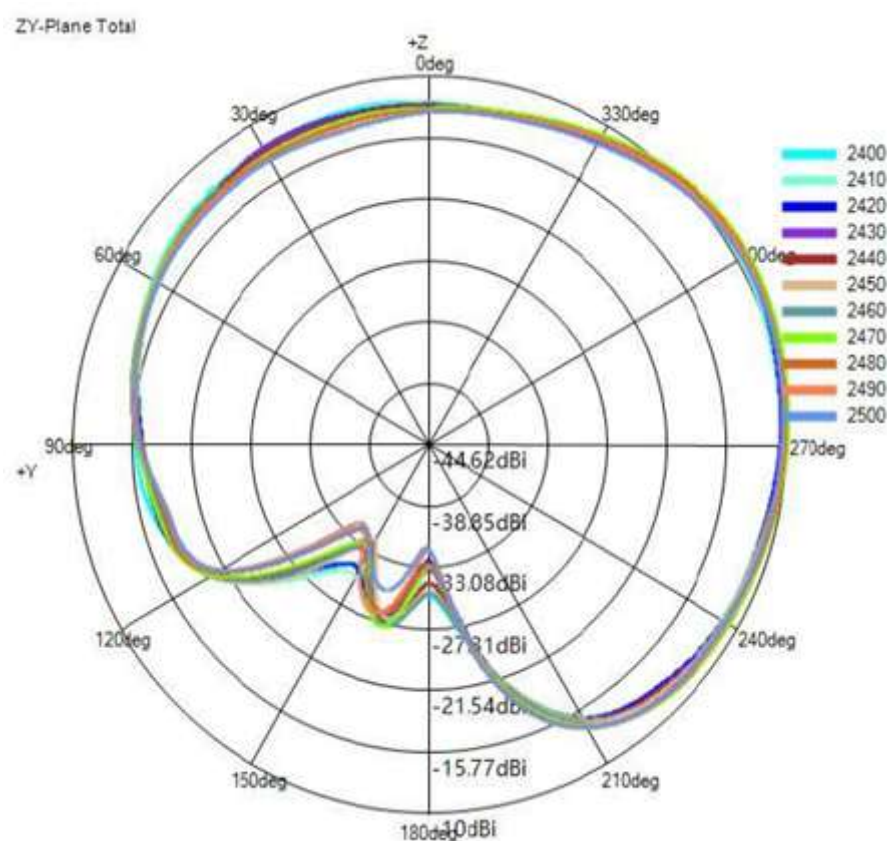
(1) X-Z Plane(unit:dBi):



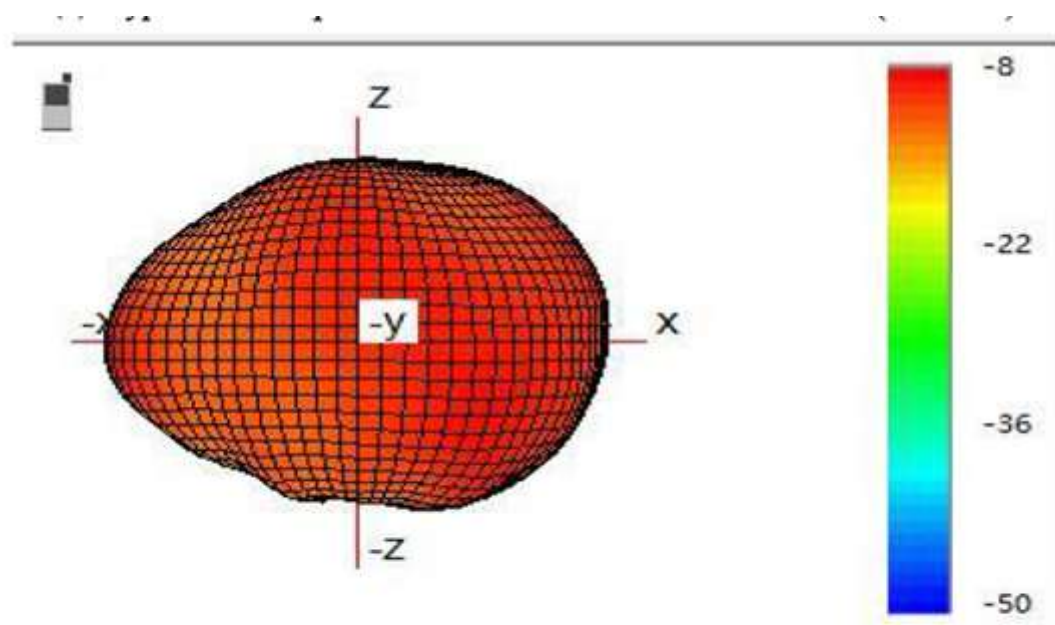
(2) Y-Z Plane(unit:dBi):



(3)X-Y Plane(unit:dBi):



(4) Typical Free Space 3D Radiation Pattern at 2.47GHz(unit:dBi):



End