

Garage Light Manual

Thank you for purchasing our products.(Please refer to the actual product)

Notice

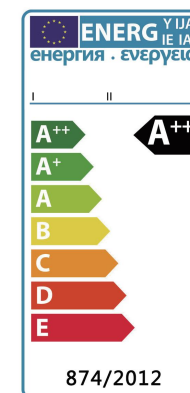
1. The ambient temperature for normal use is $-30^{\circ}\text{C} \sim 50^{\circ}\text{C}$. If it exceeds this range, the product life will be adversely affected;
2. Please check if there is any damage after unpacking. If so, please contact your merchant customer service staff for replacement. If there is a defect during transportation, do not use the damaged lamp to avoid electric shock;
3. Please turn off the power before installation, and then perform wiring installation;
4. Please connect the product according to the standard working voltage.

Features

1. High brightness and long service life.
2. The lamp can save energy by 85%.
3. Using high-quality constant current chip, no flicker, protect eyesight.
4. The installation of garage light product is simple and convenient.

Available scenarios

Warehouse lights, Garage lights, Office lights, Recreation lights, stage lights, etc.



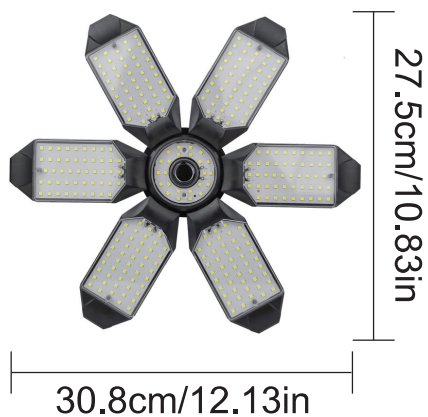
Parameter

GARAGE LIGHT	Input:85V-265V AC	CCT:6500K
LED Type:2835	Lamp Leaf: 6+1 leaf	Lamp Holder:E26/E27
Beam Angle:360°	Energy Saving:85%	Adjustable Angle:90°

Installation Instructions



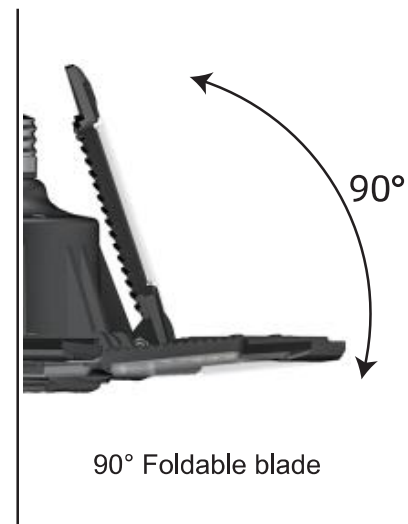
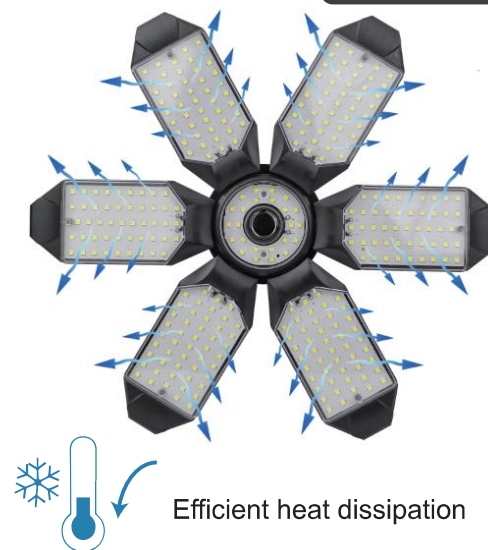
Dimension Properties



WARNING:

1. This product is for indoor use only.
2. The light source of the lamp cannot be replaced!

Structural Features



FCC Statement

This device complies with part 15 of the FCC Rules. Operation is subject to the following two conditions: (1) This device may not cause harmful interference, and (2) this device must accept any interference received, including interference that may cause undesired operation.

Note: The Grantee is not responsible for any changes or modifications not expressly approved by the party responsible for compliance. such modifications could void the user's authority to operate the equipment.