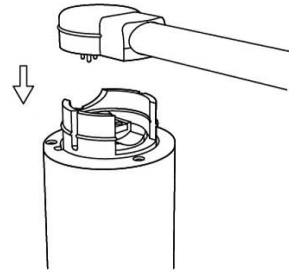
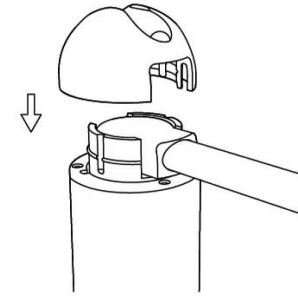


Quick instructions for use

1 Install the rope



- 1 Install the rope power connector vertically to the socket above the handle, with the metal contacts placed to the right-hand handle and installed facing down



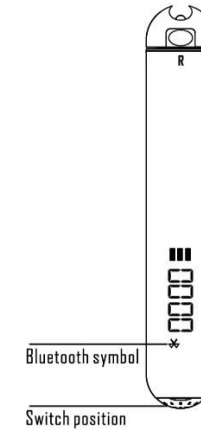
- 2 Install the head of the handle corresponding to the handle

2 Bluetooth connection: Turn on the device and connect to Bluetooth through the APP

1. Open the APP: download and install the APP by scanning QR code and open the APP, turn on Bluetooth on your phone;

2. Device wake up: long press the function key for three seconds to turn on the device

3. Bluetooth connection: connect to Bluetooth through the APP, when the connection is successful, the APP shows Bluetooth connection success. On the handle when the Bluetooth symbol  is always on. At the same time, you can choose to jump rope mode;



APP-download



Quick install to use video



Warning Statement

This device complies with part 15 of the FCC Rules. Operation is subject to the following two conditions: (1) This device may not cause harmful interference, and (2) this device must accept any interference received, including interference that may cause undesired operation.

Any Changes or modifications not expressly approved by the party responsible for compliance could void the user's authority to operate the equipment.

Note: This equipment has been tested and found to comply with the limits for a Class B digital device, pursuant to part 15 of the FCC Rules. These limits are designed to provide reasonable protection against harmful interference in a residential installation. This equipment generates uses and can radiate radio frequency energy and, if not installed and used in accordance with the instructions, may cause harmful interference to radio communications. However, there is no guarantee that interference will not occur in a particular installation. If this equipment does cause harmful interference to radio or television reception, which can be determined by turning the equipment off and on, the user is encouraged to try to correct the interference by one or more of the following measures:

- Reorient or relocate the receiving antenna.
- Increase the separation between the equipment and receiver.
- Connect the equipment into an outlet on a circuit different from that to which the receiver is connected.
- Consult the dealer or an experienced radio/TV technician for help.