
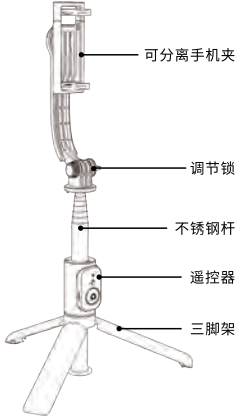


C03 自拍杆



使用说明书

各部分说明



可分离手机夹

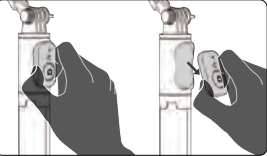
调节锁

不锈钢杆

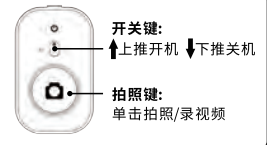
遥控器

三脚架

取出遥控器




使用遥控器



开关键:
↑上推开机 ↓下推关机

拍照键:
单击拍照/录视频

连接遥控器




初次连接:
开启遥控器,
指示灯闪烁进入配对状态,
手机搜索“Selfie”匹配,
配对成功后,指示灯熄灭。

在未连接状态下:
5分钟无操作自动关机
(重复拨动开关键开机)

自动连接:
开机可自动连接已配对手机。


可拆手机夹

安装手机



利用手机推动
夹子后固定


拆卸手机夹




将手机旋转至
竖屏后向上取出

手机支架

打开手机夹



手机支架



使用三脚架

1

2


3

4

调节自拍杆

360°

225°



规格

自拍器型号	C03
材料	ABS+不锈钢
折叠长度	196mm
总长度	1075mm
尺寸	196x52x37mm
产品重量	162g
电池	CR2032(可更换)


(电池不得暴露于诸如日照、火烤或类似过热环境中)

提醒


·遥控器兼容
Android 4.4以上 iOS 5.1以上

·Android设备设置
如果你在相机选项下改变了你的
“音量键功能”,请把它改为“默认”或者
“拍照”,让遥控器正常工作。

感谢您的支持!

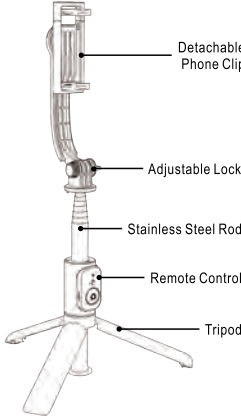


C03 Selfie Stick



User Manual

Part Description



Detachable
Phone Clip

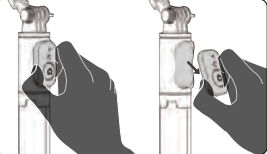
Adjustable Lock

Stainless Steel Rod

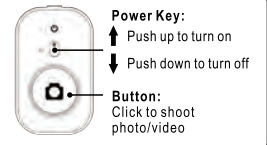
Remote Control

Tripod

取出遥控器




使用遥控器



Power Key:
↑ Push up to turn on
↓ Push down to turn off

Button:
Click to shoot
photo/video

连接您的手机




First time connection:
Turn on the remote control and
the light flashes to enter the
pairing state. Search "Selfie"
with your phone to match, after
successful pairing, the indicator
light will turn off.

In the unconnected state:
No operation of the remote control for 5 mins,
it will automatically shut down.
(Repeatedly toggle the power key to turn on)

Automatic connection:
Turning on the remote control automatically
connects the paired phone.


可拆卸手机夹

Clip the phone



Use the phone to
push the clip to
clamp the phone


Remove the phone clip




Turn the phone selection
to vertical screen
and remove it upwards

手机支架

打开手机夹



Phone holder



使用三脚架

1

2

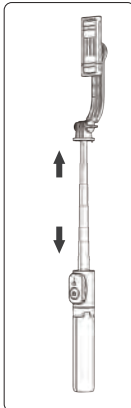
3

4

调节自拍杆

360°

225°



规格

Remote Model	C03
Main Material	ABS+Stainless Steel
Folded Length	196mm
Extended Length	1075mm
Product Size	196x52x37mm
Product Weight	162g
Battery	CR2032(Replaceable)


(the Battery must not be exposed to sunlight, fire or
similar overheating environments.)

Remind

·Remote control compatibility:
Android 4.4 or above, iOS 5.1 or above

·Android devices settings:
If you change your "volume key function" on
the camera, be sure to change it to the "default
value" or "Shooting". Getting the remote
control to work.

Thank you for your support!



FCC Statement

RF Exposure Information

The device has been evaluated to meet general RF
exposure requirement.The device can be used in
portable exposure condition without restriction.