| Mode | 7 | |
|---|---|---|
| | Band Edge | |
| | 2400-2483.5_Bluetooth-LE GFSK_CH39_2480MHz | |
| ANT | 1 | |
| Pol. | Horizontal | Fundamental |
| Peak | 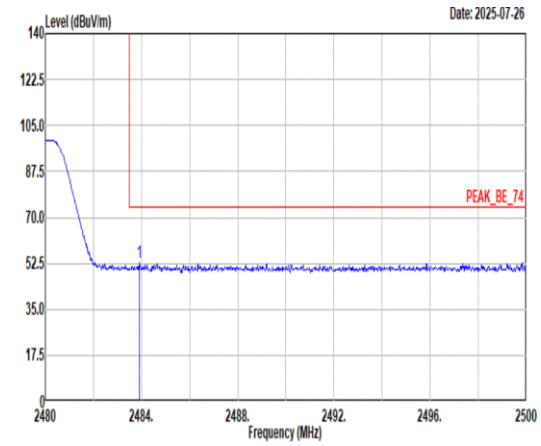 <br>Site : 03CH12-HY<br>Condition: PEAK_BE_74 3m 9120D-02114-250702 HORIZONTAL<br>: RBW:1000.000kHz VBW:3000.000kHz SWT:Auto<br>Freq Level Limit Line Margin Read Level Ant Factor Cable Loss Preamp Factor Aux Factor APos TPos Remark<br>MHz dBuV/m dBuV/m dB dBuV dB/m dB dB dB cm deg<br>1 2483.90 52.82 74.00 -21.18 42.85 27.94 6.90 34.90 10.03 100 236 PEAK | 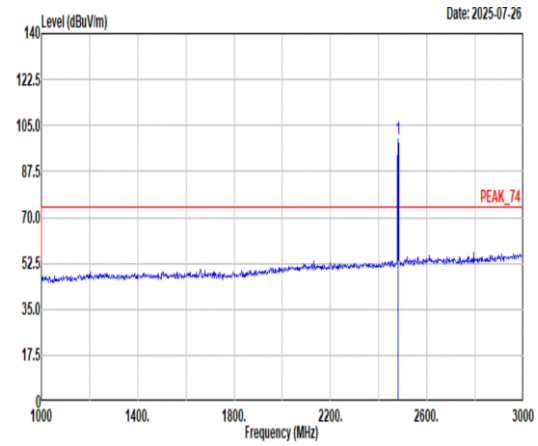 <br>Site : 03CH12-HY<br>Condition: PEAK_74 3m 9120D-02114-250702 HORIZONTAL<br>: RBW:1000.000kHz VBW:3000.000kHz SWT:Auto<br>Freq Level Limit Line Margin Read Level Ant Factor Cable Loss Preamp Factor Aux Factor APos TPos Remark<br>MHz dBuV/m dBuV/m dB dBuV dB/m dB dB dB cm deg<br>1 2480.00 99.69 ------ ------ 89.76 27.90 6.90 34.90 10.03 100 236 PEAK |
| Avg | 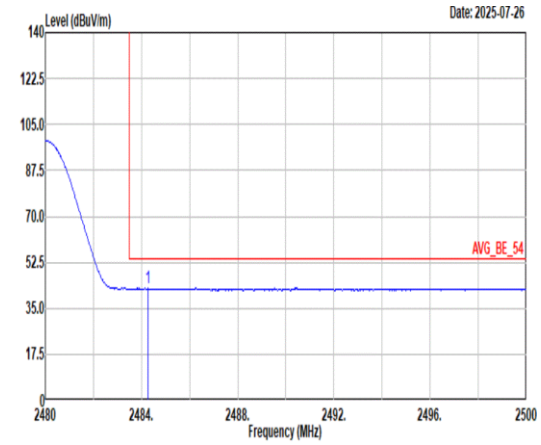 <br>Site : 03CH12-HY<br>Condition: AVG_BE_54 3m 9120D-02114-250702 HORIZONTAL<br>: RBW:1000.000kHz VBW:2.400kHz SWT:Auto<br>Freq Level Limit Line Margin Read Level Ant Factor Cable Loss Preamp Factor Aux Factor APos TPos Remark<br>MHz dBuV/m dBuV/m dB dBuV dB/m dB dB dB cm deg<br>1 2484.26 42.74 54.00 -11.26 32.77 27.94 6.90 34.90 10.03 100 236 AVERAGE | 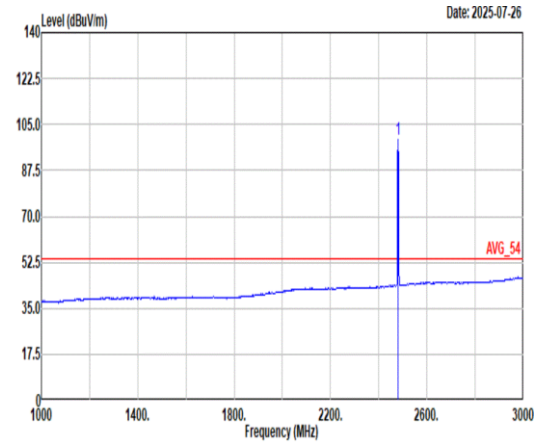 <br>Site : 03CH12-HY<br>Condition: AVG_54 3m 9120D-02114-250702 HORIZONTAL<br>: RBW:1000.000kHz VBW:2.400kHz SWT:Auto<br>Freq Level Limit Line Margin Read Level Ant Factor Cable Loss Preamp Factor Aux Factor APos TPos Remark<br>MHz dBuV/m dBuV/m dB dBuV dB/m dB dB dB cm deg<br>1 2480.00 99.22 ------ ------ 89.29 27.90 6.90 34.90 10.03 100 236 AVERAGE |

| Mode | 7 | |
|---|---|---|
| | Band Edge | |
| | 2400-2483.5_Bluetooth-LE GFSK_CH39_2480MHz | |
| ANT | 1 | |
| Pol. | Vertical | Fundamental |
| Peak | 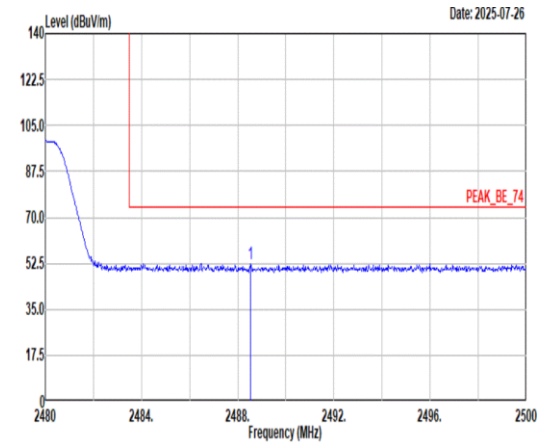 <br>Site : 03CH12-HY<br>Condition: PEAK_BE_74 3m 9120D-02114-250702 VERTICAL<br>: RBW:1000.000kHz VBW:3000.000kHz SWT:Auto<br>Freq Level Limit Line Margin Read Level Ant Factor Cable Loss Preamp Factor Aux Factor APos TPos Remark<br>MHz dBuV/m dBuV/m dB dBuV dB/m dB dB dB cm deg<br>1 2488.54 52.46 74.00 -21.54 42.44 27.99 6.91 34.91 10.03 245 163 PEAK | 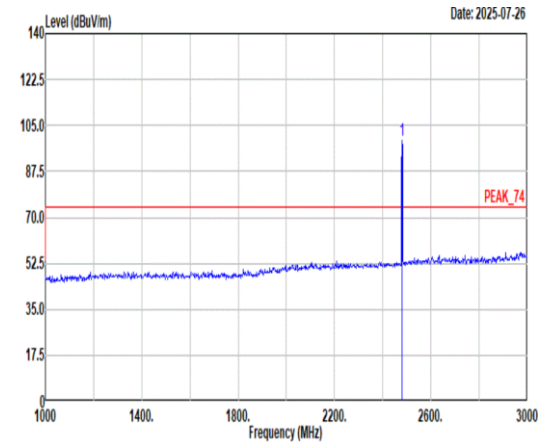 <br>Site : 03CH12-HY<br>Condition: PEAK_74 3m 9120D-02114-250702 VERTICAL<br>: RBW:1000.000kHz VBW:3000.000kHz SWT:Auto<br>Freq Level Limit Line Margin Read Level Ant Factor Cable Loss Preamp Factor Aux Factor APos TPos Remark<br>MHz dBuV/m dBuV/m dB dBuV dB/m dB dB dB cm deg<br>1 2480.00 99.34 ------ ------ 89.41 27.90 6.90 34.90 10.03 245 163 PEAK |
| Avg | 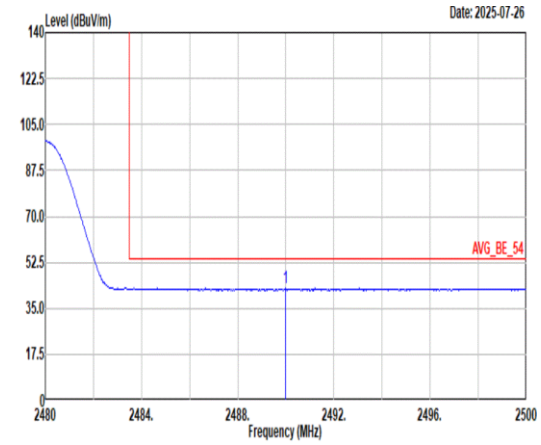 <br>Site : 03CH12-HY<br>Condition: AVG_BE_54 3m 9120D-02114-250702 VERTICAL<br>: RBW:1000.000kHz VBW:2.400kHz SWT:Auto<br>Freq Level Limit Line Margin Read Level Ant Factor Cable Loss Preamp Factor Aux Factor APos TPos Remark<br>MHz dBuV/m dBuV/m dB dBuV dB/m dB dB dB cm deg<br>1 2490.00 42.56 54.00 -11.44 32.53 28.00 6.91 34.91 10.03 245 163 AVERAGE | 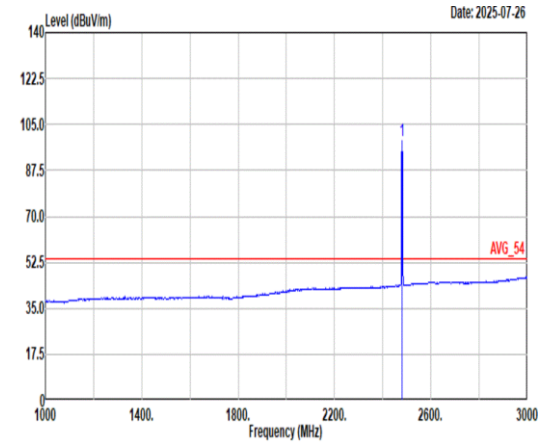 <br>Site : 03CH12-HY<br>Condition: AVG_54 3m 9120D-02114-250702 VERTICAL<br>: RBW:1000.000kHz VBW:2.400kHz SWT:Auto<br>Freq Level Limit Line Margin Read Level Ant Factor Cable Loss Preamp Factor Aux Factor APos TPos Remark<br>MHz dBuV/m dBuV/m dB dBuV dB/m dB dB dB cm deg<br>1 2480.00 98.82 ------ ------ 88.89 27.90 6.90 34.90 10.03 245 163 AVERAGE |

| Mode | 7 | |
|---|---|---|
| | Harmonic | |
| | 2400-2483.5_Bluetooth-LE GFSK_CH39_2480MHz | |
| ANT | 1 | |
| Pol. | Horizontal | Vertical |
| Peak<br>Avg | 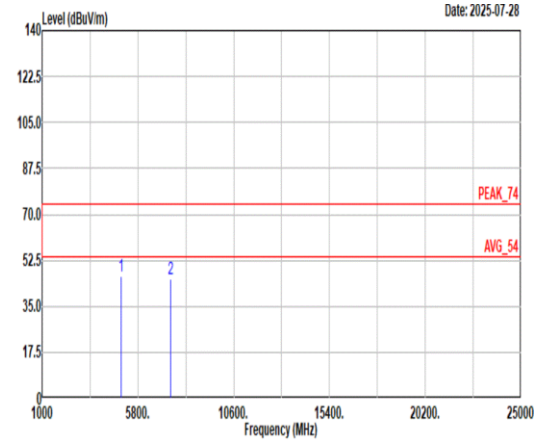 <br><br>Site : 03CH12-HY<br>Condition: PEAK_74 3m 9120D-02114-250702 HORIZONTAL<br>Freq Level Limit Line Margin Read Level Ant Factor Cable Loss Preamp Factor Aux Factor APos TPos Remark<br>MHz dBuV/m dBuV/m dB dBuV dB/m dB dB dB cm deg<br>1 4960.00 46.71 74.00 -27.29 69.43 33.44 10.63 67.38 0.59 -- -- PEAK<br>2 7440.00 45.29 74.00 -28.71 61.75 36.74 13.25 66.66 0.21 -- -- PEAK | 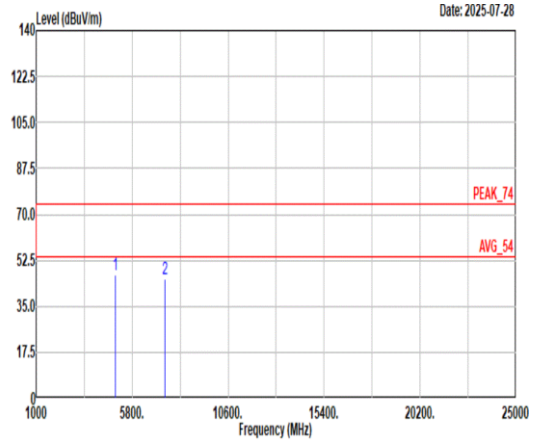 <br><br>Site : 03CH12-HY<br>Condition: PEAK_74 3m 9120D-02114-250702 VERTICAL<br>Freq Level Limit Line Margin Read Level Ant Factor Cable Loss Preamp Factor Aux Factor APos TPos Remark<br>MHz dBuV/m dBuV/m dB dBuV dB/m dB dB dB cm deg<br>1 4960.00 47.01 74.00 -26.99 69.73 33.44 10.63 67.38 0.59 -- -- PEAK<br>2 7440.00 45.23 74.00 -28.77 61.69 36.74 13.25 66.66 0.21 -- -- PEAK |

# C2-1. Radiated Spurious Emission Test Modes

| Mode | Band (MHz) | Antenna | Modulation | Channel | Frequency | Data Rate | RU | Remark |
|---|---|---|---|---|---|---|---|---|
| Mode 8 | 2400-2483.5 | 1 | Bluetooth-LE GFSK | 01 | 2404 | 2Mbps | - | - |
| Mode 9 | 2400-2483.5 | 1 | Bluetooth-LE GFSK | 19 | 2441 | 2Mbps | - | - |
| Mode 10 | 2400-2483.5 | 1 | Bluetooth-LE GFSK | 38 | 2478 | 2Mbps | - | - |
| Mode 11 | 2400-2483.5 | 1 | Bluetooth-LE GFSK | 38 | 2478 | 2Mbps | - | LF |

# C2-2. Summary of each worse mode

| Mode | Modulation | Ch. | Freq. (MHz) | Level (dBuV/m) | Limit (dBuV/m) | Margin (dB) | Pol. | Peak Avg. | Result | RU | Remark |
|---|---|---|---|---|---|---|---|---|---|---|---|
| 8 | Bluetooth-LE GFSK | 01 | 2378.81 | 42.46 | 54.00 | -11.54 | V | Avg. | Pass | - | Band Edge |
| | Bluetooth-LE GFSK | 01 | 4808.00 | 43.44 | 74.00 | -30.56 | V | Peak | Pass | - | Harmonic |
| 9 | Bluetooth-LE GFSK | 19 | 2499.22 | 43.42 | 54.00 | -10.58 | H | Avg. | Pass | - | Band Edge |
| | Bluetooth-LE GFSK | 19 | 4882.00 | 46.39 | 74.00 | -27.61 | V | Peak | Pass | - | Harmonic |
| 10 | Bluetooth-LE GFSK | 38 | 2499.14 | 43.55 | 54.00 | -10.45 | V | Avg. | Pass | - | Band Edge |
| | Bluetooth-LE GFSK | 38 | 4956.00 | 45.41 | 74.00 | -28.59 | V | Peak | Pass | - | Harmonic |
| 11 | Bluetooth-LE GFSK | 38 | 45.52 | 33.48 | 40.00 | -6.52 | V | Peak | Pass | - | LF |

| Mode | 8 | |
|---|---|---|
| | Band Edge | |
| | 2400-2483.5_Bluetooth-LE GFSK_CH01_2404MHz | |
| ANT | 1 | |
| Pol. | Horizontal | Fundamental |
| Peak | 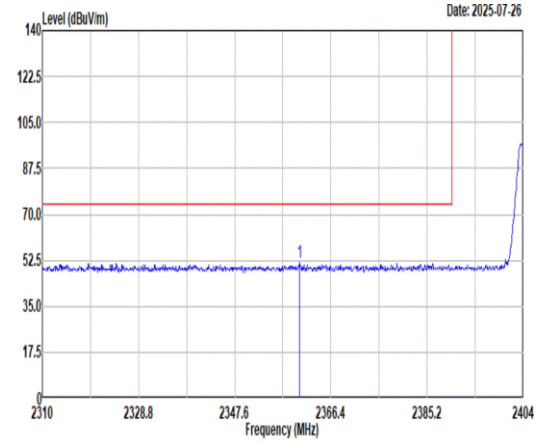 <br>Site : 03CH12-HY<br>Condition: PEAK_BE_74 3m 9120D-02114-250702 HORIZONTAL<br>: RBW:1000.000kHz VBW:3000.000kHz SWT:Auto<br>Freq Level Limit Line Margin Read Level Ant Factor Cable Loss Preamp Factor Aux Factor APos TPos Remark<br>MHz dBuV/m dBuV/m dB dBuV dB/m dB dB dB cm deg<br>1 2360.29 51.69 74.00 -22.31 42.51 27.30 6.72 34.87 10.03 143 232 PEAK | 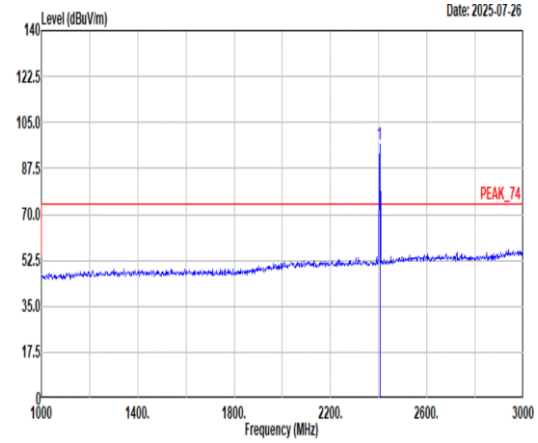 <br>Site : 03CH12-HY<br>Condition: PEAK_74 3m 9120D-02114-250702 HORIZONTAL<br>: RBW:1000.000kHz VBW:3000.000kHz SWT:Auto<br>Freq Level Limit Line Margin Read Level Ant Factor Cable Loss Preamp Factor Aux Factor APos TPos Remark<br>MHz dBuV/m dBuV/m dB dBuV dB/m dB dB dB cm deg<br>1 2404.00 96.82 ------ ------ 87.48 27.40 6.79 34.88 10.03 143 232 PEAK |
| Avg | 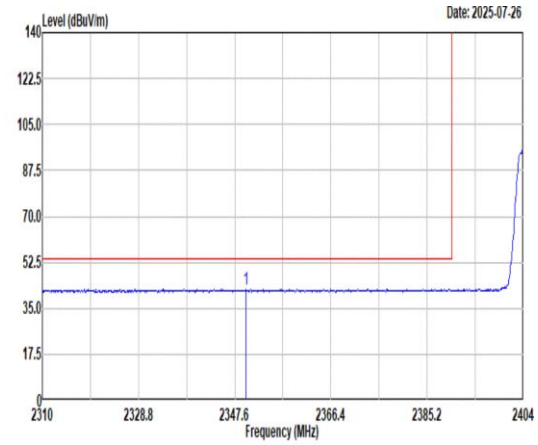 <br>Site : 03CH12-HY<br>Condition: AVG_BE_54 3m 9120D-02114-250702 HORIZONTAL<br>: RBW:1000.000kHz VBW:4.300kHz SWT:Auto<br>Freq Level Limit Line Margin Read Level Ant Factor Cable Loss Preamp Factor Aux Factor APos TPos Remark<br>MHz dBuV/m dBuV/m dB dBuV dB/m dB dB dB cm deg<br>1 2349.76 42.34 54.00 -11.66 33.06 27.40 6.71 34.86 10.03 143 232 AVERAGE | 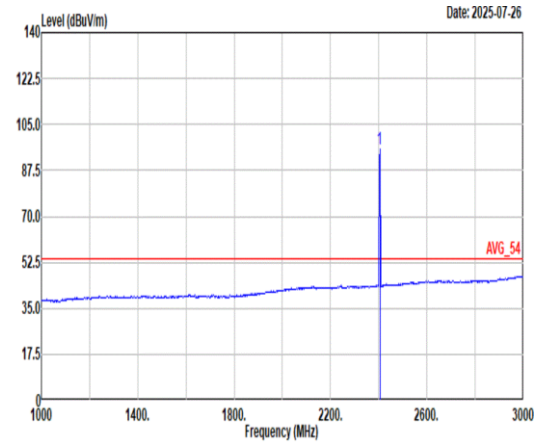 <br>Site : 03CH12-HY<br>Condition: AVG_54 3m 9120D-02114-250702 HORIZONTAL<br>: RBW:1000.000kHz VBW:4.300kHz SWT:Auto<br>Freq Level Limit Line Margin Read Level Ant Factor Cable Loss Preamp Factor Aux Factor APos TPos Remark<br>MHz dBuV/m dBuV/m dB dBuV dB/m dB dB dB cm deg<br>1 2404.00 95.86 ------ ------ 86.52 27.40 6.79 34.88 10.03 143 232 AVERAGE |

| Mode | 8 | |
|---|---|---|
| | Band Edge | |
| | 2400-2483.5_Bluetooth-LE GFSK_CH01_2404MHz | |
| ANT | 1 | |
| Pol. | Vertical | Fundamental |
| Peak | 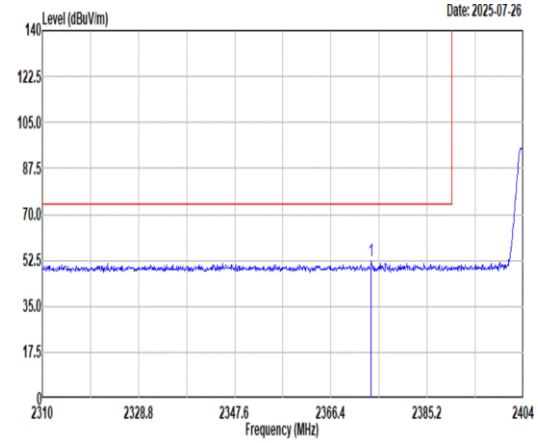 <br>Site : 03CH12-HY<br>Condition: PEAK_BE_74 3m 9120D-02114-250702 VERTICAL<br>: RBW:1000.000kHz VBW:3000.000kHz SWT:Auto<br>Freq Level Limit Line Margin Read Level Ant Factor Cable Loss Preamp Factor Aux Factor APos TPos Remark<br>MHz dBuV/m dBuV/m dB dBuV dB/m dB dB dB cm deg<br>1 2374.30 52.29 74.00 -21.71 43.09 27.30 6.74 34.87 10.03 100 4 PEAK | 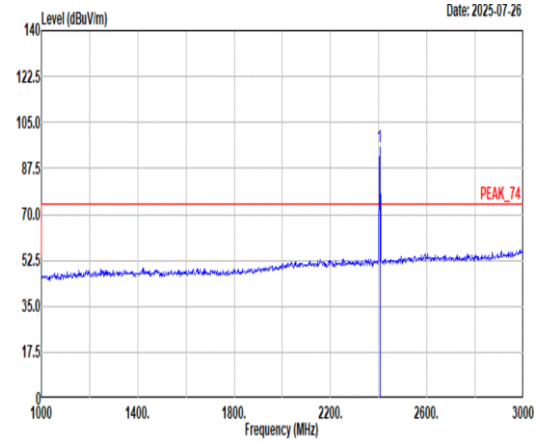 <br>Site : 03CH12-HY<br>Condition: PEAK_74 3m 9120D-02114-250702 VERTICAL<br>: RBW:1000.000kHz VBW:3000.000kHz SWT:Auto<br>Freq Level Limit Line Margin Read Level Ant Factor Cable Loss Preamp Factor Aux Factor APos TPos Remark<br>MHz dBuV/m dBuV/m dB dBuV dB/m dB dB dB cm deg<br>1 2404.00 95.49 ------ ------ 86.15 27.40 6.79 34.88 10.03 100 4 PEAK |
| Avg | 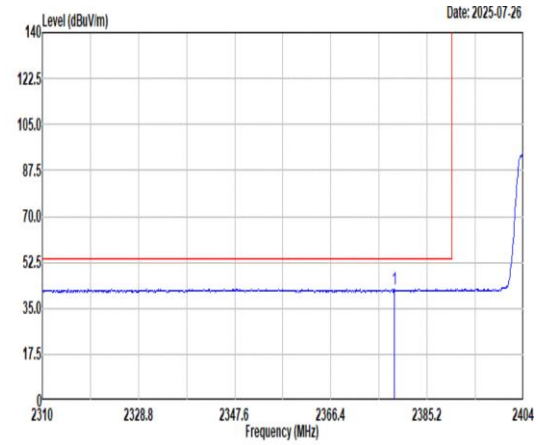 <br>Site : 03CH12-HY<br>Condition: AVG_BE_54 3m 9120D-02114-250702 VERTICAL<br>: RBW:1000.000kHz VBW:4.300kHz SWT:Auto<br>Freq Level Limit Line Margin Read Level Ant Factor Cable Loss Preamp Factor Aux Factor APos TPos Remark<br>MHz dBuV/m dBuV/m dB dBuV dB/m dB dB dB cm deg<br>1 2378.81 42.46 54.00 -11.54 33.25 27.30 6.75 34.87 10.03 100 4 AVERAGE | 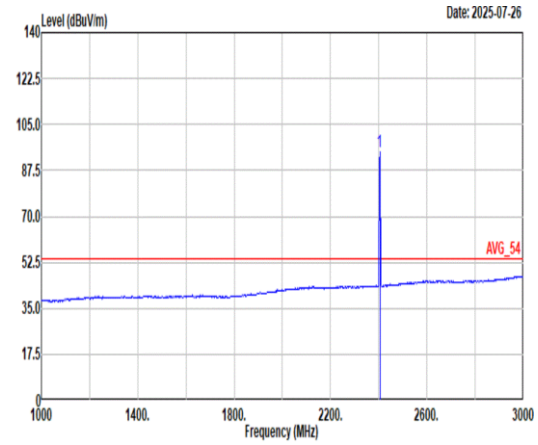 <br>Site : 03CH12-HY<br>Condition: AVG_54 3m 9120D-02114-250702 VERTICAL<br>: RBW:1000.000kHz VBW:4.300kHz SWT:Auto<br>Freq Level Limit Line Margin Read Level Ant Factor Cable Loss Preamp Factor Aux Factor APos TPos Remark<br>MHz dBuV/m dBuV/m dB dBuV dB/m dB dB dB cm deg<br>1 2404.00 94.55 ------ ------ 85.21 27.40 6.79 34.88 10.03 100 4 AVERAGE |

| | | |
|---|---|---|
| Mode | 8 | |
| | Harmonic | |
| | 2400-2483.5_Bluetooth-LE GFSK_CH01_2404MHz | |
| ANT | 1 | |
| Pol. | Horizontal | Vertical |
| Peak<br>Avg | 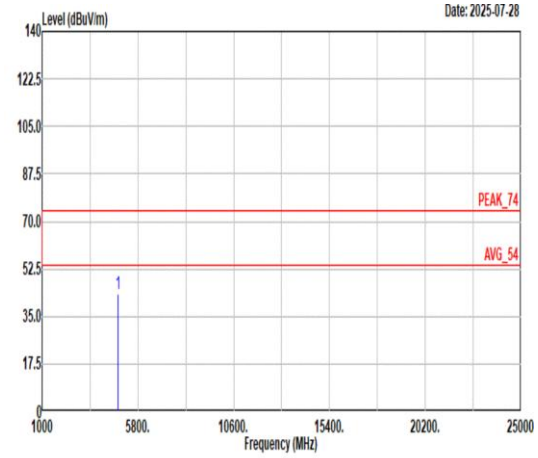 <br><br>Site : 03CH12-HY<br>Condition: PEAK_74 3m 9120D-02114-250702 HORIZONTAL<br><br>Freq Level Limit Line Margin Read Level Ant Factor Cable Loss Preamp Factor Aux Factor APos TPos Remark<br>MHz dBuV/m dBuV/m dB dBuV dB/m dB dB dB cm deg<br>1 4808.00 43.23 74.00 -30.77 67.58 32.35 10.29 67.44 0.45 -- -- PEAK | 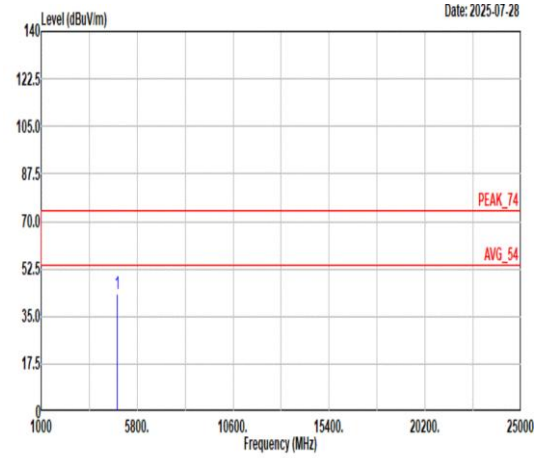 <br><br>Site : 03CH12-HY<br>Condition: PEAK_74 3m 9120D-02114-250702 VERTICAL<br><br>Freq Level Limit Line Margin Read Level Ant Factor Cable Loss Preamp Factor Aux Factor APos TPos Remark<br>MHz dBuV/m dBuV/m dB dBuV dB/m dB dB dB cm deg<br>1 4808.00 43.44 74.00 -30.56 67.79 32.35 10.29 67.44 0.45 -- -- PEAK |

| Mode | 9 | |
|---|---|---|
| | Band Edge - L | |
| | 2400-2483.5_Bluetooth-LE GFSK_CH19_2441MHz | |
| ANT | 1 | |
| Pol. | Horizontal | Fundamental |
| Peak | 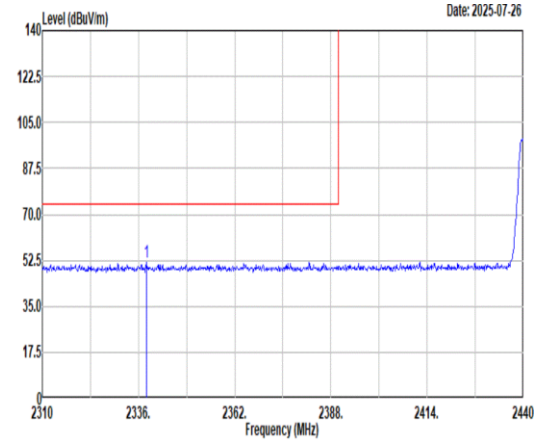 <br>Site : 03CH12-HY<br>Condition: PEAK_BE_74 3m 9120D-02114-250702 HORIZONTAL<br>: RBW:1000.000kHz VBW:3000.000kHz SWT:Auto<br>Freq Level Limit Line Margin Read Level Ant Factor Cable Loss Preamp Factor Aux Factor APos TPos Remark<br>MHz dBuV/m dBuV/m dB dBuV dB/m dB dB dB cm deg<br>1 2338.21 51.64 74.00 -22.36 42.38 27.40 6.69 34.86 10.03 142 232 PEAK | 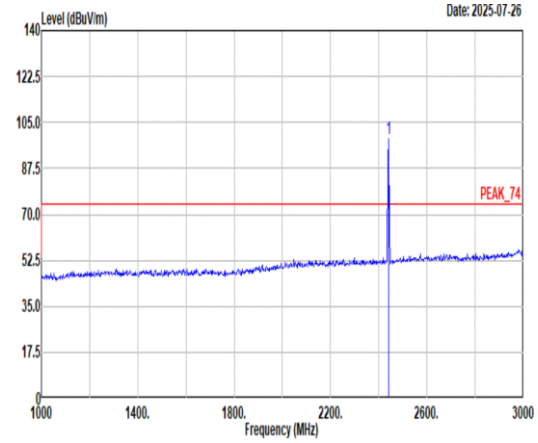 <br>Site : 03CH12-HY<br>Condition: PEAK_74 3m 9120D-02114-250702 HORIZONTAL<br>: RBW:1000.000kHz VBW:3000.000kHz SWT:Auto<br>Freq Level Limit Line Margin Read Level Ant Factor Cable Loss Preamp Factor Aux Factor APos TPos Remark<br>MHz dBuV/m dBuV/m dB dBuV dB/m dB dB dB cm deg<br>1 2441.00 98.76 ------ ------ 89.18 27.60 6.84 34.89 10.03 142 232 PEAK |
| Avg | 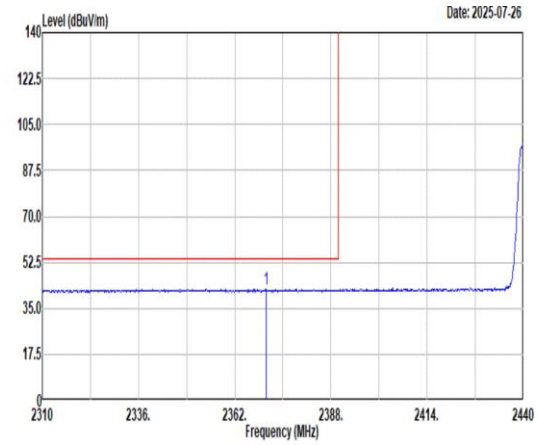 <br>Site : 03CH12-HY<br>Condition: AVG_BE_54 3m 9120D-02114-250702 HORIZONTAL<br>: RBW:1000.000kHz VBW:4.300kHz SWT:Auto<br>Freq Level Limit Line Margin Read Level Ant Factor Cable Loss Preamp Factor Aux Factor APos TPos Remark<br>MHz dBuV/m dBuV/m dB dBuV dB/m dB dB dB cm deg<br>1 2370.45 42.44 54.00 -11.56 33.24 27.30 6.74 34.87 10.03 142 232 AVERAGE | 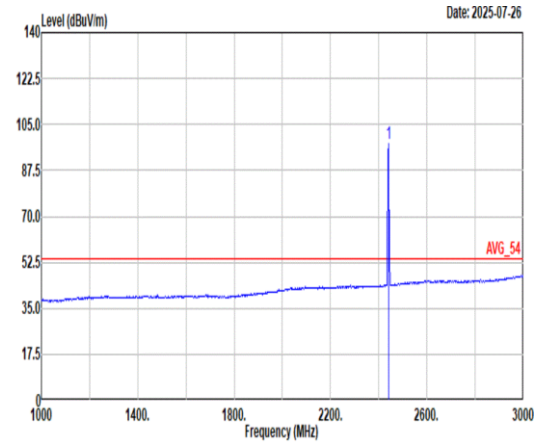 <br>Site : 03CH12-HY<br>Condition: AVG_54 3m 9120D-02114-250702 HORIZONTAL<br>: RBW:1000.000kHz VBW:4.300kHz SWT:Auto<br>Freq Level Limit Line Margin Read Level Ant Factor Cable Loss Preamp Factor Aux Factor APos TPos Remark<br>MHz dBuV/m dBuV/m dB dBuV dB/m dB dB dB cm deg<br>1 2441.00 97.82 ------ ------ 88.24 27.60 6.84 34.89 10.03 142 232 AVERAGE |

| Mode | 9 | |
|---|---|---|
| | Band Edge - R | |
| | 2400-2483.5_Bluetooth-LE GFSK_CH19_2441MHz | |
| ANT | 1 | |
| Pol. | Horizontal | Fundamental |
| Peak | 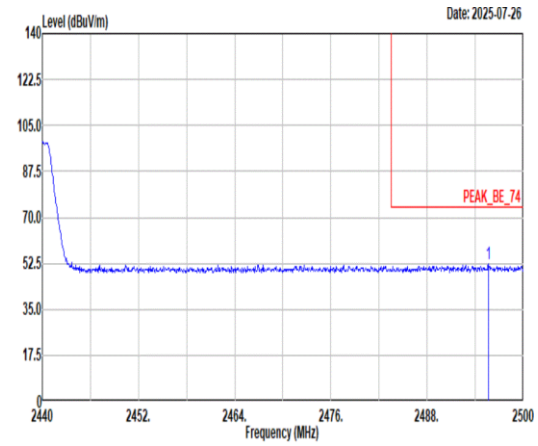 <br>Site : 03CH12-HY<br>Condition: PEAK_BE_74 3m 9120D-02114-250702 HORIZONTAL<br>: RBW:1000.000kHz VBW:3000.000kHz SWT:Auto<br><br>Freq Level Limit Line Margin Read Level Ant Factor Cable Loss Preamp Factor Aux Factor APos TPos Remark<br>MHz dBuV/m dBuV/m dB dBuV dB/m dB dB dB cm deg<br>1 2495.62 52.20 74.00 -21.80 42.10 28.06 6.92 34.91 10.03 142 232 PEAK | Blank |
| Avg | 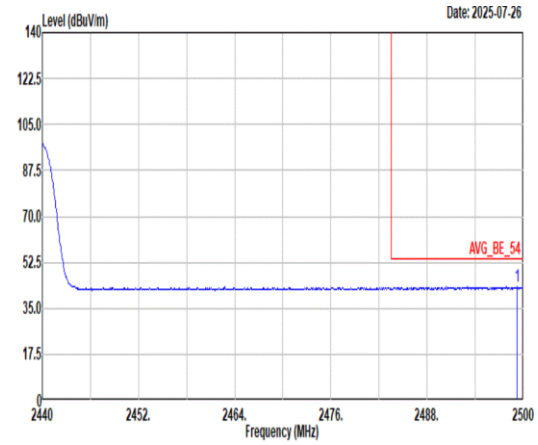 <br>Site : 03CH12-HY<br>Condition: AVG_BE_54 3m 9120D-02114-250702 HORIZONTAL<br>: RBW:1000.000kHz VBW:4.300kHz SWT:Auto<br><br>Freq Level Limit Line Margin Read Level Ant Factor Cable Loss Preamp Factor Aux Factor APos TPos Remark<br>MHz dBuV/m dBuV/m dB dBuV dB/m dB dB dB cm deg<br>1 2499.22 43.42 54.00 -10.58 33.29 28.09 6.92 34.91 10.03 142 232 AVERAGE | Blank |

| Mode | 9 | |
|---|---|---|
| | Band Edge - L | |
| | 2400-2483.5_Bluetooth-LE GFSK_CH19_2441MHz | |
| ANT | 1 | |
| Pol. | Vertical | Fundamental |
| Peak | 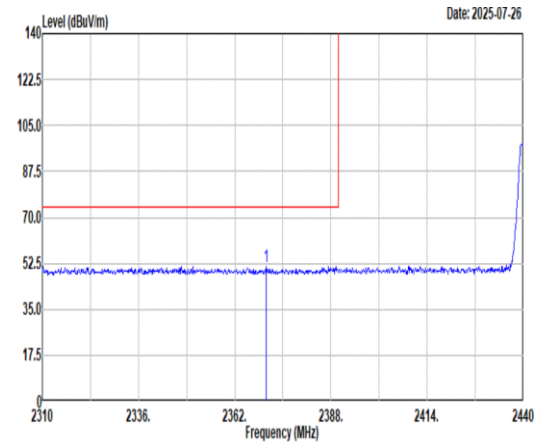 <br>Site : 03CH12-HY<br>Condition: PEAK_BE_74 3m 9120D-02114-250702 VERTICAL<br>: RBW:1000.000kHz VBW:3000.000kHz SWT:Auto<br>Freq Level Limit Line Margin Read Level Ant Factor Cable Loss Preamp Factor Aux Factor APos TPos Remark<br>MHz dBuV/m dBuV/m dB dBuV dB/m dB dB dB cm deg<br>1 2370.45 51.24 74.00 -22.76 42.04 27.30 6.74 34.87 10.03 100 147 PEAK | 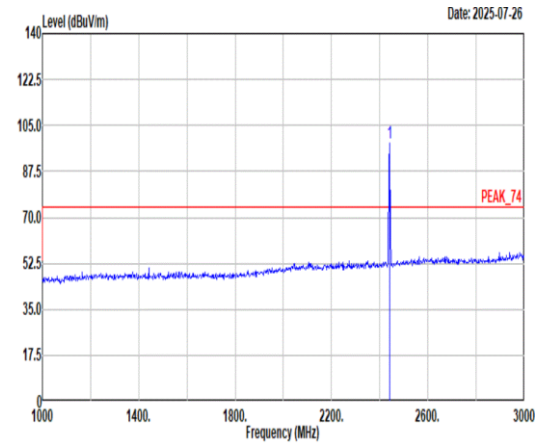 <br>Site : 03CH12-HY<br>Condition: PEAK_74 3m 9120D-02114-250702 VERTICAL<br>: RBW:1000.000kHz VBW:3000.000kHz SWT:Auto<br>Freq Level Limit Line Margin Read Level Ant Factor Cable Loss Preamp Factor Aux Factor APos TPos Remark<br>MHz dBuV/m dBuV/m dB dBuV dB/m dB dB dB cm deg<br>1 2441.00 98.27 ------ ------ 88.69 27.60 6.84 34.89 10.03 100 147 PEAK |
| Avg | 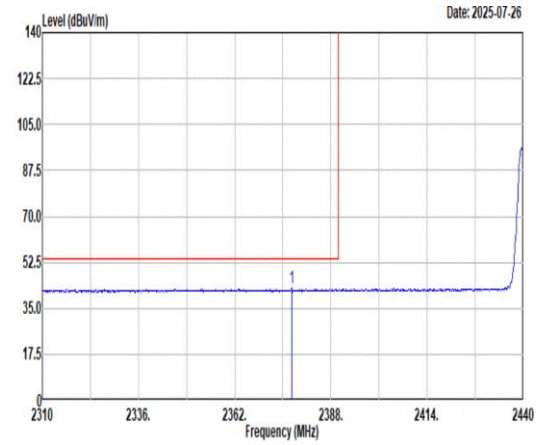 <br>Site : 03CH12-HY<br>Condition: AVG_BE_54 3m 9120D-02114-250702 VERTICAL<br>: RBW:1000.000kHz VBW:4.300kHz SWT:Auto<br>Freq Level Limit Line Margin Read Level Ant Factor Cable Loss Preamp Factor Aux Factor APos TPos Remark<br>MHz dBuV/m dBuV/m dB dBuV dB/m dB dB dB cm deg<br>1 2377.34 42.54 54.00 -11.46 33.33 27.30 6.75 34.87 10.03 100 147 AVERAGE | 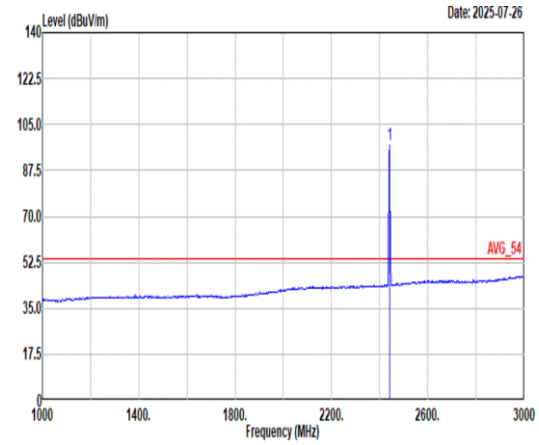 <br>Site : 03CH12-HY<br>Condition: AVG_54 3m 9120D-02114-250702 VERTICAL<br>: RBW:1000.000kHz VBW:4.300kHz SWT:Auto<br>Freq Level Limit Line Margin Read Level Ant Factor Cable Loss Preamp Factor Aux Factor APos TPos Remark<br>MHz dBuV/m dBuV/m dB dBuV dB/m dB dB dB cm deg<br>1 2441.00 97.35 ------ ------ 87.77 27.60 6.84 34.89 10.03 100 147 AVERAGE |

| Mode | 9 | |
|---|---|---|
| | Band Edge - R | |
| | 2400-2483.5_Bluetooth-LE GFSK_CH19_2441MHz | |
| ANT | 1 | |
| Pol. | Vertical | Fundamental |
| Peak | 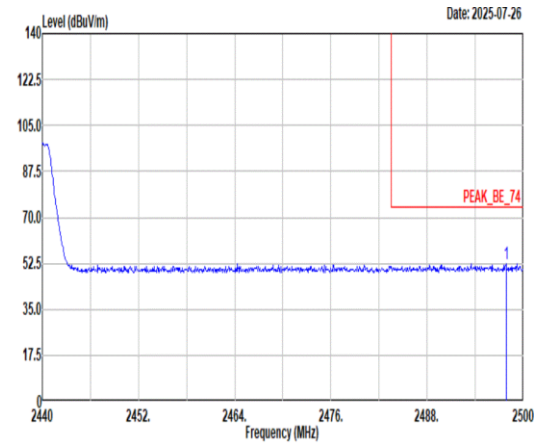 <br>Site : 03CH12-HY<br>Condition: PEAK_BE_74 3m 9120D-02114-250702 VERTICAL<br>: RBW:1000.000kHz VBW:3000.000kHz SWT:Auto<br><br>Limit Read Ant Cable Preamp Aux APos TPos<br>Freq Level Line Margin Level Factor Loss Factor Factor Remark<br>MHz dBuV/m dBuV/m dB dBuV dB/m dB dB dB cm deg<br>1 2497.84 52.48 74.00 -21.52 42.36 28.08 6.92 34.91 10.03 100 147 PEAK | Blank |
| Avg | 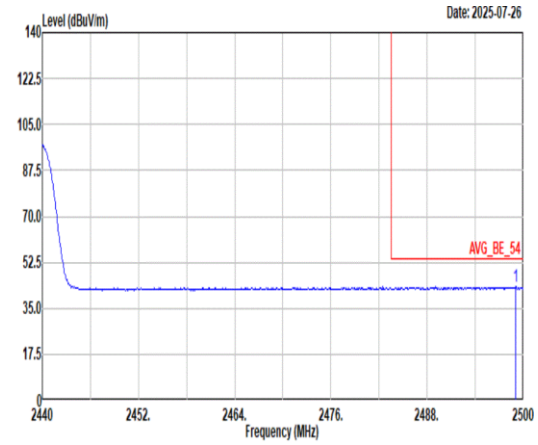 <br>Site : 03CH12-HY<br>Condition: AVG_BE_54 3m 9120D-02114-250702 VERTICAL<br>: RBW:1000.000kHz VBW:4.300kHz SWT:Auto<br><br>Limit Read Ant Cable Preamp Aux APos TPos<br>Freq Level Line Margin Level Factor Loss Factor Factor Remark<br>MHz dBuV/m dBuV/m dB dBuV dB/m dB dB dB cm deg<br>1 2499.04 43.24 54.00 -10.76 33.11 28.09 6.92 34.91 10.03 100 147 AVERAGE | Blank |

| Mode | 9 | |
|---|---|---|
| | Harmonic | |
| | 2400-2483.5_Bluetooth-LE GFSK_CH19_2441MHz | |
| ANT | 1 | |
| Pol. | Horizontal | Vertical |
| Peak<br>Avg | 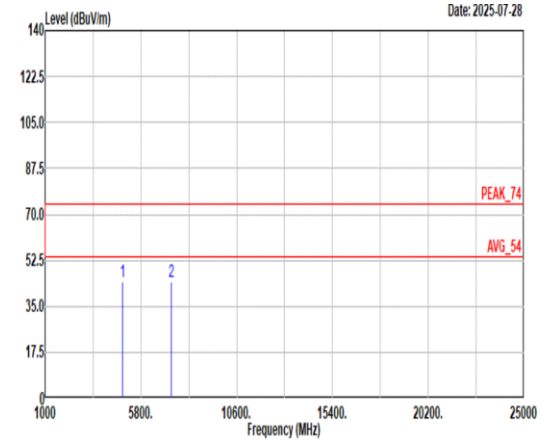 <br><br>Site : 03CH12-HY<br>Condition: PEAK_74 3m 9120D-02114-250702 HORIZONTAL<br><br>Freq Level Limit Line Margin Read Level Ant Factor Cable Loss Preamp Factor Aux Factor APos TPos Remark<br>MHz dBuV/m dBuV/m dB dBuV dB/m dB dB dB cm deg<br>1 4882.00 44.26 74.00 -29.74 67.84 32.86 10.45 67.41 0.52 -- -- PEAK<br>2 7323.00 44.56 74.00 -29.44 60.72 37.10 13.15 66.61 0.20 -- -- PEAK | 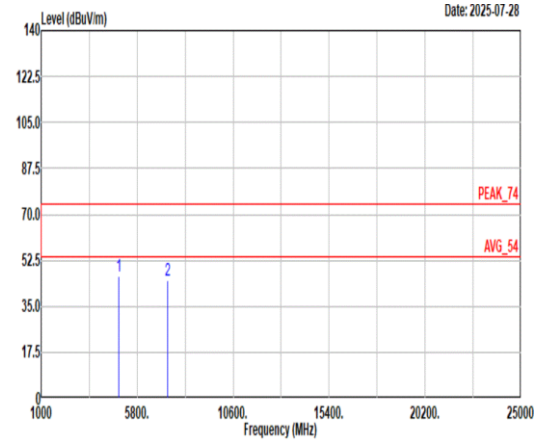 <br><br>Site : 03CH12-HY<br>Condition: PEAK_74 3m 9120D-02114-250702 VERTICAL<br><br>Freq Level Limit Line Margin Read Level Ant Factor Cable Loss Preamp Factor Aux Factor APos TPos Remark<br>MHz dBuV/m dBuV/m dB dBuV dB/m dB dB dB cm deg<br>1 4882.00 46.39 74.00 -27.61 69.97 32.86 10.45 67.41 0.52 -- -- PEAK<br>2 7323.00 44.90 74.00 -29.10 61.06 37.10 13.15 66.61 0.20 -- -- PEAK |

| Mode | 10 | |
|---|---|---|
| | Band Edge | |
| | 2400-2483.5_Bluetooth-LE GFSK_CH38_2478MHz | |
| ANT | 1 | |
| Pol. | Horizontal | Fundamental |
| Peak | 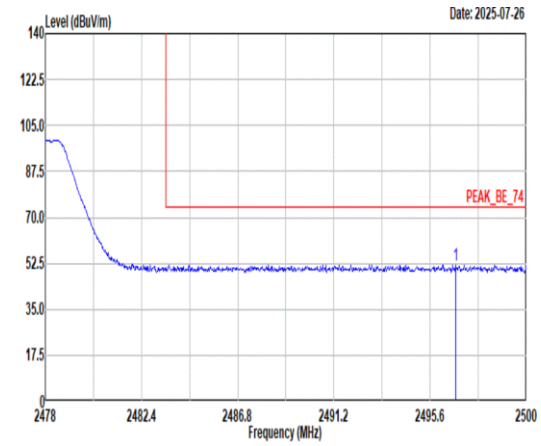 <br>Site : 03CH12-HY<br>Condition: PEAK_BE_74 3m 9120D-02114-250702 HORIZONTAL<br>: RBW:1000.000kHz VBW:3000.000kHz SWT:Auto<br>Freq Level Limit Line Margin Read Level Ant Factor Cable Loss Preamp Factor Aux Factor APos TPos Remark<br>MHz dBuV/m dBuV/m dB dBuV dB/m dB dB dB cm deg<br>1 2496.77 51.93 74.00 -22.07 41.82 28.07 6.92 34.91 10.03 100 234 PEAK | 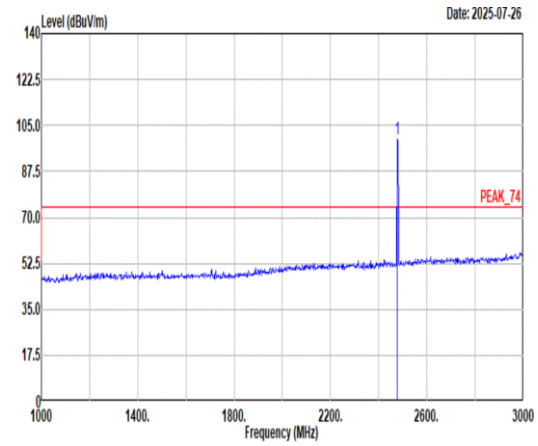 <br>Site : 03CH12-HY<br>Condition: PEAK_74 3m 9120D-02114-250702 HORIZONTAL<br>: RBW:1000.000kHz VBW:3000.000kHz SWT:Auto<br>Freq Level Limit Line Margin Read Level Ant Factor Cable Loss Preamp Factor Aux Factor APos TPos Remark<br>MHz dBuV/m dBuV/m dB dBuV dB/m dB dB dB cm deg<br>1 2478.00 99.69 ------ ------ 89.79 27.88 6.89 34.90 10.03 100 234 PEAK |
| Avg | 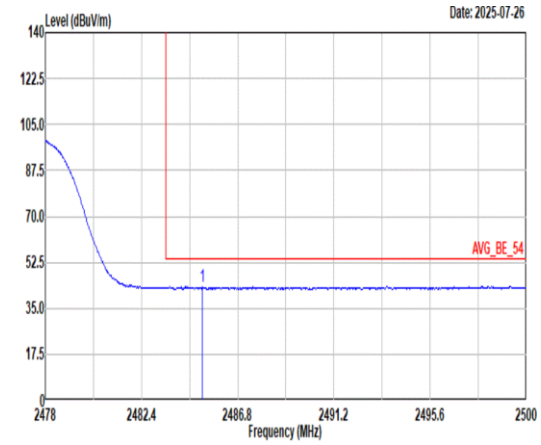 <br>Site : 03CH12-HY<br>Condition: AVG_BE_54 3m 9120D-02114-250702 HORIZONTAL<br>: RBW:1000.000kHz VBW:4.300kHz SWT:Auto<br>Freq Level Limit Line Margin Read Level Ant Factor Cable Loss Preamp Factor Aux Factor APos TPos Remark<br>MHz dBuV/m dBuV/m dB dBuV dB/m dB dB dB cm deg<br>1 2485.17 43.49 54.00 -10.51 33.52 27.95 6.90 34.91 10.03 100 234 AVERAGE | 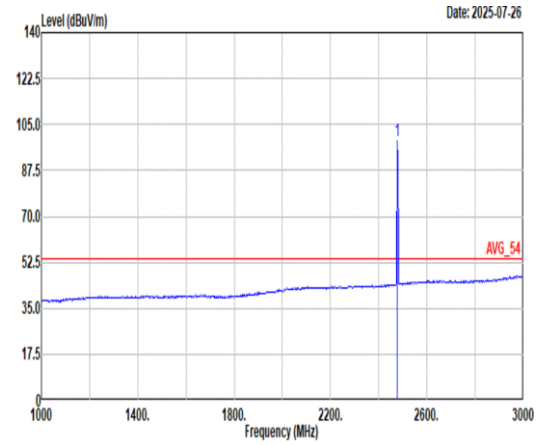 <br>Site : 03CH12-HY<br>Condition: AVG_54 3m 9120D-02114-250702 HORIZONTAL<br>: RBW:1000.000kHz VBW:4.300kHz SWT:Auto<br>Freq Level Limit Line Margin Read Level Ant Factor Cable Loss Preamp Factor Aux Factor APos TPos Remark<br>MHz dBuV/m dBuV/m dB dBuV dB/m dB dB dB cm deg<br>1 2478.00 98.68 ------ ------ 88.78 27.88 6.89 34.90 10.03 100 234 AVERAGE |

| Mode | 10 | |
|---|---|---|
| | Band Edge | |
| | 2400-2483.5_Bluetooth-LE GFSK_CH38_2478MHz | |
| ANT | 1 | |
| Pol. | Vertical | Fundamental |
| Peak | 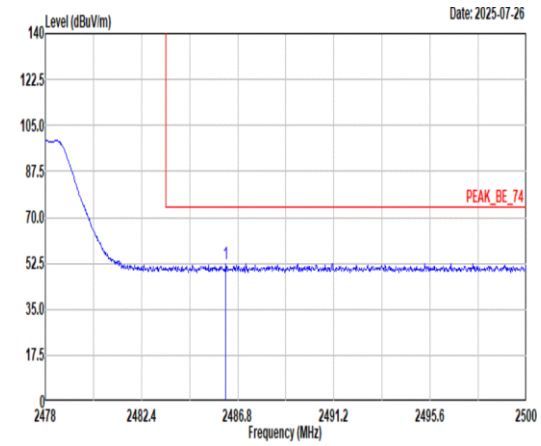 <br>Site : 03CH12-HY<br>Condition: PEAK_BE_74 3m 9120D-02114-250702 VERTICAL<br>: RBW:1000.000kHz VBW:3000.000kHz SWT:Auto<br>Freq Level Limit Line Margin Read Level Ant Factor Cable Loss Preamp Factor Aux Factor APos TPos Remark<br>MHz dBuV/m dBuV/m dB dBuV dB/m dB dB dB cm deg<br>1 2486.25 52.54 74.00 -21.46 42.55 27.96 6.91 34.91 10.03 259 162 PEAK | 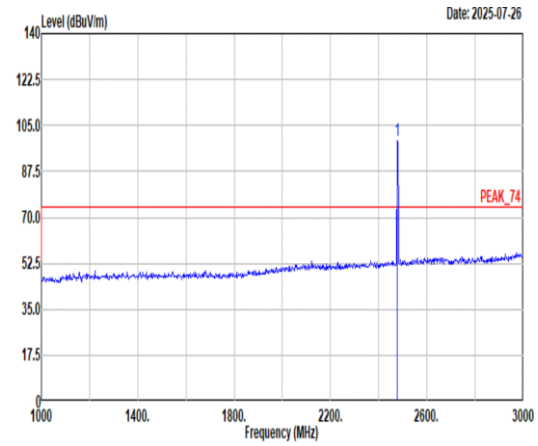 <br>Site : 03CH12-HY<br>Condition: PEAK_74 3m 9120D-02114-250702 VERTICAL<br>: RBW:1000.000kHz VBW:3000.000kHz SWT:Auto<br>Freq Level Limit Line Margin Read Level Ant Factor Cable Loss Preamp Factor Aux Factor APos TPos Remark<br>MHz dBuV/m dBuV/m dB dBuV dB/m dB dB dB cm deg<br>1 2478.00 99.50 ------ ------ 89.60 27.88 6.89 34.90 10.03 259 162 PEAK |
| Avg | 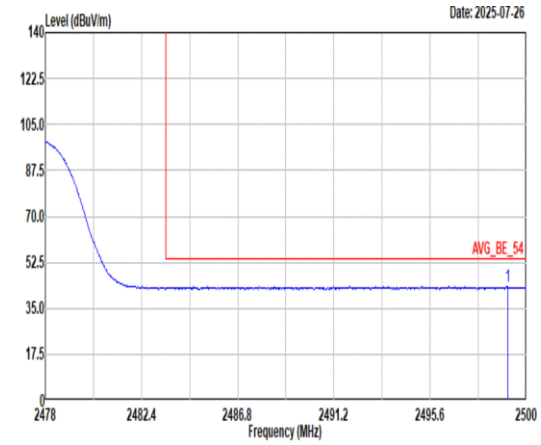 <br>Site : 03CH12-HY<br>Condition: AVG_BE_54 3m 9120D-02114-250702 VERTICAL<br>: RBW:1000.000kHz VBW:4.300kHz SWT:Auto<br>Freq Level Limit Line Margin Read Level Ant Factor Cable Loss Preamp Factor Aux Factor APos TPos Remark<br>MHz dBuV/m dBuV/m dB dBuV dB/m dB dB dB cm deg<br>1 2499.14 43.55 54.00 -10.45 33.42 28.09 6.92 34.91 10.03 259 162 AVERAGE | 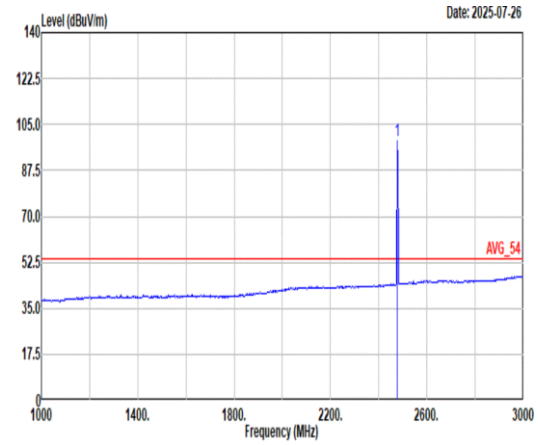 <br>Site : 03CH12-HY<br>Condition: AVG_54 3m 9120D-02114-250702 VERTICAL<br>: RBW:1000.000kHz VBW:4.300kHz SWT:Auto<br>Freq Level Limit Line Margin Read Level Ant Factor Cable Loss Preamp Factor Aux Factor APos TPos Remark<br>MHz dBuV/m dBuV/m dB dBuV dB/m dB dB dB cm deg<br>1 2478.00 98.55 ------ ------ 88.65 27.88 6.89 34.90 10.03 259 162 AVERAGE |

| Mode | 10 | |
|---|---|---|
| | Harmonic | |
| | 2400-2483.5_Bluetooth-LE GFSK_CH38_2478MHz | |
| ANT | 1 | |
| Pol. | Horizontal | Vertical |
| Peak<br>Avg | 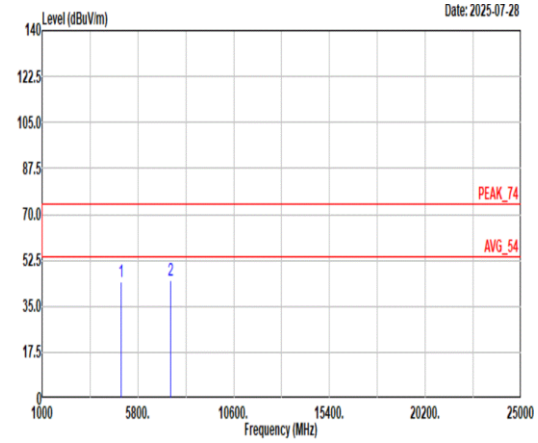 <br><br>Site : 03CH12-HY<br>Condition: PEAK_74 3m 9120D-02114-250702 HORIZONTAL<br><br>Freq Level Limit Line Margin Read Level Ant Factor Cable Loss Preamp Factor Aux Factor APos TPos Remark<br>MHz dBuV/m dBuV/m dB dBuV dB/m dB dB dB cm deg<br>1 4956.00 44.43 74.00 -29.57 67.18 33.42 10.62 67.38 0.59 -- -- PEAK<br>2 7434.00 45.16 74.00 -28.84 61.61 36.76 13.24 66.66 0.21 -- -- PEAK | 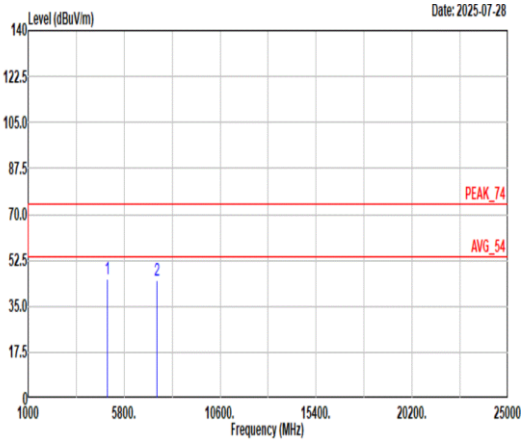 <br><br>Site : 03CH12-HY<br>Condition: PEAK_74 3m 9120D-02114-250702 VERTICAL<br><br>Freq Level Limit Line Margin Read Level Ant Factor Cable Loss Preamp Factor Aux Factor APos TPos Remark<br>MHz dBuV/m dBuV/m dB dBuV dB/m dB dB dB cm deg<br>1 4956.00 45.41 74.00 -28.59 68.16 33.42 10.62 67.38 0.59 -- -- PEAK<br>2 7434.00 44.87 74.00 -29.13 61.32 36.76 13.24 66.66 0.21 -- -- PEAK |

| | | |
|---|---|---|
| Mode | 11 | |
| | LF | |
| | 2400-2483.5_Bluetooth-LE GFSK_CH38_2478MHz | |
| ANT | 1 | |
| Pol. | Horizontal | Vertical |
| QP/ Peak | 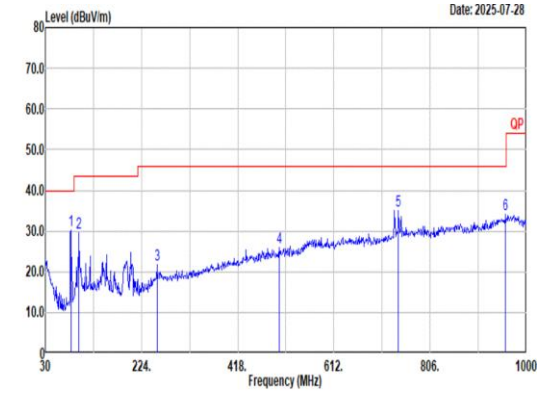 <br>Site : 03CH12-HY<br>Condition: QP 3m Bilog_37059_20241127 HORIZONTAL<br>Freq Level Limit Line Margin Read Level Ant Factor Cable Loss Preamp Factor Aux Factor APos TPos Remark<br>1 81.41 30.17 40.00 -9.83 44.85 13.78 1.26 29.79 0.07 -- -- Peak<br>2 97.90 29.52 43.50 -13.98 41.88 15.96 1.37 29.79 0.10 -- -- Peak<br>3 255.04 21.69 46.00 -24.31 29.58 19.29 2.20 29.53 0.15 -- -- Peak<br>4 502.39 25.87 46.00 -20.13 27.44 24.20 3.16 29.07 0.14 -- -- Peak<br>5 741.98 35.06 46.00 -10.94 31.38 28.33 3.76 28.74 0.33 -- -- Peak<br>6 958.29 34.03 46.00 -11.97 26.39 31.21 4.28 28.30 0.45 -- -- Peak | 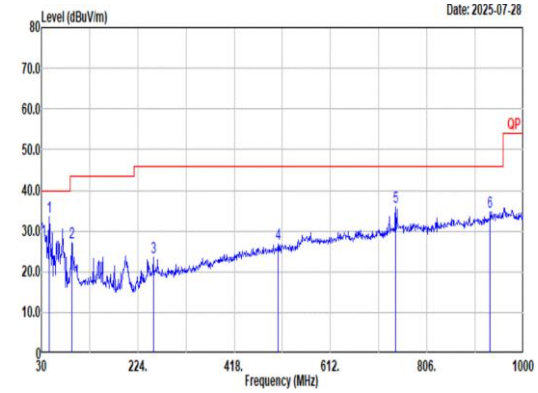 <br>Site : 03CH12-HY<br>Condition: QP 3m Bilog_37059_20241127 VERTICAL<br>Freq Level Limit Line Margin Read Level Ant Factor Cable Loss Preamp Factor Aux Factor APos TPos Remark<br>1 45.52 33.48 40.00 -6.52 45.44 16.83 0.99 29.82 0.04 -- -- Peak<br>2 91.11 27.14 43.50 -16.36 40.36 15.14 1.33 29.78 0.09 -- -- Peak<br>3 255.04 23.53 46.00 -22.47 31.42 19.29 2.20 29.53 0.15 -- -- Peak<br>4 506.27 27.00 46.00 -19.00 28.50 24.26 3.16 29.07 0.15 -- -- Peak<br>5 742.95 35.89 46.00 -10.11 32.20 28.34 3.76 28.74 0.33 -- -- Peak<br>6 933.07 34.86 46.00 -11.14 28.45 30.11 4.23 28.36 0.43 -- -- Peak |

# Appendix D. Duty Cycle Plots

| Band | Duty Cycle (%) | T(us) | 1/T(kHz) | VBW Setting |
|---|---|---|---|---|
| Bluetooth - LE for 1Mbps | 70.19 | 438 | 2.28 | 2.4kHz |
| Bluetooth - LE for 2Mbps | 40.89 | 256 | 3.91 | 4.3kHz |

**Bluetooth - LE for 1Mbps**

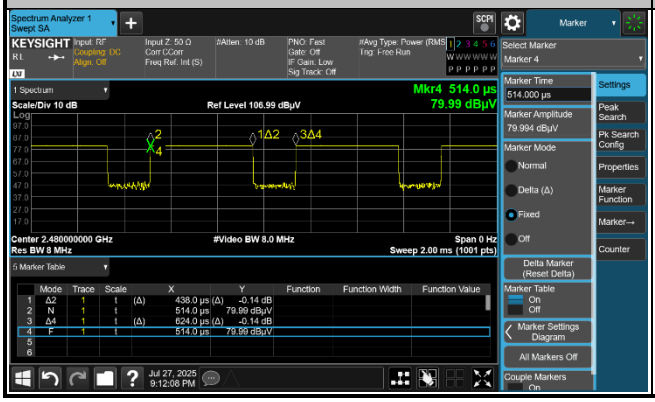

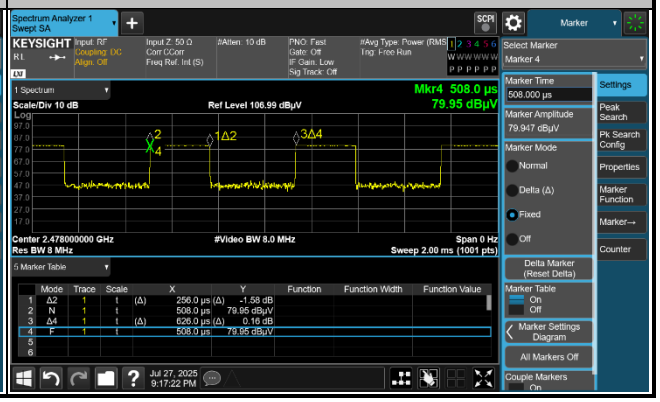
**Bluetooth - LE for 2Mbps**