Summary | **Multiple Frequency** | Reserved

No.	Freq.	Cut#1(Theta= Avg. [dBi]	Peak [dBi]	[deg]	Null [dBi]	[deg]	Diff. [dB]	BW [deg]
1	2402.000	-14.13	-10.07	254.00	-29.27	154.00	19.20	39.44
2	2442.000	-16.83	-12.65	255.00	-39.88	154.00	27.23	42.84
3	2480.000	-15.66	-10.88	254.00	-43.95	158.00	33.06	39.40

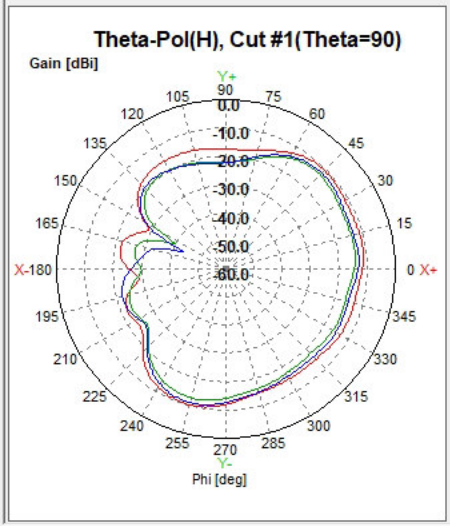

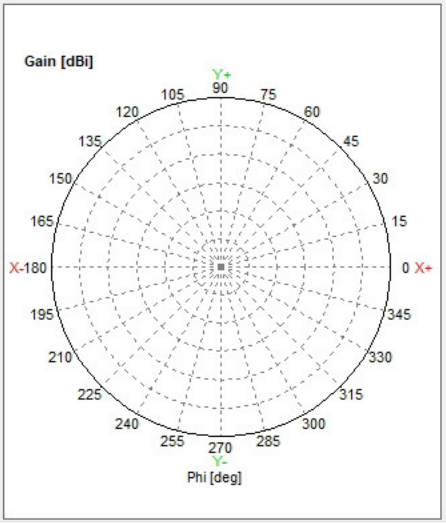

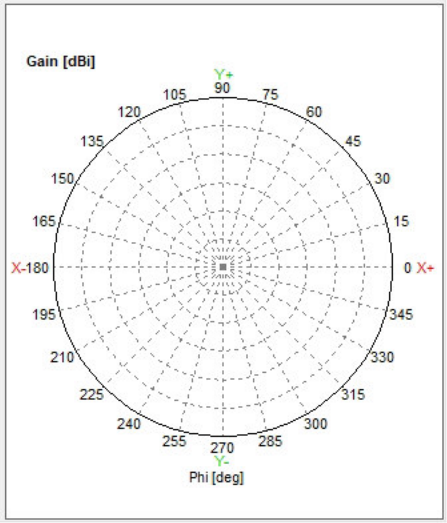

Data Set

Polarization : Theta-pol(

Cut : 90 [deg]

Freq. : [MHz]
2402.000
2442.000
2480.000

Param.

BW[dB] : - 3

F/B[deg] : ± 30

Lobe Filter [dB] : 1

Apply

Graph Option

Style: Polar / Rect_angular

Mark: Beam Peak / Beam Width / Side Lobes

Zoom: Cut #1 | Cut #2 | Cut #3

Scale: Max : 0 / Min : -60 / Apply

Report Form

Microwave Technologies Group

Summary | **Multiple Frequency** | Reserved

No.	Freq.	Cut#1(Theta= Avg. [dBi]	Peak [dBi]	[deg]	Null [dBi]	[deg]	Diff. [dB]	BW [deg]
1	2402.000	-15.77	-10.82	312.00	-44.86	219.00	34.04	46.58
2	2442.000	-18.22	-13.31	314.00	-48.63	221.00	35.33	49.50
3	2480.000	-16.85	-12.08	315.00	-54.75	222.00	42.68	51.62

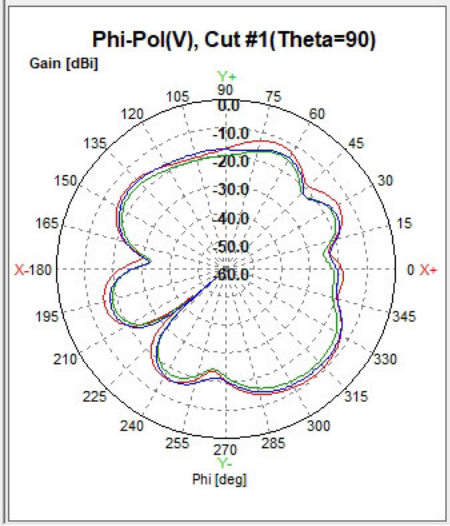

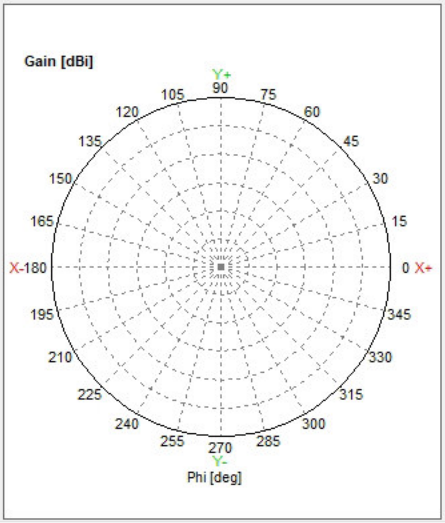

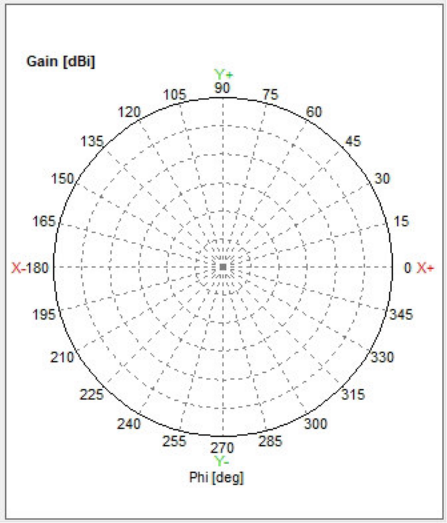

Data Set

Polarization : Phi-pol(V)

Cut : 90 [deg]

Freq. : [MHz]
2402.000
2442.000
2480.000

Param.

BW[dB] : - 3

F/B[deg] : ± 30

Lobe Filter [dB] : 1

Apply

Graph Option

Style: Polar / Rect_angular

Mark: Beam Peak / Beam Width / Side Lobes

Zoom: Cut #1 | Cut #2 | Cut #3

Scale: Max : 0 / Min : -60 / Apply

Report Form

Microwave Technologies Group