
Bluetooth antenna of PCB on-board specification

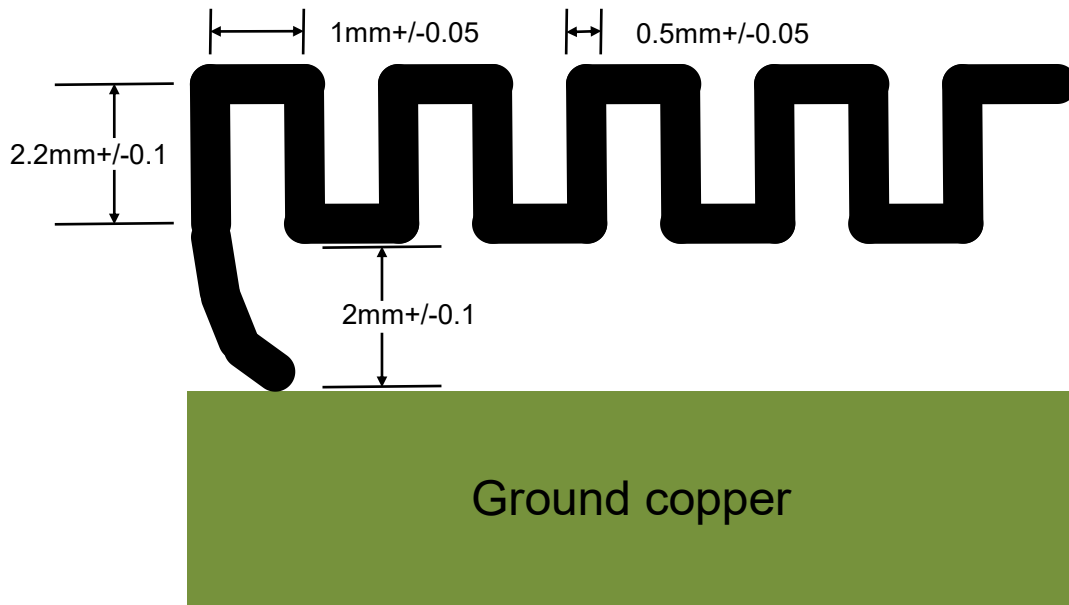
1, Index

Item	Content	Page	Remark
1	Index	1	
2	Spec Drawing	2	
3	Specification	2	
4	Antenna On Test Board	3	
5	Return Loss	3	
6	Radiation Pattern	3	

Document Type: 2.4GHZ coil antenna
Document Version: V1.0
Release Date: Sep. 27 , 2024

Manufacturer:Zhuhai Xprinter Electronics Technology Co.,Ltd.
Office add.:5F,1st Building,613Huawei Road,Qianshan Industrial Park,Xiangzhou District,
Zhuhai City, Guangdong Province, China

2, Spec Drawing



3, Specification

Product Number: 2.4GHZ coil antenna

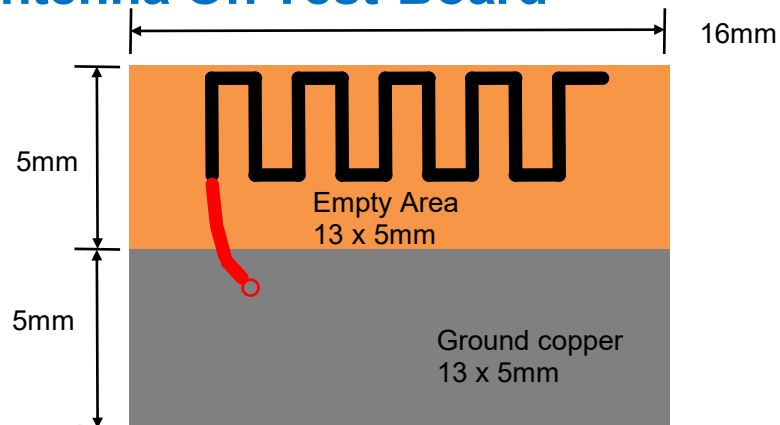
Sample Photo:



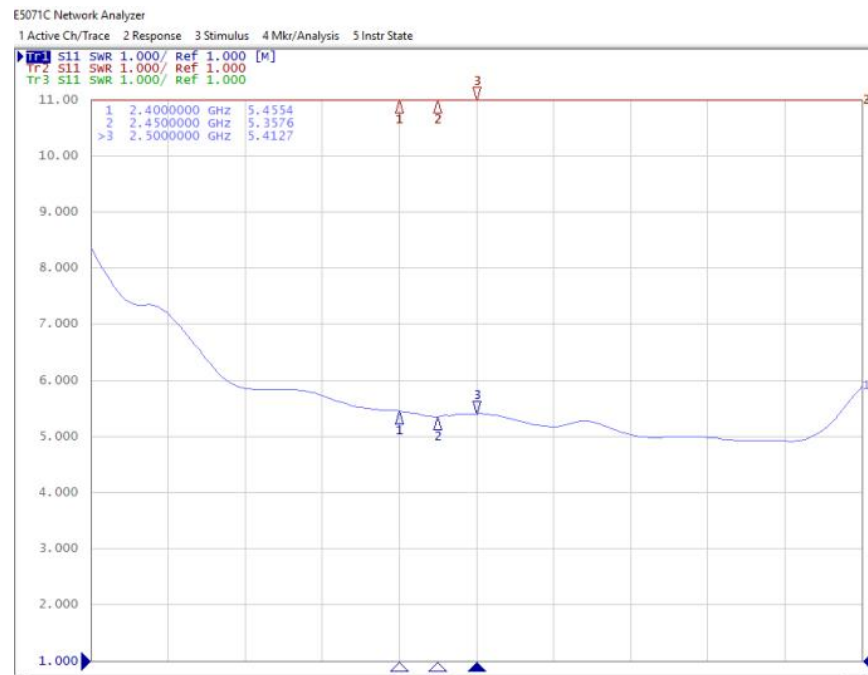
Efficiency And Gain

Freq(MHz)	Effi(%)	Gain(dBi)
2400	5.05	-7.38
2410	5.85	-6.56
2420	6.13	-6.27
2430	6.99	-5.84
2440	7.18	-5.88
2450	6.79	-6.07
2460	6.66	-5.99
2470	6.74	-5.85
2480	7.93	-5.35
2490	8.58	-5.27
2500	8.21	-5.49

4, Antenna On Test Board

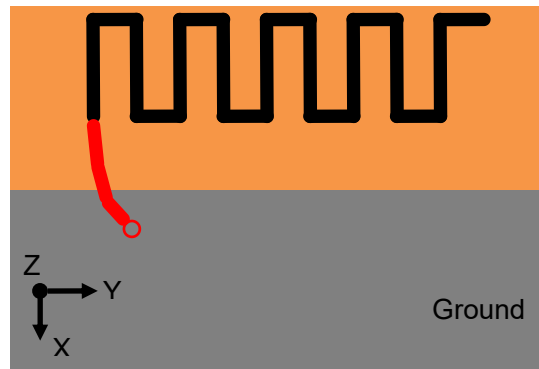


5, Return Loss



6, Radiation Pattern

Radiation Pattern and Gain were dependent on measurement board design. The specification of coil antenna was measured based on the PCB size and installation position as shown in the below figure Test Board.



3D Radiation Pattern

