

WALNUT DOUBLE COIL FAST WIRELESS CHARGER

胡桃木双线圈快速无线充电器

中文简体

产品说明书 | User Manual

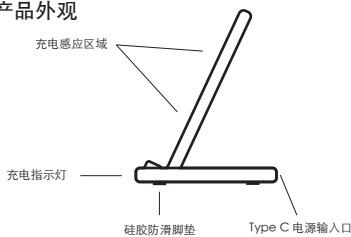
English

产品简介

胡桃木快速充电器采用胡桃木CNC外壳，天然的木材质感和纹理加上简洁大方的外观设计，最高支持Qi EPP 15W快速无线充电体验。实现符合Qi标准的移动数码设备全兼容，可以做到“随放随充”的无线充电体验。

产品参数	
型号	KSFWCS02
输入	DC 5V/2A 9V/2A 12/2A
输出	5W/7.5W/10W/15W (自适应输出功率，最高输出15W)
传输距离	≤6mm
充电效率	≤80%
产品尺寸	74*87*110mm

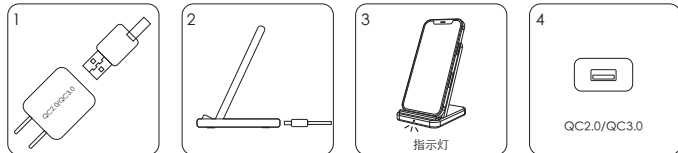
产品外观



LED状态提示	
绿色呼吸灯	5W充电
蓝色呼吸灯	快速充电
青色呼吸灯	已充满
绿色灯闪烁	过温保护
蓝色灯闪烁	FOD保护
青色灯闪烁	过压保护

使用说明

- 将充电线的USB接口与电源适配器连接。
- 将USB充电线的Type C接口与无线充电器连接好，接通电源后，无线充电器指示灯会闪烁3次。
- 将支持无线充电的待充电设备放置于无线充电器上，即放即充。当设备开始充电时，充电指示灯会根据充电功率保持绿色呼吸灯或蓝色呼吸灯。
(针对自动发射饱和信号的设备，设备充满后指示灯会自动熄灭，非所有设备充满后会自动熄灭)
- 当使用快速无线充电的无线充电设备时，需使用高通标准的QC2.0/QC3.0快充电源适配器。



适用设备

符合Qi标准的数码设备都能兼容使用，更多的设备型号可自行到Qi官网查询。

配件清单

- 胡桃木单线圈快速无线充电器
- USB充电线
- 用户手册

【注意事项】

- 请保持产品远离水和其他液体。
- 请在环境温度0-45℃下使用该产品。
- 请勿严重撞击、自行拆卸、修理、改造本产品。
- 请勿接触苯、稀释剂等腐蚀性化学药品。

【FCC 警告】

本设备符合 FCC 规则的第 15 部分。操作受以下两个条件的限制：

- 本设备不会造成有害干扰。
 - 本设备必须接受接收到的任何干扰，包括可能导致意外操作的干扰。
- 任何未经合规责任方明确批准的更改或修改都可能使用户操作设备的权限失效。

根据 FCC 规则第 15 部分，本设备已经过测试并符合 B 类数字设备的限制。这些限制旨在提供合理的保护，防止住宅安装中的有害干扰。本设备会产生用途并可辐射射频能量，如果未按照说明安装和使用，可能会对无线电通信造成有害干扰。但是，不能保证在特定安装中不会发生干扰。如果此设备确实对无线电或电视接收造成有害干扰，可以通过关闭和打开设备来确定，鼓励用户尝试通过以下一项或多项措施来纠正干扰：

- 重新调整或摆放接收天线。
- 增加设备和接收器之间的距离。
- 将设备连接到与接收器所连接的电路不同的电路上的插座。
- 向经销商或有经验的无线电/电视技术人员寻求帮助。

FCC 射频暴露声明：

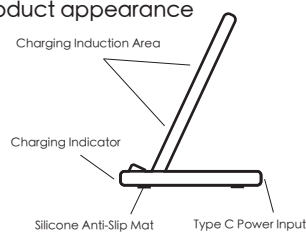
该设备符合针对不受控制的环境规定的 FCC 辐射暴露限制。本设备的安装和操作应与您身体的散热器之间的最小距离为 20 厘米。

Product Introduction

WALNUT FAST WIRELESS CHARGER uses a walnut CNC shell, natural wood texture and texture, plus a simple and elegant appearance design, and supports up to Qi EPP 15W fast wireless charging experience. It is fully compatible with Qi standard mobile digital devices, and can achieve a wireless charging experience of "discharging and charging".

Product Parameter	
Model	KSFWCS02
Input	DC 5V/2A 9V/2A 12/2A
Output	5W/7.5W/10W/15W (Adaptive Output Power , 15W Max)
Transmission Distance	≤6mm
Charging Efficiency	≤80%
Product Size	74*87*110mm

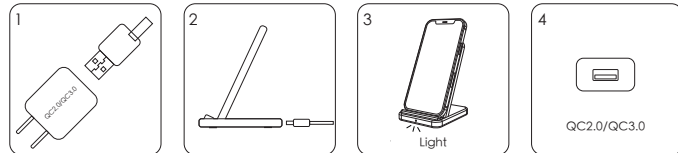
Product appearance



LED Status Prompt	
Green Breathing Light	5W Charging
Blue Breathing Light	Fast Charging
Cyan Breathing Light	Fully Charged
Green Light Flashing	Over Temperature Protection
Blue Light Flashing	FOD Protection
Cyan Light Flashing	Overvoltage Protection

Instructions For Use

- Connect the USB port of the charging cable to the power adapter.
- Connect the Type C interface of the USB charging cable to the wireless charger. After the power is turned on, the wireless charger indicator will flash 3 times.
- Place the device to be charged that supports wireless charging on the wireless charger and charge it immediately. When the device starts to charge, the charging indicator will remain a green breathing light or a blue breathing light depending on the charging power.
(The indicator light will automatically turn off when the device that automatically emits a saturated signal is full. Not all devices will automatically turn off when they are full)
- When using fast wireless charging wireless charging equipment, you need to use Qualcomm standard QC2.0/QC3.0 fast charging source adapter.



Applicable Devices

Digital devices that comply with the Qi standard can be compatible. More device models can be checked on the Qi official website.

What's In The Box

- Walnut single coil fast wireless charger
- USB charging cable
- User manual

【Attentions】

- Please keep the product away from water and other liquids.
- Please use this product at an ambient temperature of 0-45℃.
- Do not severely impact, disassemble, repair, or modify this product by yourself.
- Do not touch corrosive chemicals such as benzene and thinners.

【FCC Warning】

This device complies with part 15 of the FCC Rules. Operation is subject to the following two conditions:(1) This device may not cause harmful interference, and (2) this device must accept any interference received, including interference that may cause undesired operation.

Any Changes or modifications not expressly approved by the party responsible for compliance could void the user's authority to operate the equipment.

This equipment has been tested and found to comply with the limits for a Class B digital device, pursuant to part 15 of the FCC Rules. These limits are designed to provide reasonable protection against harmful interference in a residential installation. This equipment generates uses and can radiate radio frequency energy and, if not installed and used in accordance with the instructions, may cause harmful interference to radio communications. However, there is no guarantee that interference will not occur in a particular installation. If this equipment does cause harmful interference to radio or television reception, which can be determined by turning the equipment off and on, the user is encouraged to try to correct the interference by one or more of the following measures:

- Reorient or relocate the receiving antenna.
- Increase the separation between the equipment and receiver.
- Connect the equipment into an outlet on a circuit different from that to which the receiver is connected.
- Consult the dealer or an experienced radio/TV technician for help.

FCC RF exposure statement:

The equipment complies with FCC radiation exposure limits set forth for an uncontrolled environment. This equipment should be installed and operated with minimum distance between 20cm the radiator your body.