

# Instruction

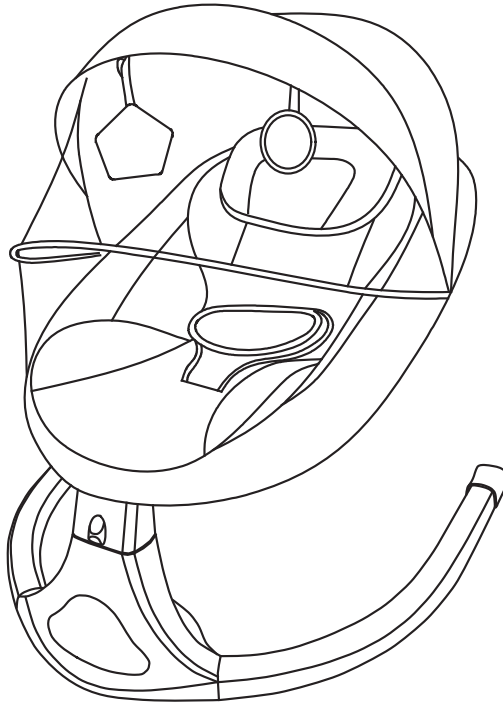
IMPORTANT! READ CAREFULLY AND  
KEEP FOR FUTURE REFERENCE

## **! WARNING**

Read all instructions before use of the infant bouncer seat.

Keep instructions for future use.

Do not use this infant bouncer seat if it is damaged or broken.



Model No:CR018

Standard:ASTM F2088-24,ASTM F3084-24, ASTM F963-23,  
CPSC 16 CFR Part 1223,CPSC 16 CFR Part 1130

Company name:Zhongshan City Cironbaby Co.,Ltd.

Add:No.6,Yongxing North Road,Yongxing Industrial Zone,Henglan  
Town,Zhongshan City,Guangdong,China

Tel:+86 760 87768016

Fax:+86 760 87766225

# Product summary

1、Home page	.....	1
2、Introduction	.....	2
General	.....	2
Parts List	.....	3
Install	.....	4~6
3、Function		
Panel	.....	7
Remote	.....	7
MP3	.....	8
Bluetooth	.....	8
4、Cleaning and maintenance	.....	9
5、Attention	.....	10~13

# Introduction

## General:

Name	baby swing chair
Model No.	CR018
Input voltage	100-240V~50/60Hz 0.25A
Out voltage	DC5.0V/1A
Max. load capacity	9Kg
Standard	ASTM F2088-24,ASTM F3084-24 , ASTM F963-23
Production date	See the package or product label



## WARNING

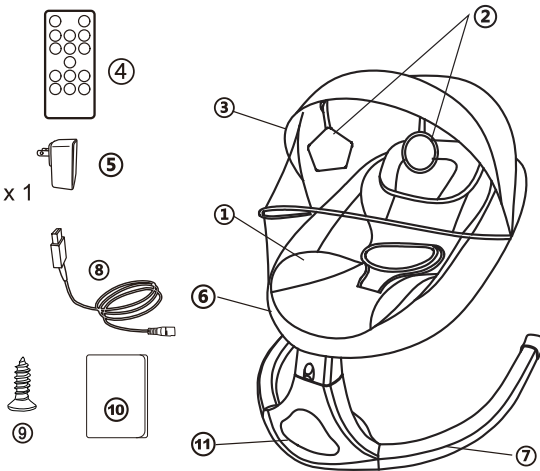
- 1) Power supply terminal must not short-circuit.
- 2) Never use the adapter provided not by the manufacturer, input voltage of adapter:100-240V~50/60Hz/0.25A MAX,Output voltage: DC5.0V/1A.
- 3) When using the adapter, the adapter should be kept away from children.
- 4) Transformers used with the infant swing are to be regularly examined for damage to the cord, plug, enclosure and other parts, and in the event of such damage, they shall not be used.
- 5)The infant swing shall only be used with the recommended transformer.

# Introduction

## Parts Instruction

Make sure that all of the following parts listed are included in the box. If any part is missing, please contact us before operating.

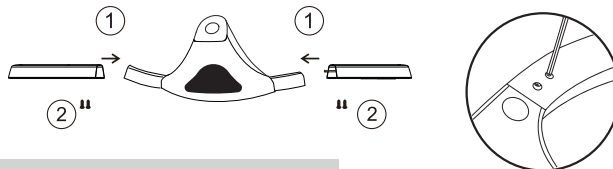
- ① Seat pad x 1
- ② Plush toy x 2
- ③ Canopy x 1
- ④ Remote controller
- ⑤ Adaptor
- ⑥ Seat frame & seat cloth x 1
- ⑦ Foot tube x 2
- ⑧ USB cable
- ⑨ Screw x 4
- ⑩ Manual
- ⑪ Base



## Installation

### Install the Base Bracket

1. Insert left and right tube into base bracket, ensure that the foot tube is aligned with the screw hole of the main engine in the bottom.
2. Fix 4 screws into the foot tube.



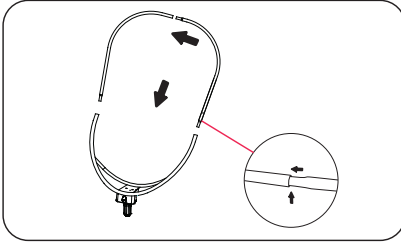
## ! WARNING:

Guardian should take good care of your child, prohibit to play accessories and avoid to get hurt or swallow !

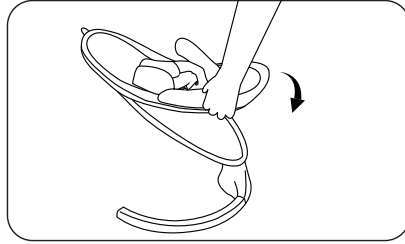
# Introudction

## Assembling & Disassembling

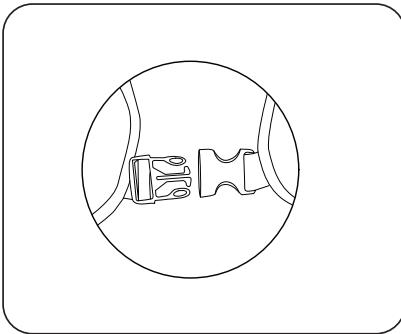
1. Connect the upper tube to the lower tube.



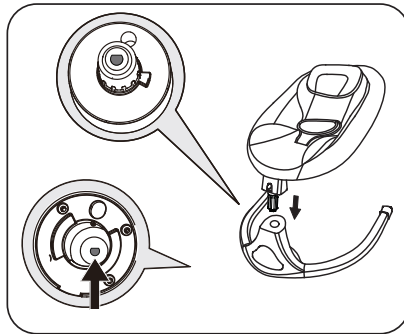
2. Pull the top of the lid over the circle.



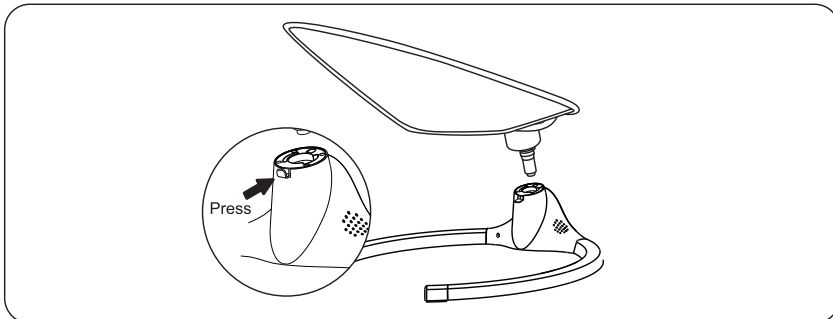
3. Then pull the fabric cover over the bottom and insert the carabiners.



4. Put the frame in the base with “○” shape components aligned.



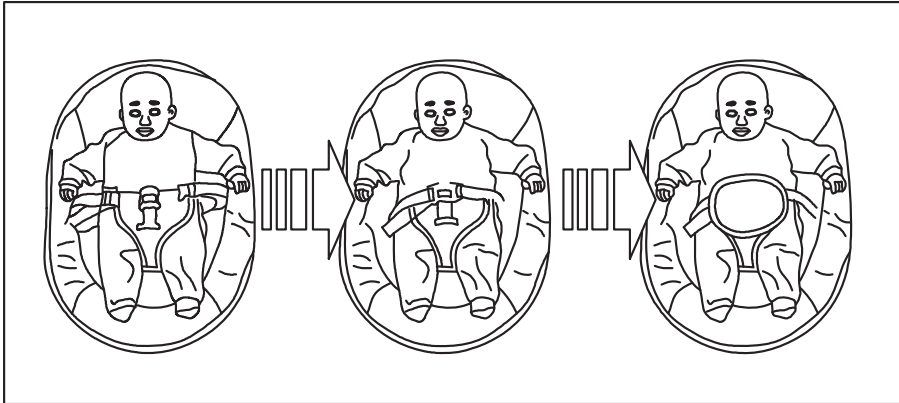
Disassembling: Press the sheet metal and pull up the seat frame.



# Introduction

## Shoulder belt installation :

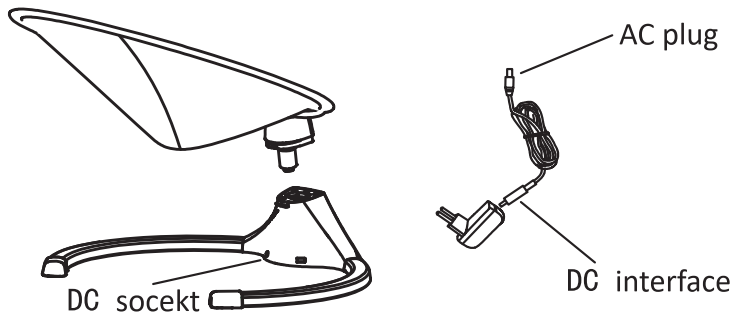
Put baby in the seat,then fasten the seat belt,then cover the buckle bag well。



# Introduction

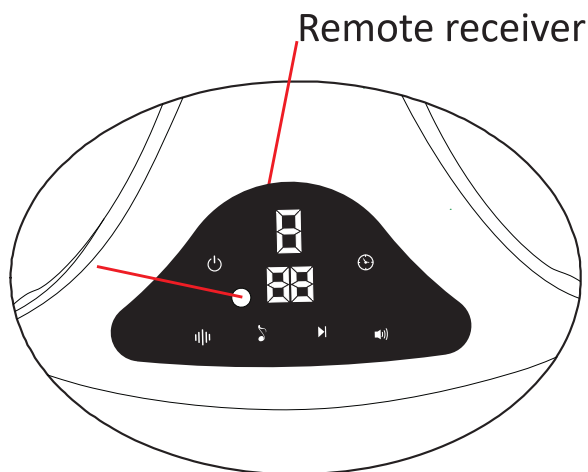
## Power supply:







- 1) DC plug can insert into the DC power of 100~240V,50/60Hz, 0.25A.
- 2) DC interface can be connected by power bank.
- 3) Output voltage:5.0V,electric current:1A.Never use the adapter of other specifications.
- 4) Never use the adapter provided not by the manufacturer.
- 5) Transformers used with the infant swing are to be regularly examined for damage to the cord, plug, enclosure and other parts, and in the event of such damage, they shall not be used.



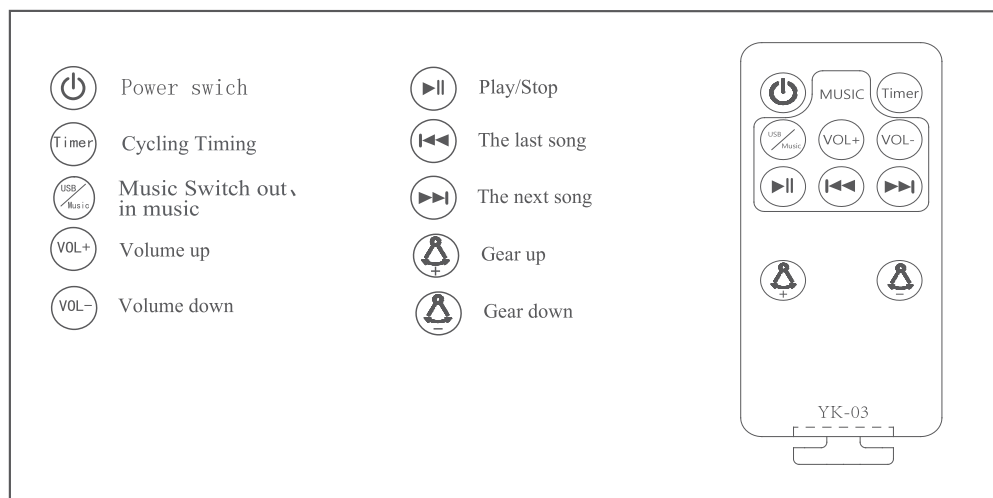
# Function introduction

## Panel function:



-  Power switch
-  Speeds adjustment
-  Music play/pause
-  Next tune
-  Timing button
-  volume adjustment

## Remote function:

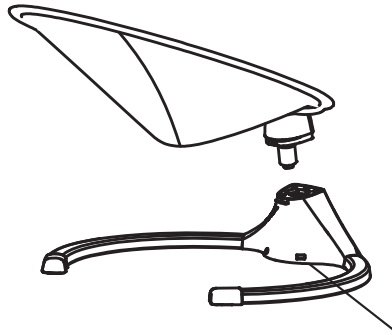




# Function introduction

## MP3 function :

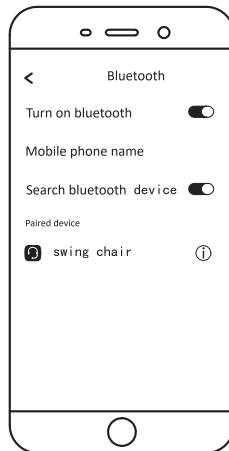
- 1) Insert USB device into USB interface,then can play the music inside the USB device.
- 2) Pull out USB device then will play the music from the product when turn on the music button.



USB interface

## Bluetooth function :

- 1) Turn on the bluetooth in the mobile phone to search the name of swing chair,the product will play the music inside the mobile phone after connect this bluetooth device.



# Cleaning and maintenance

## Clean & Maintenance

### Clean

1. Clean the base bracket and seat frame with wet cloth and a mild detergent. Dry thoroughly then. Please do not use corrosive cleaner.
2. Removable and washable fabric.
  - Seat fabric: Clean it with wet cloth and a mild detergent, and dry it.
  - Pillow: Tear the Velcro off and take the pillow off. Put a little cleaner, wash it gently by hands, and then rinse it with clean water. Hang it avoiding sun exposure.
  - Seat Pad: Unbuckle the safety belt to remove, you can put it in the washing machine to clean.

### Maintenance

1. Please check this baby swing regularly. Make sure of each part is well connected and well installed. Stop using for poor connection and connect/ install it again if necessary.
2. This product contains electronic components, which shall not be used in water or in a humid environment. Please ensure the product is dry, and store it in a cool and dry place, avoiding direct sunshine for a long time.
3. To increase the life of the product, please unplug the power if the product is not used frequently.

## Troubleshooting

Fast self-inspection solution below

No.	Issue	Solution
1	Not energized	1. Check whether the adapter and DC cable are firmly connected. If loose, connect them firmly. 2. DC cable may be damaged. Please contact customer service to replace DC cable.
2	The power lamp keeps flashing/ high voltage alarms	Use matchable adapter with an output voltage of 5.8 ~ 6V, 1A
3	Motion lock stuck	Check the motion lock. Pull it up to unlock the seat frame.
4	Overstring/Strike	Power off and restart it again

Note: For other trouble, please contact our customer service for help.  
Never disassemble and repair the swing by yourself.

## ⚠️ WARNING

**FALL and STRANGULATION HAZARDS:** Infants have suffered head injuries falling from product and have strangled in straps.

- **ALWAYS** use restraints. Adjust to fit snugly.
- **NEVER** lift or carry baby in product.
- **STOP** using product when infant attempts to climb out (approximately 9 months)
- Stay near and watch baby during use. This product is not safe for sleep or unsupervised use. If baby falls asleep, remove baby as soon as possible and place baby on a firm, flat sleep surface such as a crib or bassinet.
- **ALWAYS** place product on floor. Never use on any elevated surface. Babies have suffocated when seats tipped over on soft surfaces.

**SUFFOCATION HAZARD:** Young infants have limited head and neck control. If the seat is too upright, infant's head can drop forward and compress the airway.

- **ALWAYS** keep swing seat fully reclined until infant is at least 4 months old AND can hold up head without help.
- **NEVER** use on a bed, sofa, cushion, or other soft surface.
- The product shall only be used with the recommended transformer.

## ⚠️ WARNING

- **INGESTION HAZARD:** This product contains a button cell or coin battery.
- **DEATH** or serious injury can occur if ingested.
- A swallowed button cell or coin battery can cause **Internal Chemical Burns** in as little as **2 hours**.
- **KEEP** new and used batteries **OUT OF REACH of CHILDREN**
- **Seek immediate medical attention** if a battery is suspected to be swallowed or inserted inside any part of the body.



- Remove and immediately recycle or dispose of used batteries according to local regulations and keep away from children. Do NOT dispose of batteries in household trash or incinerate.
- Even used batteries may cause severe injury or death.
- Call a local poison control center for treatment information.

## WARNING

**FALL HAZARD:** Children have suffered head injuries falling from rockers.

- ALWAYS use restraints. Adjust to fit snugly.
- NEVER lift or carry baby in rocker.
- STOP using product when baby starts trying to sit up or has reached, Maximum weight 20 lbs (9 kg), whichever comes first.
- ALWAYS place rocker on floor. Never use on any elevated surface.

**SUFFOCATION HAZARD:** Babies have suffocated when seats tipped over on soft surfaces.

- NEVER use on a bed, sofa, cushion, or other soft surface.
- Stay near and watch baby during use. This product is not safe for sleep or unsupervised use. If baby falls asleep, remove baby as soon as possible and place baby on a firm, flat sleep surface such as a crib or bassinet.

## WARNING

- This product contains a CR2025, DC 3V coin battery.
- Non-rechargeable batteries are not to be recharged.
- Do not force discharge, recharge, disassemble, heat above 132°F(60°C) or incinerate. Doing so may result in injury due to venting, leakage or explosion resulting in chemical burns.
- Ensure the batteries are installed correctly according to polarity (+ and -).
- Do not mix old and new batteries, different brands or types of batteries, such as alkaline, carbon-zinc, or rechargeable batteries.
- Remove and immediately recycle or dispose of batteries from equipment not used for an extended period of time according to local regulations.
- Always completely secure the battery compartment. If the battery compartment does not close securely, stop using the product, remove the batteries, and keep them away from children.

### FCC Compliance Statement

This device complies with Part 15 of the FCC Rules. Operation is subject to the following two conditions:

- (1) this device may not cause harmful interference, and
- (2) this device must accept any interference received, including interference that may cause undesired operation.

Notes: This equipment has been tested and found to comply with the limits for a Class B digital device, pursuant to Part 15 of the FCC Rules. These limits are designed to provide reasonable protection against harmful interference in a residential installation. This equipment generates, uses and can radiate radio frequency energy and, if not installed and used in accordance with the instructions, may cause harmful interference to radio communications.

However, there is no guarantee that interference will not occur in a particular installation. If this equipment does cause harmful interference to radio or television reception, which can be determined by turning the equipment off and on, the user is encouraged to try to correct the interference by one or more of the following measures:

- Reorient or relocate the receiving antenna.
- Increase the separation between the equipment and receiver.
- Connect the equipment into an outlet on a circuit different from that to which the receiver is connected.
- Consult the dealer or an experienced radio/TV technician for help.

Cautions: changes or modifications not expressly approved by the party responsible for compliance could void the user's authority to operate the equipment.

This equipment complies with FCC radiation exposure limits set forth for an uncontrolled environment. This transmitter must not be co-located or operating in conjunction with any other antenna or transmitter.

## Brand Support

We understand the importance a strong support network can have on both parents and children. It makes **all** the difference to the healthy development of both you and your child when you are surrounded with the love and support of people that care.

In today's world the need for support is more important than ever, with working and at home mothers alike facing pressures and tribulations, the world needs a modern brand to navigate the challenges parents face today. Our story gets personal, although not having the history in the marketplace, we do have the experiences and understanding to know what it feels like to be helpless when things get tough. This experience extends beyond just parents, but to family and friends, **all** those in your support network who would do anything to show they care.

we developed it from this story, a baby brand for the modern family. It takes a village, and our team just joined the community

**If you want to join our circle of new parents, please kindly contact us with your Order ID at [admin@spkbaby.com](mailto:admin@spkbaby.com)**

Besides, We will be sending you a newsletter that includes parenting hacks, breastfeeding awareness tips, inspiring parenting stories and more—all with a dose of joy.

## After-sale Support

We support lifetime friendly customer service guaranteed. If you have any questions, please contact us via email ( [admin@spkbaby.com](mailto:admin@spkbaby.com) ). We will be happy to serve you and guarantee a 100% satisfactory treatment plan.



[admin@spkbaby.com](mailto:admin@spkbaby.com)