




Radiated Emissions 30 – 1000 MHz



Radiated Emissions 30 – 1000 MHz



Radiated Emissions above 1GHz



Radiated Emissions above 1GHz



Power-Line Conducted Emissions