

Kids

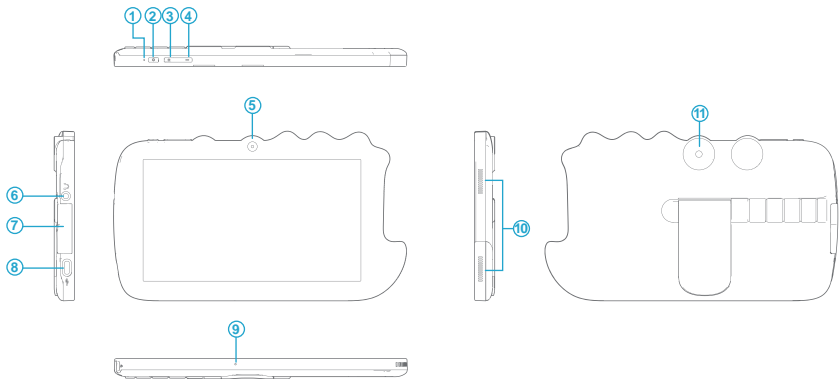


AT70K

User manual

## SPECIFICATION

Size	7.0	Connection	BLE/2.4G Wifi
Chipset	A100	CPU	Quad core 1.5GHz
GPU	GE8300	RAM	1GB
Display/ Resolution	1024*600	Storage	16GB
Front-facing Camera	2.0MP	Network	802.11 b/g/n
Rear Camera	5.0MP	Power Supply	DC 5V/2A
Battery	3000mAh	Touch	Multi-touch
Operating System	Android™11 (Go edition)	Ports	Type-C



1. Reset

2. Power On / Off

3. Volume +

4. Volume -

5. Front Camera

6. Headphone Jack

7. TF Card

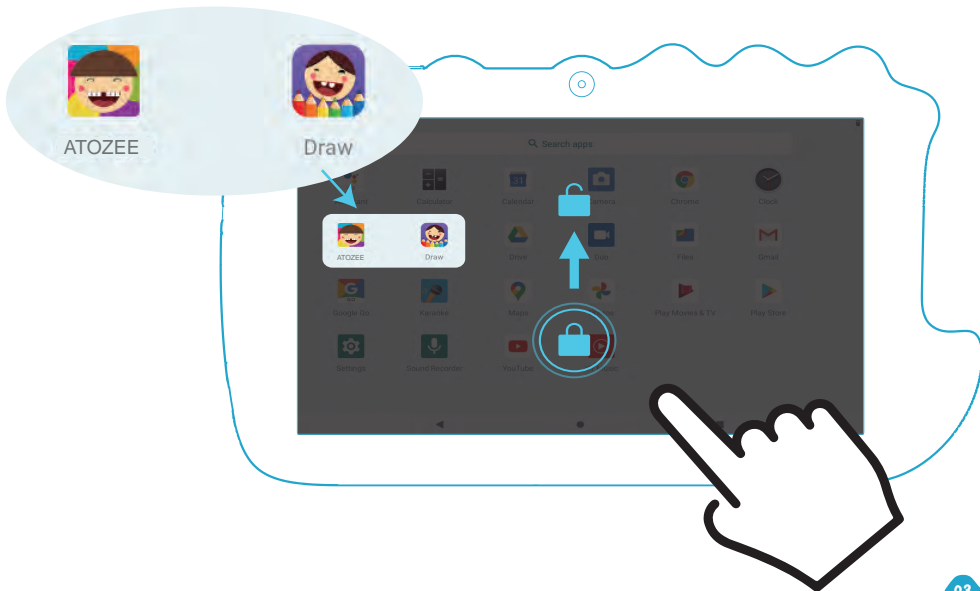
8. Type-C

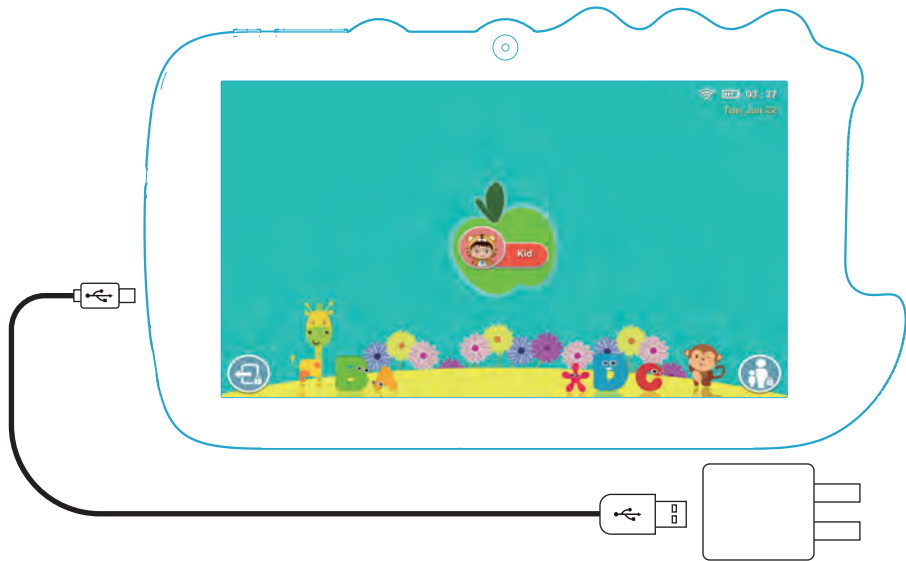
9. Microphone

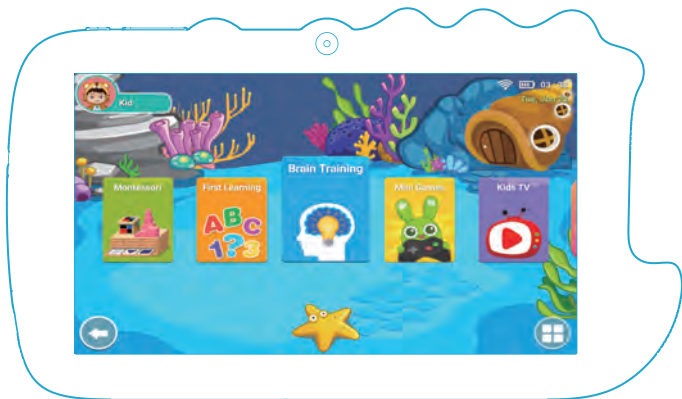
10. Speakers


11. Rear Camera

## Kids model









\* Android is a trademark of Google LLC.

## **FCC Statement**

This device complies with part 15 of the FCC rules. Operation is subject to the following two conditions: (1) this device may not cause harmful interference, and (2) this device must accept any interference received, including interference that may cause undesired operation.

Changes or modifications not expressly approved by the party responsible for compliance could void the user's authority to operate the equipment.

NOTE: This equipment has been tested and found to comply with the limits for a Class B digital device, pursuant to part 15 of the FCC Rules. These limits are designed to provide reasonable protection against harmful interference in a residential installation. This equipment generates uses and can radiate radio frequency energy and, if not installed and used in accordance with the instructions, may cause harmful interference to radio communications. However, there is no guarantee that interference will not occur in a particular installation. If this equipment does cause harmful interference to radio or television reception, which can be determined by turning the equipment off and on, the user is encouraged to try to correct the interference by one or more of the following measures:

- Reorient or relocate the receiving antenna.
- Increase the separation between the equipment and receiver.
- Connect the equipment into an outlet on a circuit different from that to which the receiver is connected.
- Consult the dealer or an experienced radio/TV technician for help.

The device has been evaluated to meet general RF exposure requirement. The device can be used in portable exposure condition without restriction.