

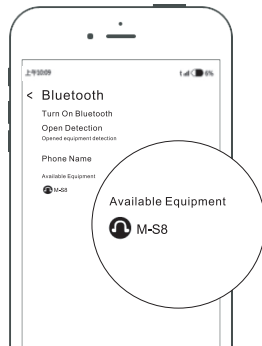



<div><div>BLUETOOTH User Manual</div></div>	<div><div>Introduce</div><div>Thank you for buying and using Bluetooth headphones This manual helps you understand how to use the Bluetooth headset before using a Bluetooth headset Should understand mobile phone or Bluetooth function.</div><div>Start To Use</div><div>Press the Bluetooth headset for 2 seconds Show blue and red light alternately flash</div><div>Be Careful : 【The blue light is less than the model】</div><div>The state of the shutdown is 5 seconds long Blue red alternately flicker to let go Search with a mobile phone</div><div>Pairing button 2~3 seconds to start automatic link</div></div>	<div><div>How To Match</div><div><div>Search"M-S8"And Click The Connection</div></div></div>	<div><div>Earphone Charging</div><div>Low power Headphone flicker and voice reminding Use the charging line to access USB charging Charging State The red light blue light is full</div><div>Function and Operation</div><div>NO/OFF Operation Steps</div><div>1. Pairing: In the shutdown state, press and hold the touch button for 2 seconds (flashing blue and red alternately) 2. Power on: In the shutdown state, press and hold the touch button for about 3 seconds, and the blue light flashes 3. Shutdown: In the power on state, press and hold the touch button 4 times (red light flicker)</div><div>Chinese/English Speech Prompt Switch</div><div>In The Boot State , Double1second Chinese/English switching</div><div><div>Intelligent touch</div></div></div>	<div><div>Operation Method</div><table><tr><td>On/Off:</td><td>(Long press for 5 seconds) Touch sensing switch</td></tr><tr><td>Pause/Play:</td><td>(Click) Touch sensing switch</td></tr><tr><td>Previous song:</td><td>(Three consecutive strokes) Touch sensing switch</td></tr><tr><td>Next song:</td><td>(Continuous Double Click) Touch Sensing Switch</td></tr><tr><td>Answer phone:</td><td>(Click) Touch sensing switch</td></tr><tr><td>Hang up the phone:</td><td>(Double click) Touch sensing switch</td></tr><tr><td>Call rejection:</td><td>(Long press) Touch sensing switch for 2 seconds</td></tr><tr><td>Call srt:</td><td>(Long press) Touch sensing switch for 2 seconds</td></tr><tr><td>Switching between Chinese and English:</td><td>Touch sensing switch when not connected to the phone (continuous double clicking)</td></tr></table><div>Reminder: Volume increase or decrease needs to be adjusted on the phone</div><div>Precautions For Charging : 1 , Use a DC5V charger like a computer's USB port or a cell phone chargerThe output voltage the USB port (Formal safety certification charger) 2 , The red light in the charging process 3 , Recharging and discharging will reduce the battery performance this is a normal rechargeable battery.</div></div>	On/Off:	(Long press for 5 seconds) Touch sensing switch	Pause/Play:	(Click) Touch sensing switch	Previous song:	(Three consecutive strokes) Touch sensing switch	Next song:	(Continuous Double Click) Touch Sensing Switch	Answer phone:	(Click) Touch sensing switch	Hang up the phone:	(Double click) Touch sensing switch	Call rejection:	(Long press) Touch sensing switch for 2 seconds	Call srt:	(Long press) Touch sensing switch for 2 seconds	Switching between Chinese and English:	Touch sensing switch when not connected to the phone (continuous double clicking)		
On/Off:	(Long press for 5 seconds) Touch sensing switch																							
Pause/Play:	(Click) Touch sensing switch																							
Previous song:	(Three consecutive strokes) Touch sensing switch																							
Next song:	(Continuous Double Click) Touch Sensing Switch																							
Answer phone:	(Click) Touch sensing switch																							
Hang up the phone:	(Double click) Touch sensing switch																							
Call rejection:	(Long press) Touch sensing switch for 2 seconds																							
Call srt:	(Long press) Touch sensing switch for 2 seconds																							
Switching between Chinese and English:	Touch sensing switch when not connected to the phone (continuous double clicking)																							
<div><div>Product Parameters</div><table><tr><td>Bluetooth Version : M- S8</td></tr><tr><td>Audio : DSPSpeech processing</td></tr><tr><td>Operating Range : 5-10M</td></tr><tr><td>Battery Capacity : 70mA</td></tr><tr><td>SupportProtocol : HFP/A2DP/AVRCP</td></tr><tr><td>Weight : 5.5g</td></tr></table><div>Safety Criteria</div><div>1 , Don't disassemble or refit the equipment for any reason or cause the earphone to fail or burn up 2 , Don't will cause damage to the equipment 3 , Don't put the equipment at low temperature or too high (0°C or 45°C)In the environment 4 , Don't use equipment thunderstorm in thunderstorm to cause signal interruption 5 , Don't use mobile power to charge, otherwise it may cause the headset to malfunction or burn down. 6 , Don't charge the charger with more than 1A, otherwise it may cause the headset to malfunction or burn down 【The above 6 points of damage are not warranted】</div></div>	Bluetooth Version : M- S8	Audio : DSPSpeech processing	Operating Range : 5-10M	Battery Capacity : 70mA	SupportProtocol : HFP/A2DP/AVRCP	Weight : 5.5g	<div><div>After-Sale And Support</div><div>The product you purchased is nonhuman for failure.</div><div>Warranty Information</div><div>Warranty period: the quality warranty period of this product is: free service for 12 months from purchase: The quality of the product itself is a warranty card Contact with dealers for free maintenance :</div><div>Warranty Information</div><table><tr><td>Customer name</td><td></td></tr><tr><td>Contact Number</td><td></td></tr><tr><td>Contact Address</td><td></td></tr><tr><td>Product Name</td><td></td></tr><tr><td>Product Model</td><td></td></tr><tr><td>Date Purchase</td><td></td></tr><tr><td>Maintenance Date</td><td></td></tr></table></div>	Customer name		Contact Number		Contact Address		Product Name		Product Model		Date Purchase		Maintenance Date		<div><div>FCC COMPLIANCE STATEMENT:</div><div>This device complies with part 15 of the FCC Rules. Operation is subject to the following two conditions: (1) This device may not cause harmful interference, and (2) this device must accept any interference received, including interference that may cause undesired operation.</div><div>Note: This equipment has been tested and found to comply with the limits for a Class B digital device, pursuant to Part 15 of the FCC Rules. These limits are designed to provide reasonable protection against harmful interference in a residential installation. This equipment generates, uses and can radiate radio frequency energy and, if not installed and used in accordance with the instructions, may cause harmful interference to radio communications.</div></div>	<div><div>However, there is no guarantee that interference will not occur in a particular installation. If this equipment does cause harmful interference to radio or television reception, which can be determined by turning the equipment off and on, the user is encouraged to try to correct the interference by one or more of the following measures: Reorient or relocate the receiving antenna. Increase the separation between the equipment and receiver. Connect the equipment into an outlet on a circuit different from that to which the receiver is connected. Consult the dealer or an experienced radio/TV technician for help.</div><div>Warning: Changes or modifications to this unit not expressly approved by the part responsible for compliance could void the user ' s authority to operate the equipment.</div><div>FCC Radiation Exposure Statement The device has been evaluated to meet general RF exposure requirement. The device can be used in portable exposure condition without restriction.</div></div>	<div><div>Music Should Young</div><div>Binding cell phone number professional knowledg Professional answer</div></div>
Bluetooth Version : M- S8																								
Audio : DSPSpeech processing																								
Operating Range : 5-10M																								
Battery Capacity : 70mA																								
SupportProtocol : HFP/A2DP/AVRCP																								
Weight : 5.5g																								
Customer name																								
Contact Number																								
Contact Address																								
Product Name																								
Product Model																								
Date Purchase																								
Maintenance Date																								