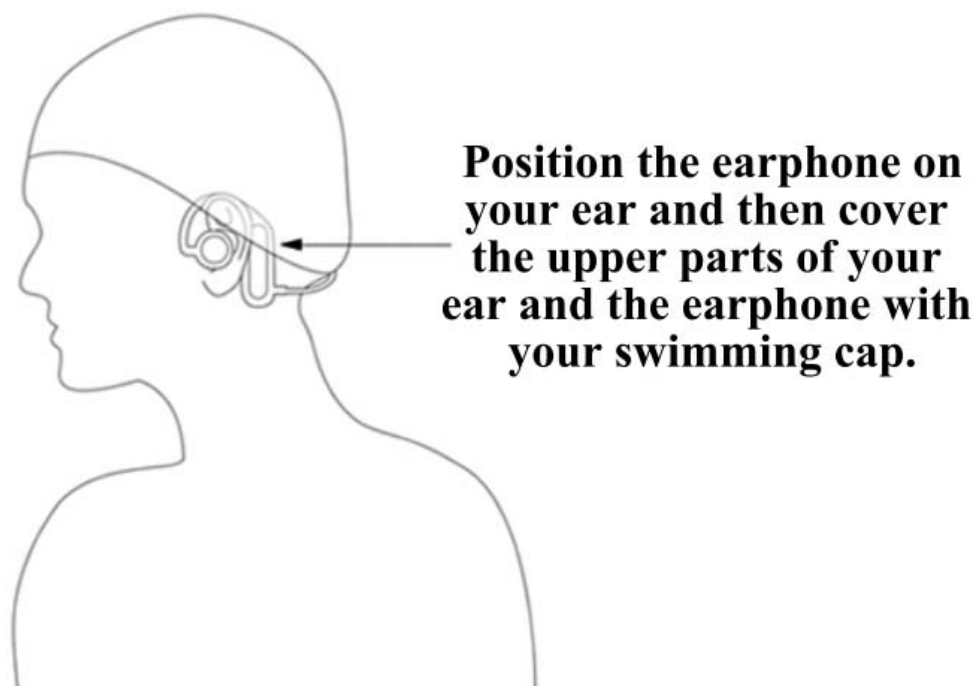


USER MANUAL

1. How to wear correctly: 【as shown in the following figure】

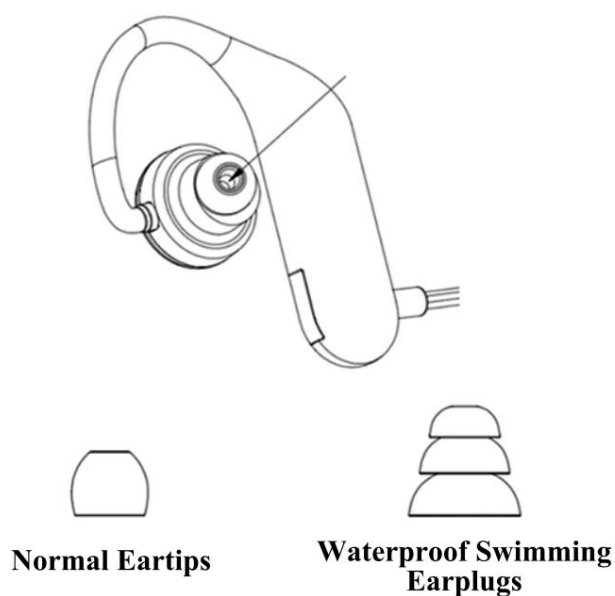


2. Instructions for using in swimming

1) Before swimming:

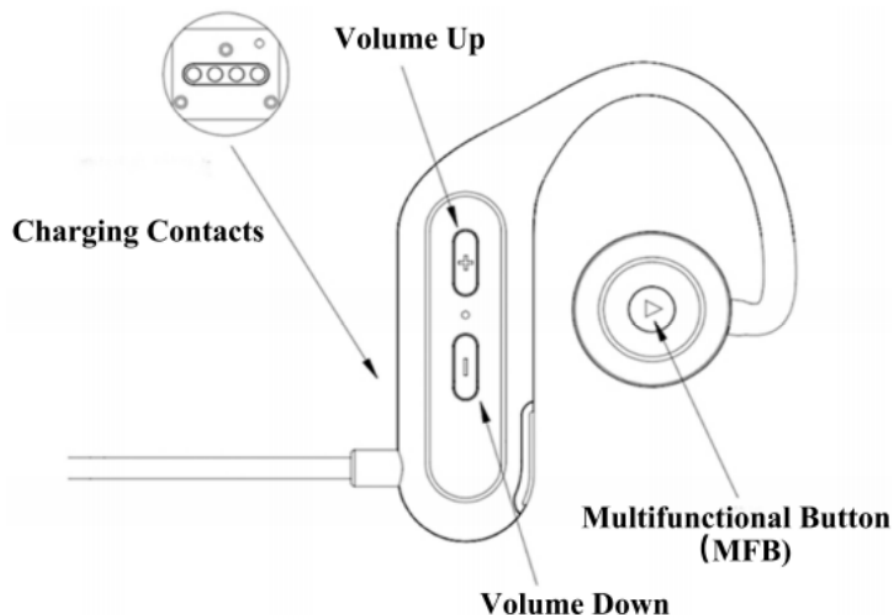
- (1) Switch the earphone to MP3 mode and replace the original eartips to suitable exclusive swimming earplug
- (2) Correctly put the earphone on your ears, L on the left ear, and R on the right ear.
- (3) Then put on your swimming cap, and put the neckband of the earphone inside the swimming cap in case the earphones to avoid the headphones from dropping to the pool when swimming.

2) Cautions

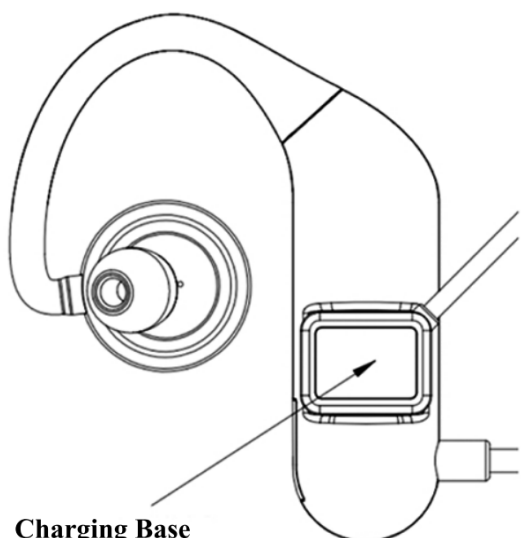


- (1) Droplets of water may attach to the eartips or the outlet of the earphone which may lead to unbalanced sound volume from the left and right. If it happens, shake off the water before you wear the headphone again.
- (2) The charging cable is not waterproof, please keep it away from water.
- (3) Salty water may lead to damage of the earphones. Please avoid using this earphones when swimming in sea.
- (4) Bluetooth signal will be blocked under water. So when swimming, this earphones could not connect to your smart phone, please switch to MP3 mode.
- (5) Do not use this earphone in areas where surrounding sound cannot be heard, in which danger may occur.
- (6) When using this earphone, please comply with the relevant regulations of the local swimming facility.
- (7) This earphone can prevent fresh water, pool water, tap water, and sweat. Not waterproof to liquids other than the above.
- (8) When you feel the sound dull, please clear the water in your ear and eartips, since water in your ear or in the eartips may lead to dull sound of the earphones,
- (9) Please mind the volume do not turn it too loud, which may hurt your hearing ability.
- (10) After using the earphone in water, please use a towel to get rid of the water or dry it in a ventilated place.

3. Instruction



4. Charging and transfer music files



Charging Base

- 1) Plug the dedicated charging cable to your computer;
- 2) Connect the contacts on the back of the headphones to the charging base. When connected correctly, the earphone begins to charge and you can copy audio files to earphone.
- 3) Always keep the contacts clean to prevent avoid poor contact and file transfer failures.

5. How to operate

- 1) Power on: Press and hold the MFB for 2 seconds
- 2) Pairing: When enter pairing mode (lights will flash red and blue), select this device name to complete pairing. After paired, the blue light flashes every 4-5 seconds; Multi-point connection: If you need to connect 2 devices with the earphone, shut off the BT function on the first device, then connect the earphone with the second device and then open the BT function on your first device.
- 3) Wireless Mode/MP3 Mode switching: Press the "+" and "-" at the same time.
- 4) Power off: Press the MFB for 3 seconds
- 5) Volume up/Volume down: Tap the volume up/volume down key
- 6) Previous and Next Song: Long press the volume down to go back to the previous song, and long press the volume up to skip to next song.
- 7) Pause/play music/answer a call: Tap the MFB once.
- 8) Under MP3 playback mode, double tap the Volume down button to switch between single loop sequential playback and list loop.
- 9) Random playback: Tap the volume+ twice

6. Specifications:

Wireless Version: Wireless5.2

Support Profile: A2DP v1.3, AVRCP v1.5, HFP v1.6, HSP v1.2

Working Frequency: 20HZ-20KHZ

Speaker Diameter: 11 mm

Speaker Impedance: 32 ohm

Speaker Power: 7mW

Battery: Polymer Lithium Battery 180mAh

Music playback Time: 8-9 hours
Talking Time: 9-10 hours
Standby Time: 150 hours
Charging Time: 2 hours
Charging Method: Magnetic contacts charging
Wireless Transmission Distance: 10-15m (free space)

Microphone: Built-in Microphone
Microphone Sensitivity: -38 dB
Headphone Type: In-ear
Power Display: IOS device
Main Material: PC/ABS
Weight: 32g
Dimension (L*W*H): 70mm*55mm*28mm
Built-in Memory card: 8GB
Waterproof Rating: IPX8

7. Package List

1x Sport Wireless Earphones
1x USB Magnetic Charging Cable
1x User Manual
3x Normal Ear Caps (3 sizes)
3x Waterproof Swimming Earplugs (3 sizes)

Warning:

This device complies with Part 15 of the FCC Rules. Operation is subject to the following two conditions: (1) this device may not cause harmful interference, and (2) this device must accept any interference received, including interference that may cause undesired operation.

Changes or modifications not expressly approved by the party responsible for compliance could void the user's authority to operate the equipment.

NOTE: This equipment has been tested and found to comply with the limits for a Class B digital device, pursuant to Part 15 of the FCC Rules. These limits are designed to provide reasonable protection against harmful interference in a residential installation. This equipment generates, uses and can radiate radio frequency energy and, if not installed and used in accordance with the instructions, may cause harmful interference to radio communications. However, there is no guarantee that interference will not occur in a particular installation.

If this equipment does cause harmful interference to radio or television reception which can be determined by turning the equipment off and on, the user is encouraged to try to correct the interference by one or more of the following measures:

- Reorient or relocate the receiving antenna.
- Increase the separation between the equipment and receiver
- Connect the equipment into an outlet on a circuit different from that to which the receiver

is connected.

--Consult the dealer or an experienced radio/TV technician for help

NOTE: This device and its antenna(s) must not be co-located or operation in conjunction with any other antenna or transmitter

The device has been evaluated to meet general RF exposure requirement. The device can be used in portable exposure condition without restriction.