

WE TAKE THE BEST
CARE FOR YOUR LIFE

What is WIKIKI?

The WIKIKI breathing service checks for self-awareness of various physical abnormalities in children and the elderly caused by breathing-related problems. It is an intelligent smart healthcare service developed to promote personal breathing health.



Systematic breathing Practice

- Five breathing Practice systems.
- Mode & Level Breathing practice.
- Visualized breathing check.



Intelligent information management

- Breathing practice, breathing Play Mode support.
- Collection/expression of breathing data.
- Personal practice information and health care.



Health information

- Breathing and brain health information.
- Children's growth development and the elderly Care.
- Information on preventing physical deterioration.



Good Breathing practice

- A simple practice program.
- Support for step-by-step breathing practice.
- Breathing change, self-check.



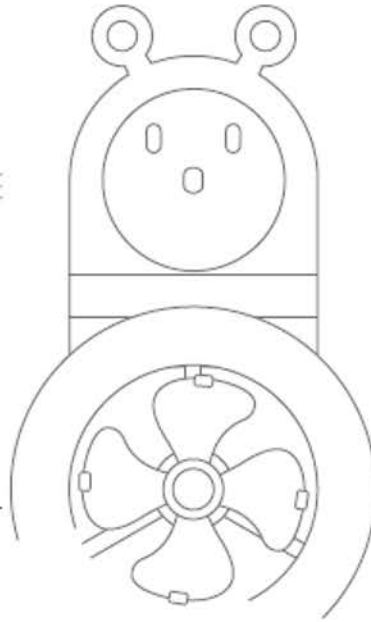
Specialized design

- Weight of terminals for children and the elderly.
- Design considering patients and rehabilitators.
- Character that considers the user.



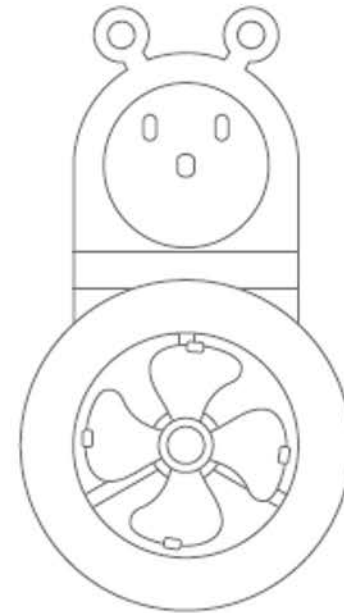
Global technology recognition

- Busan National University, Cha Hospital, Daegu National University.
- Performing clinical R&D at Busan National University Medical School.
- Edison Award-winning company..



wikiki
Smart Health Toy for Human

WIKIKI USER GUIDE



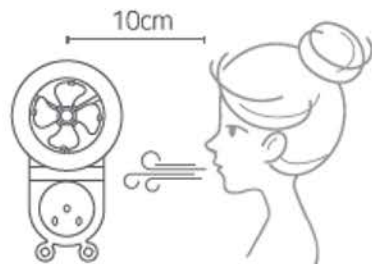
CHIENCE
카 이 언 스

www.chience.co.kr / www.iwikiki.com

Properly Use



Hold the character and use it.



The distance between mouth and WIKIKI : 10cm.

Breathing Practice



Breathing Play

You can practice breathing with 10 different contents.



Breathing Practice

Enjoy practicing : Basic, Advanced Mode & Breathing Section Play Mode



Breathing Schedule

Update Your Breathing Practice Schedule – Everyday Check Your Health Care

WIKIKI SS Resister & How to Play



- 1) WIKIKI App Download
- 2) In App : WIKIKI Device Search & Resister
- 3) Character Basic Information Setup
- 4) Breathing Practice & Play

QR Code

WIKIKI APP/AR download setup that if you QR Code Scan

Setup
WIKIKI
APP



Setup
WIKIKI
AR
APP



Introduce WIKIKI Charactor



NAME : Pangxi

AGE : 8

Feature : A character for strong breathing and passion for training.



NAME : Jellfi

AGE : 7

Feature : My goal is to practice soft and calm breathing health.



NAME : Manti

AGE : None

Feature : Your own efforts for breathing health anytime, anywhere.



NAME : Sharki

AGE : 10

Feature : Smart breathing that creates a healthy mind and a healthy body.

a. Rule Part 15.19(a)(3): This device complies with part 15 of the FCC Rules. Operation is subject to the following two conditions: (1) This device may not cause harmful interference, and (2) this device must accept any interference received, including interference that may cause undesired operation.

b. Rule Part 15.21: The users manual or instruction manual for an intentional or unintentional radiator shall caution the user that changes or modifications not expressly approved by the party responsible for compliance could void the user's authority to operate the equipment.

This equipment has been tested and found to comply with the limits for a Class B digital device, pursuant to part 15 of the FCC Rules. These limits are designed to provide reasonable protection against harmful interference in a residential installation. This equipment generates, uses and can radiate radio frequency energy and, if not installed and used in accordance with the instructions, may cause harmful interference to radio communications. However, there is no guarantee that interference will not occur in a particular installation. If this equipment does cause harmful interference to radio or television reception, which can be determined by turning the equipment off and on, the user is encouraged to try to correct the interference by one or more of the following measures:

- Reorient or relocate the receiving antenna.
- Increase the separation between the equipment and receiver.
- Connect the equipment into an outlet on a circuit different from that to which the receiver is connected.
- Consult the dealer or an experienced radio/TV technician for help.