

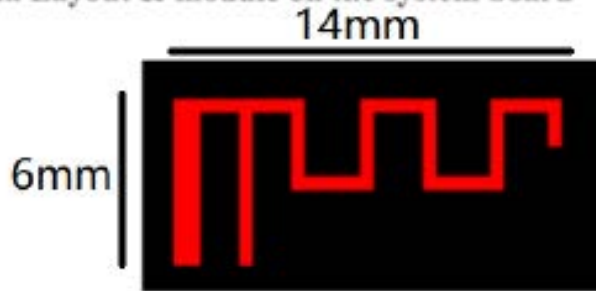
Product specification

Quick Reference Data

| | | |
|----------------------------|------------------------------------|--|
| | Antenna module on the system board | |
| Antenna type | PCB | |
| Frequency | 2.45GHz*1 | |
| Ant. Port Input Pwr. (dBm) | 0 (Typ. BT class 2 output power) | |
| Tot. Rad. Pwr. (dBm) | -2.3 (Input pwr ?loss pwr) | |
| Peak EIRP(dBm) | 1.3 | |
| Directivity (dBi) | 1 (all direction antenna) | |
| Efficiency (dB) | -2.3 (58.5%) | |
| Gain (dBi) | 1.7 (Peak Gain X Z-plane) | |
| Maximum Power (dBm) | 1.3 (XY-plane) | |
| Minimum Power (dBm) | -4(XY-plane) | |
| Avg. Power (dBm) | -0.5(XY-plane) | |
| Max/Min Ratio (dB) | 5.3(XY-plane) | |
| Max/Avg Ratio (dB) | 1.8(XY-plane) | |
| Min/Avg Ratio (dB) | -3.5(XY-plane) | |
| Average Gain (dB) | -0.5 (Avg Gain XY-plane) | |

All the technical data and information contained herein are subject to change without prior notice

Antenna Layout & module on the system board

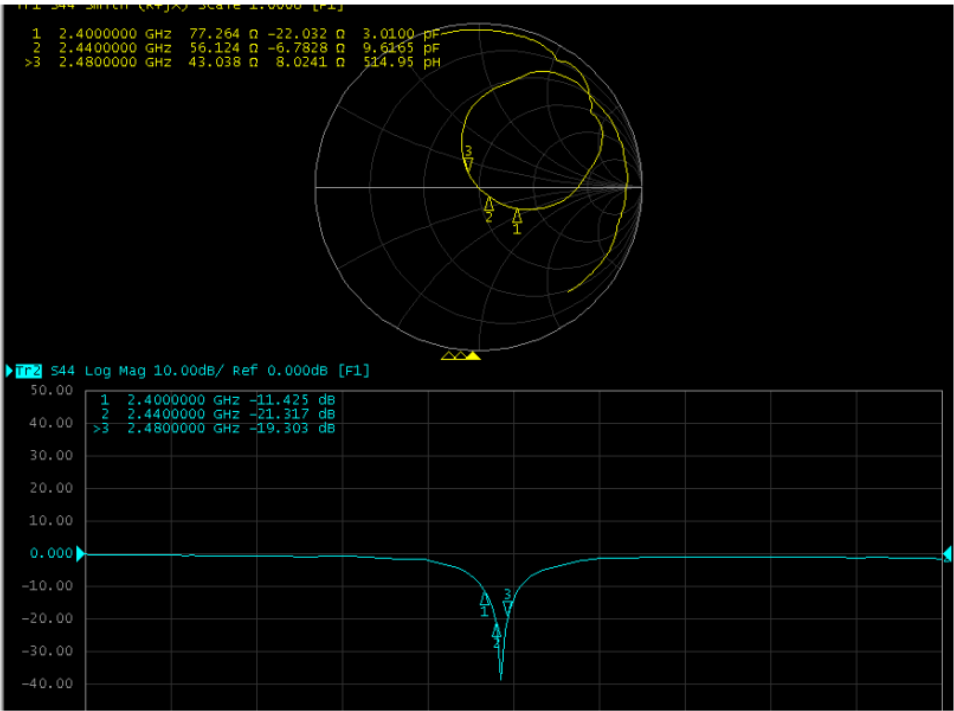


Antenna Gain


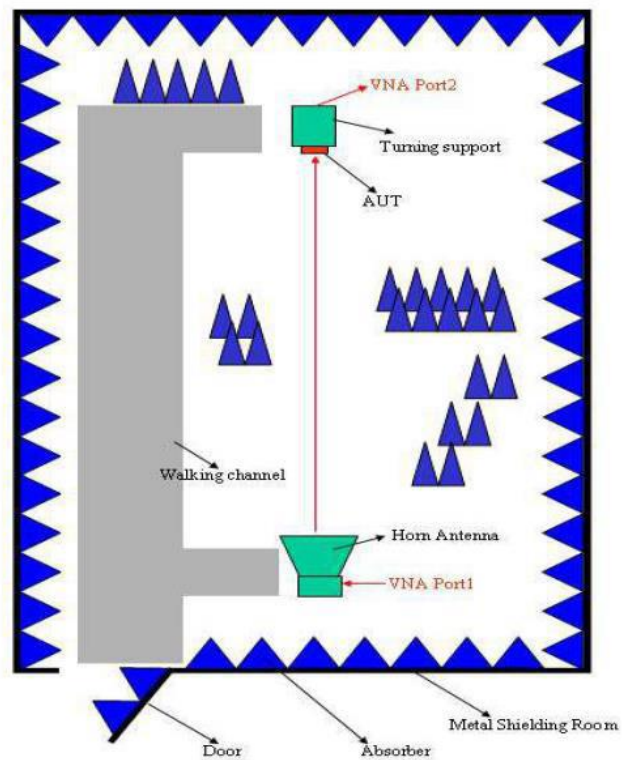
Gain Table

| Unit in dBi @2.44GHz | XY-plane | | XZ-plane | | YZ-plane | | Efficiency |
|----------------------|----------|------|----------|------|----------|------|------------|
| | Peak | Avg. | Peak | Avg. | Peak | Avg. | |
| Module Board | 1.3 | -0.5 | 1.7 | -3.8 | 1.1 | -3.0 | 58.5% |

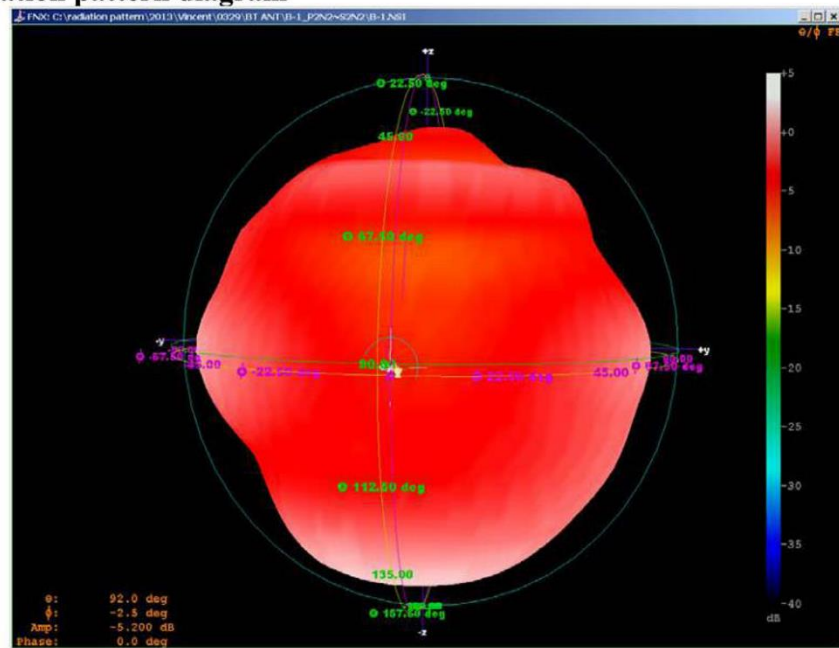
Return Loss



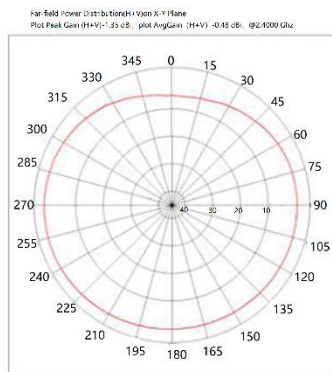
The Environment of Antenna Radiation Pattern



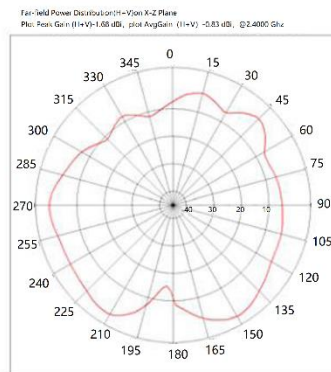
3D radiation pattern diagram



XY-plane



XZ-plane



YZ-plane

