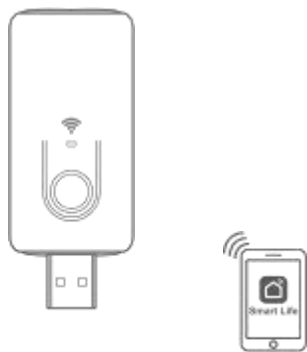


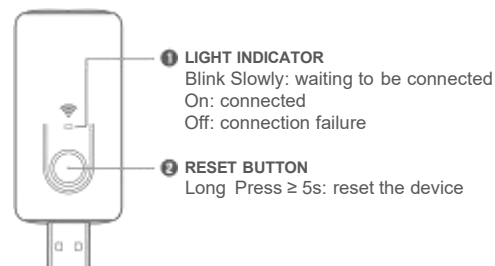
# BLUETOOTH GATEWAY

Model: HCG-002



By connecting to the Bluetooth gateway, remote control of Bluetooth devices can be achieved via smart phone app.

## DEVICE INTRODUCTION



WiFi	2.4 GHz
Bluetooth	4.2 / 5.0
Working Temperature	-10°C - 55°C
Rated Power	< 1.0 W
Power Supply	110 - 240VAC, 50 / 60 Hz
Applicable Locations	Indoor
Distance Between Gateway and Bluetooth Devices About 15 m (depending on obstacles between gateway and the devices)	

\* The Company reserves the right to change the definition and upgrade the device without prior notice.

## DOWNLOAD THE APP

1 Search in APP Store / Google Play or scan the QR code of **Smart Life**.



2 Register an account in the APP.



## CONNECT THE BLUETOOTH GATEWAY

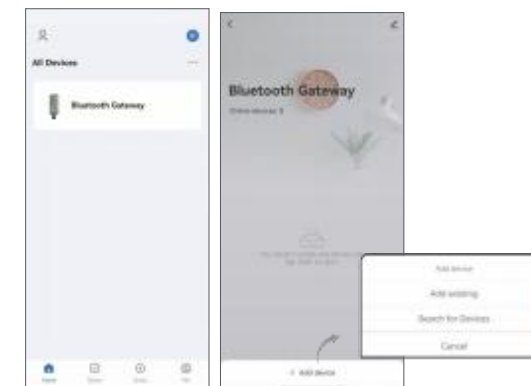
1. Take the gateway and smart phone near the router (2.4 GHz WiFi only), the closer the better.
2. Turn on the phone Bluetooth and enter the APP.
3. Plug the gateway into an indoor socket with a plug adaptor. The light indicator will turn on and few seconds later it will blink slowly, shows it is waiting for network connection.
  - \* If prompted for connection timeout, please hold the reset button for more than 5 sec till the light indicator blinks slowly.
  - \* If the light indicator does not blink, please remove and reinstall the gateway, then hold the button again.
4. Add the gateway as promoted by the APP or scan the QR code to add in the APP.



## OPERATING INSTRUCTIONS IN APP

### QUICK GUIDE:

1. After finishing the connection, the gateway paired will be displayed on the page.
2. Click "Bluetooth Gateway" and get into the main page of the gateway, then add the Bluetooth device as promoted.



## Congratulations!

After successful paired, please turn off the smart phone Bluetooth.

Users can remotely control the Bluetooth devices in the APP anytime and anywhere.

### TIPS:

- Because of the communication delay, please manually scroll down to refresh every time you enter the APP for data update.
- Due to the upgrades and updates of **Smart Life** APP, the actual operations may be slightly different from the above descriptions. Kindly follow the instructions in current APP.
- Please upgrade the version according to the APP prompts and regularly clean up the cache to ensure that the device can work well.
- The gateway shall be always within the effective range of the router. The WiFi must be 2.4 GHz WiFi network.



## TROUBLESHOOTING

### 1. The gateway cannot be connected to the router.

- Wrong WiFi frequency. Please change it to 2.4 GHz.
- Incorrect WiFi password. Please reenter.
- Weak WiFi signal. Please shorten the distance between the gateway and the router.
- Smart phone fault. The smart phone is aged with too large memory, which causes jamming during the operation.

### 2. The gateway and the Bluetooth device have been paired but the Bluetooth device cannot be connected via the APP.

- Check whether the Bluetooth device has been successfully paired with the gateway. If not, re-pair the device.
- The Bluetooth device may be beyond the remote control distance of the gateway. Please adjust the position of either the Bluetooth device or the gateway.

### Manufacturer:

Ningbo Hanci Electrical Co., LTD.  
No.127 -129, Dexing Road, Ninghai County, Ningbo City,  
China. 315600

Made in China

## AFTER-SALES SERVICE

- In case of device performance failures, 1- year-warranty after sale is included (excluding accessories).
- Damages caused by unauthorized maintenance, misuse, collision, negligence, abuse, accident, modification, incorrect use of the device or its parts and force majeure are not covered by the warranty.
- You may contact local distributors or special repair stations with the device invoice and warranty card if your device fails due to quality problems.

## WARRANTY CARD

Customer: \_\_\_\_\_ Tel.: \_\_\_\_\_

Contact Add: \_\_\_\_\_

Device Name: \_\_\_\_\_ Model: \_\_\_\_\_

Purchase Add: \_\_\_\_\_ Order Date: \_\_\_\_\_

## DECLARATION ON HAZARDOUS SUBSTANCES IN ELECTRONIC PRODUCTS

PARTS	Hazardous Substances					
	Pb	Hg	Cd	Cr(VI)	PBB	PBDE
Plastic	○	○	○	○	○	○
PCBA	○	○	○	○	○	○
Accessories	○	○	○	○	○	○

This form is compiled in accordance with the requirements of SJ / T11364.

○ Indicates that the concentration of the hazardous substance contained in all the homogeneous materials of this part is below the limit requirement of the GB / T26572 standard.

X Indicates that the concentration of the hazardous substance contained in all the homogeneous materials of this part is above the requirement of the GB / T26572 standard.



FCCCaution:  
Thisdevicecomplieswithpart15oftheFCCRules.Operationissubjecttothe followingtwoconditions:(1)Thisdevicemaynotcauseharmfulinterference,and(2) thisdevicemustacceptanyinterferencereceived,includinginterferencethatmay cause undesired operation.

AnyChangesormodificationsnotexpresslyapprovedbythepartyresponsiblefor compliancecould void the user's authorityto operatetheequipment.

NOTE: This equipment has been tested and found to comply with the limits for a Class B digital device, pursuant to Part 15 of the FCC Rules. These limits are designed to provide reasonable protection against harmful interference in a residential installation. This equipment generates, uses and can radiate radio frequency energy and, if not installed and used in accordance with the instructions, may cause harmful interference to radio communications. However, there is no guarantee that interference will not occur in a particular installation. If this equipment does cause harmful interference to radio or television reception, which can be determined by turning the equipment off and on, the user is encouraged to try to correct the interference by one or more of the following measures:

- Reorient or relocate the receiving antenna.
- Increasethe separationbetween theequipmentand receiver.
- Connect the equipment into an outlet on a circuit different
- from that to which the receiver is connected.
- Consultthe dealer oranexperienced radio/TVtechnician for help

To maintain compliance with FCC's RF Exposure guidelines, This equipment should be installed and operated with minimum distance between 20cm the radiator your body: Use only the supplied antenna.