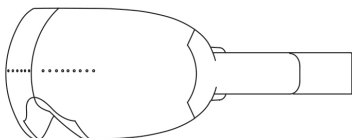


SMART EYE MASSAGER

uEye2



Instruction Manual

Dear user:

Thank you for purchasing our product, with a great appreciation that we remind you to read this manual before using the machine, in order to having a great experience that our products bring to you.

Please read this manual before using.

Please read this manual carefully before use

PART 1: Please use this machine under the guidance of a professional staff or doctor.

A. Patients with heart disease, pacemaker, infectious disease, malignant tumor disease, bleeding tendency, acute suppurative infection, local metal implants, cardiac area, lower abdomen of pregnant women, abnormal blood pressure, etc.

B. Skin abrasion, suppurative inflammation, product placement to avoid wound so as to avoid pain.

C. Users who have used an implantable electronic device (e.g., a pacemaker) shall not be able to use the device for treatment and massage without prior medical advice.

PART 2: Do not use this product under any of the following conditions.

A. Those in the recovery stage after eye surgery.

B. Patients who are under treatment and feel physical abnormalities.

C. Patients with skin perception disorders or skin abnormalities.

D. Use by children under adult supervision.

PART 3: Matters need attention

01. When charging, do not use or clean the product, be careful of electric shock.

02. Keep the product away from water sources, fire sources and corrosive environments.

03. Do not use this product in humid, high temperature and high electromagnetic environment.

04. This product has built-in lithium battery, please do not disassemble, refit or throw fire, in order to avoid danger.

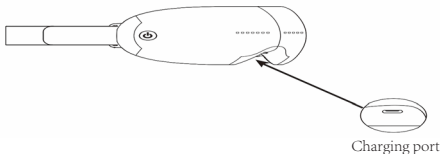
05. Do not use this product continuously for a long time, otherwise it may cause fatigue and discomfort of the massage area.

06. This product is not suitable for use by any patient or person with no ability to operate.

07. The use of this product by children or persons with limited ability must be under the supervision of an adult or a competent person.

08. This product is a household electronic product, not used as a medical device, not suitable for diagnosis, treatment and other commercial purposes.

product configuration



- 1.The host*1
- 2.USB charging cable*1
- 3.Manual, certificate and warranty card (joint bookbinding) *1

Notice for use

**About Frequency of use

Use it once in the morning and at night for 10 minutes each time

**Caution before use

- 1 Do not handle the product when hands are wet.
- 2 Please remove contact lenses, false eyelashes and other items before use to avoid discomfort during massage.
- 3 Discontinue use and consult your doctor if you feel pain or burning in your eyes.

**About the post-use state

The massage area may turn red for a short time, but it will return to normal after a while. 2 Due to a long time of closed eye massage, after the massage will be short, blurred vision, closed eyes after a rest can return to normal.

Product operation

Charging methods

Computer USB interface/portable power /5V 1A power adapter

1. Connect the USB charging cable with the machine and remove the USB charging cable after the battery is full.
2. The red-light flashes slowly during charging and turns green after the power of machine is full.
3. Charging time is about 2-3 hours. After the battery is full, it is necessary to avoid long continuous charging, which will cause damage to batter life and machine.
4. Voice prompts alarm in the low power during use. Please stop use and use it after full charge.

Wearing method

- 1.Unzip the product elastic band
- 2.Wear this product on your head and adjust the angle
- 3.Press and hold the power button for 2 seconds to turn on the product, and the product starts to work after the voice broadcast is completed.
- 4.Please remove contact lenses, glasses, false eyelashes before use

In the process of charging, the product does not support startup work.
The product starts the self-protection program and stops working.

Operation Methods

1. Press the button “on/off” for 2 seconds can turn on the machine and background music function, the green light on the machine starts shining.
2. When the machine is in the middle of working, press the button “on/off” for 2 seconds can turn off the machine the green light will be off at the same time.
3. Short press the button “on/off” quickly in the state of working which can switch the mode, it has 3 different modes to change, once the machine turns on, the massage time is automatically set up in 10 minutes.

Mode 1 (eye exercise mode) Vibration + Heating + Music

Mode 2 (eye beauty mode) Vibration + Music

Mode 3 (sleeping mode) Soft vibration + Heating + Music

Bluetooth name: UEYE-2

After turning on the device, you can directly use the mobile phone to connect to the Bluetooth device to play music.

4. There are voice prompts for disconnection and connection (after Bluetooth connection, background music is turned off), and the Bluetooth is turned on by default.

5. Background music: Background music is turned on by default after power on.

When Bluetooth is not used, background music will play automatically.

6. Double click the power button to manually turn off the background music. (Only turn off the background music, not the prompt tone)

7. Low voltage warning: about 3.5V, if the red light starts shining during the use, it means the machine is out of battery, please charging immediately until the light is turning to green color which means the power is full of. (The voice prompts will remind you when the power is low)

When using this machine, please confirm whether the product has enough power.

If the power is too low and the machine cannot be started up, please charge it before using.

Failure checking and Battery dismantling steps

Basic Failure	Possible reason	Testing/ Solution Charging Charging
The machine can't be turned on	The USB wire doesn't plug in the right way	Check the USB wire and connect with machine correct
	The battery is in low power	Charging
The intensity of massage is weak	The battery is in low power	Charging

Battery dismantling steps

1. Cut off the external power supply and remove the product shell.
2. Cut off the two power cords connected to the battery one by one.
3. Remove the battery and use insulating glue to stick to the power cord interface.
4. Please put waste batteries in a fixed collection point.
5. Please abide by the local environmental laws to discard the battery.

Health and environmental protection

The packaging of this product should not be discarded or incinerated at will, and should be sent to the garbage collection station.

When this product is not in use, it should not be disassembled, discarded or incinerated at will, and should be sent to the garbage collection station.



Product information

Product Name	Smart Eye Massager uEye 2
Rated Voltage	5V
Rated current	1A
Rated Power	5W
Rated Time	10min
Heating Temperature	45°C
Battery	1000mAh
Battery Type	Rechargeable Lithium Batteries
Product Weight	190g
Packaging Accessories	Massage 、 Charging cable 、 Manual
Main Material	PC、 ABS、 Silica gel
Product Size	216*114*80mm
Executive Standard	GB4706.1-2005 、 GB4706.10-2008

The name and content of harmful substances

Harmful substances						
Components	Pb	Hg	Cd	Cr(VI)	PBB	PBDE
Electric wire	X	O	O	O	O	O
Heating elements	X	O	O	O	O	O
Motor	O	O	O	O	O	O
Electronic	X	O	O	O	O	O
Plastic	O	O	O	O	O	O
Battery	X	O	O	O	O	O

The form is compiled in accordance with SJ/T 11364

O: Shows the content of the hazardous substance in all materials of the part is below the specified limit requirement.

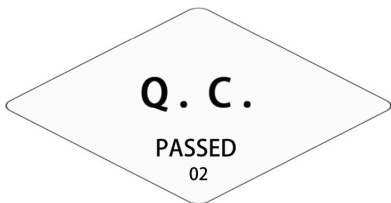
X: Indicates that the content of the hazardous substance at least one of the homogeneous materials of the part exceeds GB/T 26572-2011 the specified limit requirement.



Note:

*The environmental protection use period is the number 10 in the logo, representing ten years, which means that the harmful substances contained in electrical and electronic products will not leak or mutate under normal use conditions.

*This label explains: This product can be used with confidence within the environmental protection use period, and should be recycled after the environmental protection use period is exceeded.



* Please keep this warranty card properly, the card (or copy version) needs to be sent to seller with machine together when functions are failure.

Warranty Card

Name		Phone	
Purchase channel/address			
purchase time			
Warranty deadline			
This product is guaranteed for one year from the date of Porcha			

Born For Health

This device complies with Part 15 of the FCC Rules. Operation is subject to the following two conditions: (1) this device may not cause harmful interference, and (2) this device must accept any interference received, including interference that may cause undesired operation

NOTE: This equipment has been tested and found to comply with the limits for a Class B digital device, pursuant to Part 15 of the FCC Rules. These limits are designed to provide reasonable protection against harmful interference in a residential installation. This equipment generates, uses and can radiate radio frequency energy and, if not installed and used in accordance with the instructions, may cause harmful interference to radio communications. However, there is no guarantee that

interference will not occur in a particular installation.

If this equipment does cause harmful interference to radio or television reception, which can be determined by turning the equipment off and on, the user is encouraged to try to correct the interference by one or more of the following measures:

- Reorient or relocate the receiving antenna.
- Increase the separation between the equipment and receiver.
- Connect the equipment into an outlet on a circuit different from that to which the receiver is connected.
- Consult the dealer or an experienced radio/TV technician for help.

Warning: changes or modifications not expressly approved by the party responsible for compliance could void the user's authority to operate the equipment