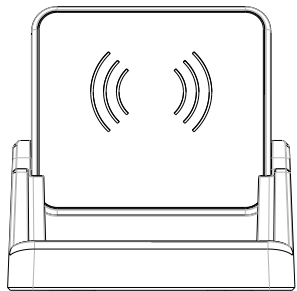


Wireless Charger +Charging Magnetic + Phone Holder

Product Specification



10W/15W 快充
10W/15W FAST CHARGING



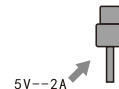
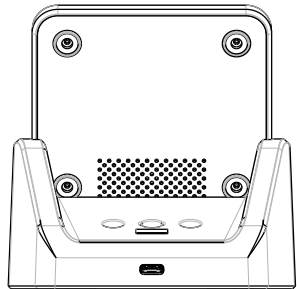
苹果/安卓/TP-C 通用
APPLE/ANDROID/TP-C COMPATIBILITY



一机双充
DOUBLE CHARGING FOR ONE MACHINE

Made in China

Product use



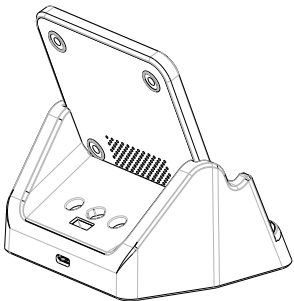
Insert the power adapter **TYPE-C** head into the power Jack behind the base.



【NOTE】Please use the power transformer of 5V-2A correctly

1

Product use



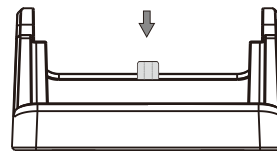

1. Large USB Output port
2. Equipped with three magnetic Head



Please read it carefully before using it

2

Product use



- 1.Wireless Charger
- 2.Charging Magnetic
- 3.Phone Holder

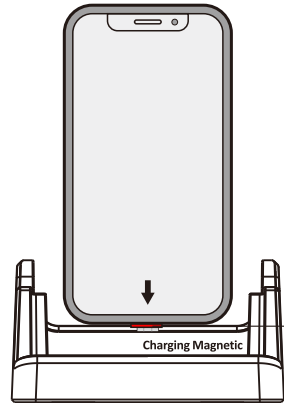
- Connect part 1 to part 2 as prompted above.
- Components 1 and 2 can be connected separately to meet the requirements of the adapter.



【NOTE】The TYPE-C public seat of component 2 is not allowed to connect to the mobile phone or other equipment

3

Product use



- 3.Magnetic suction connector connected to mobile phone

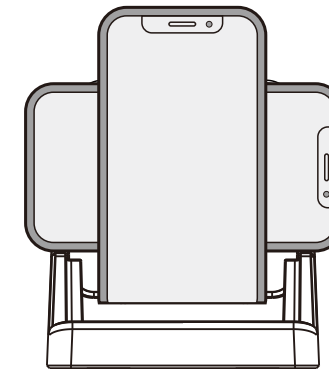
- Mobile phones that do not have wireless charging function need to be plugged into the equipped magnetic suction connector, and then the mobile phone can be recharged in the charging slot of the vertical charger.



【NOTE】The TYPE-C public seat of component 2 is not allowed to connect to the mobile phone or other equipment

4

Product use



- Mobile phones with wireless charging function can be charged wirelessly by horizontal screen vertical screen.



【NOTE】The TYPE-C public seat of component 2 is not allowed to connect to the mobile phone or other equipment

5

XD-W-007

Wireless Charger +Charging Magnetic + Phone Holder

- Vertical wireless charger XD-W-007,can charge devices such as smart watches or mobile phones that meet the QI wireless charging standard.
- XD-W-007 can charge any cell phone that meets the size specification. (need to be matched with the corresponding magnetic suction connector)
- XD-W-007 can support up to 15W (max)power to charge the equipment.
- XD-W-007 can get rid of the shackles of charging lines, convenient and fast to charge the equipment.
- XD-W-007 can be used as the horizontal screen / vertical screen bracket of the mobile phone,and can be charged while using it.

Thank you for using XD-W-007. in order to easily experience the product!

we are equipped with detailed instructions for the use of the product, from which you can get the introduction of the product, the method of use, etc., before you use this product, please read the manual carefully, if there are printing errors or translation errors forget the understanding of the majority of users.

In order for users to ensure good performance when using this product correctly,Please read carefully and abide by it.

- Do not disassemble the product by yourself so as not to be electrocuted.
- Do not place the product on an unstable desktop when you use it,so as not to drop the product and damage it.
- Do not place the product in a high temperature and high humidity environment.



Please read it carefully before using it

6

FCC statement:

This device complies with Part 15 of the FCC rules. Operation is subject to the following two conditions: 1) this device may not cause harmful interference, and 2) this device must accept any interference received, including interference that may cause undesired operation.

Note: This equipment has been tested and found to comply with the limits for a Class B digital device, pursuant to part 15 of the FCC Rules. These limits are designed to provide reasonable protection against harmful interference in a residential installation.

This equipment generates uses and can radiate radio frequency energy and, if not installed and used in accordance with the instructions, may cause harmful interference to radio communications. However, there is no guarantee that interference will not occur in particular installation. If this equipment does cause harmful interference to radio or television reception, which can be determined by turning the equipment off and on, the user is encouraged to try to correct the interference by one or more of the following measures:

- Reorient or relocate the receiving antenna.
- Increase the separation between the equipment and receiver.
- Connect the equipment into an outlet on a circuit different from that to which the receiver is connected.
- Consult the dealer or an experienced radio/TV technician for help.

Changes or modifications not expressly approved by the party responsible for compliance could void the user's authority to operate the equipment.

Radiation Exposure Statement

This device complies with FCC RF radiation exposure limits set forth for an uncontrolled environment. This transmitter must not be co-located or operating in conjunction with any other antenna or transmitter. During the operation of device a distance of 15 cm surrounding the device and 20 cm above the top surface of the device must be respected.