

ANNEX A TEST SETUP PHOTOS

PHOTO 1

Conducted Emission




PHOTO 2

Radiated Emission
(9kHz to 30MHz)





PHOTO 3

Radiated Emission
(30MHz to 1GHz)



--- End ---