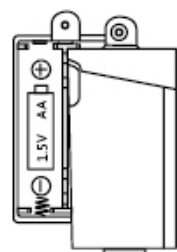
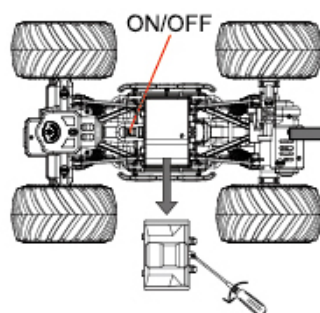
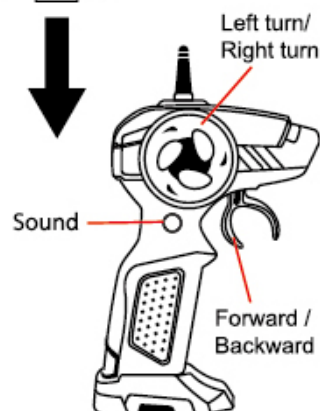


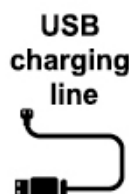
Instructions



**USES 2X1.5V "AA"
BATTERIES
(NOT INCLUDED)**



**7.4V Li-ion
For Vehicle
(Included)**



RECHARGEABLE BATTERY:

Battery charging time: 90mins (approx.)

Playing time: 30mins (approx.)

Red light of USB cable **ON** when charging.

Red light of USB cable **OFF** when fully charged.

WARNING.

Not suitable for children under 3 years. Small parts. Choking hazard.
Packaging is not a toy. Remove tags, wires, ties, packaging and any accessories before giving to a child.
Adult assembly is required. The assembly should be checked by an adult before each use.
Adult supervision is required at all times whilst children play with this toy.
Examine the toy regularly for wear before giving to a child. Do not use if damaged.
For indoor use ONLY. Do not operate toy on the street or highways.
Do not use on high pile carpets or similar.
Do not submerge the toys or controller in water.
Do not operate on high pile carpets or similar.
Do not use people or animals as obstacles. Never aim the toy at people or animals.
Do not run your toy into furniture, objects or hard surfaces to avoid damage to property or the toy.
Keep fingers, hair and loose clothing away from the tyres, gears and motor while the toy is switched on.
Do not leave the toy or controller near to heat source.
Colours and styles may vary from illustrations.
Retain this information for future reference.

WARNING! This toy produces flashes that may trigger epilepsy in sensitized individuals.
Contains non-replaceable LED's.

BATTERY WARNINGS

Batteries are to be handled by an adult only.
See instructions for battery replacement.
Requires 1 x 7.4V rechargeable battery for car (Included) and 2 x AA (1.5V) batteries for remote controller. (Not Included)
The batteries in this toy are for shelf sales demonstration purposes only.
Batteries may need replacing shortly after purchase for optimal performance.
The manufacturer makes no guarantee as to demonstrate battery life.
The consumer is responsible for appropriate replacement of batteries
Do not mix alkaline, standard (carbon-zinc) or rechargeable batteries.
Do not mix old or new batteries.
If the toy is not used for a long time, remove the batteries.
Non-rechargeable batteries are not to be recharged.
Rechargeable batteries are to be removed from the toy before charged.
Rechargeable batteries are to be charged by an adult.
Exhausted batteries are to be removed from the toy by an adult.
The supply terminals are not to be short-circuited.
Only batteries of the same or equivalent type as recommended are to be used.
Batteries are to be inserted with the correct polarity as shown on the battery compartment.
Dispose of batteries safely. Do not attempt to burn them. Use collection points where available.
Remove used batteries from the toy.
To remove and replace batteries, open the battery cover with a screw driver. Insert fresh batteries into the compartment making sure the polarity (+/-) is as indicated. Replace the battery cover. Ensure battery compartment is secure before use.

RECHARGING WARNINGS

Only use the charger / USB supplied with this toy. Failure to do so may result in damage to battery /toy /property
Regularly examine the charger / USB for damage to the cord, plug and enclosure. If any damage is found do not use until the damage has been repaired by a qualified person.
Only adults to charge the toy.
Never leave the toy on charge when unattended.
Never leave the toy on charge for more than the specified charge time.
Never charge the toy near to combustible materials or in damp conditions.
Never charge the toy near to other heat sources or in direct sun light to avoid overheating of the battery.
Always recharge the batteries out of reach of children.
Never recharge the battery directly after using, allow at least 30 minutes to cool.
Only charge on a heat resistant surface.

This device complies with Part 15 of the FCC Rules. Operation is subject to the following two conditions: (1) this device may not cause harmful interference, and (2) this device must accept any interference received, including interference that may cause undesired operation.

Note: This equipment has been tested and found to comply with the limits for a Class B digital device, pursuant to Part 15 of the FCC Rules. These limits are designed to provide reasonable protection against harmful interference in a residential installation. This equipment generates, uses and can radiate radio frequency energy and, if not installed and used in accordance with the instructions, may cause harmful interference to radio communications. However, there is no guarantee that interference will not occur in a particular installation. If this equipment does cause harmful interference to radio or television reception, which can be determined by turning the equipment off and on, the user is encouraged to try to correct the interference by one or more of the following measures:

- Reorient or relocate the receiving antenna.
- Increase the separation between the equipment and receiver.
- Connect the equipment into an outlet on a circuit different from that to which the receiver is connected.
- Consult the dealer or an experienced radio/TV technician for help.

The device has been evaluated to meet general RF exposure requirement. The device can be used in portable exposure condition without restriction.

Statement according to FCC part 15.21:

Changes or modifications not expressly approved by the party responsible for compliance could void the user's authority to operate the equipment.