



## DS-856 wireless keyboard

Dear users:

Thank you for buying and using our products!

In order to protect your rights and interests, this product is implemented after-sales service on the basis of laws and regulations stipulated by the state. In order to make our service more satisfactory to you, please read these following cards carefully and keep them properly after purchasing.

Product quality assurance:

- 1.Note: the cards are warranties and must be valid with the seller's stamp and properly preserved.
- 2.The validity period of service is effective from the date of your purchase, that is, the sales date is based on this certificate.

Services:

1. Within seven days from the date of purchase, if the package is not damaged and does not affect the resale of the product. If you are not satisfied,return the item & package.
2. within fifteen days from the date of purchase, if consumers are not satisfied ,we offer replacement with the same value of the products.
3. Under the normal use and maintenance of the purchased products within the three-pack period, the free maintenance service is implemented. If there is a breakdown, it can be repaired and replaced free of charge by the technician after checking and confirming.
4. Be sure to bring all cards when repairing or changing items. The invoice and anti-cou ing label should be replaced by the seller.

The following scope does not fall within the scope of the Product quality assurance & Services:

1. exceeding the validity period
2. not using the items according to the instruction manual.
3. self dismantling the equipment/devices
4. not having invoice.
5. unauthorized alteration of three package vouchers
6. tear the bottom sticker.
7. Fake items/Fake logo
8. vouchers and material objects are not acceptable.
9. due to factors that cannot be resisted.
10. Using pirated software to cause virus to the hardware.
11. External factors
12. other non product design and non technical problems,that cause products damaged.

### Customer Information Table:

| User Information |                   |
|------------------|-------------------|
| User's Name:     | Tel.NO.:          |
| E-mail:          |                   |
| Model No.:       | Date of Purchase: |

### Keyboard function introduction



Two in one 2.4G  
wireless connection



Built-in Phone holder



Ergonomic design

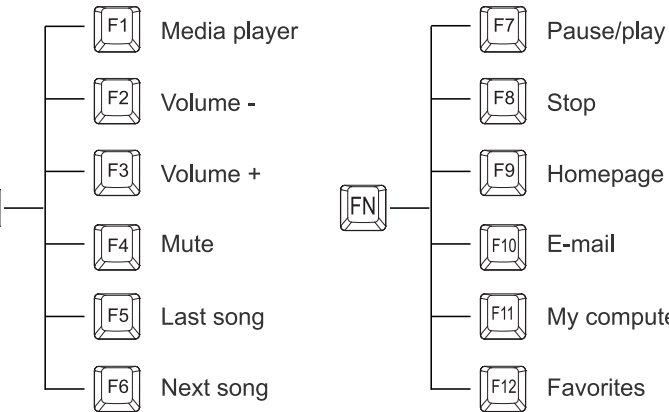


Multiple shortcut keys



Support automatic sleep  
without operation

### Function key switch



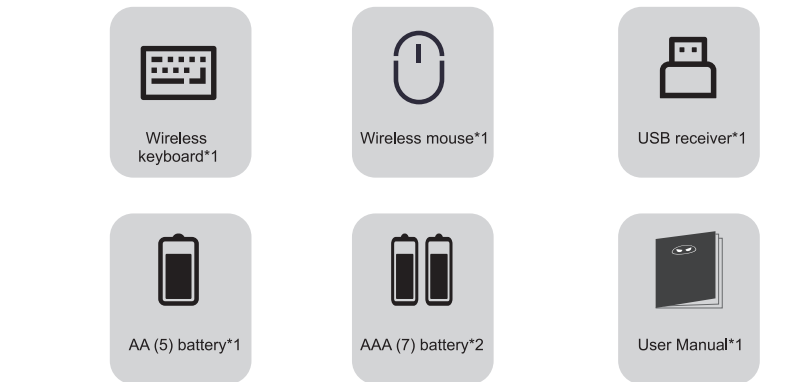
### Keyboard specifications

|                 |               |                   |       |
|-----------------|---------------|-------------------|-------|
| Keyboard size   | 408*168*33mm  | Interface Type    | USB   |
| Keyboard weight | 565±10g       | Number of Keys    | 101   |
| Connection      | Wireless 2.4G | Operating Voltage | 3V    |
| Work distance   | ≤6m           | Working Current   | ≤20mA |

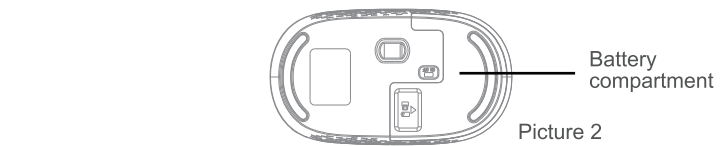
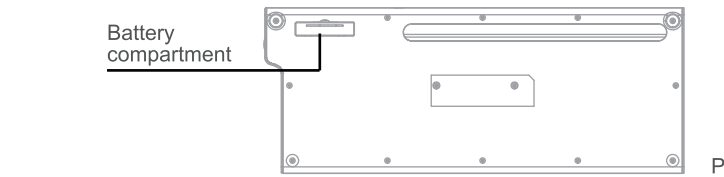
### Mouse specifications

|              |               |                |         |
|--------------|---------------|----------------|---------|
| Mouse size   | 108×61×30mm   | Interface Type | USB     |
| Mouse Weight | 70±5g         | Resolution     | 1200DPI |
| Connection   | Wireless 2.4G | Work distance  | ≤6m     |

### Standard configuration



### Installation instructions



- 1). Take out the USB receiver from the bottom of the mouse and plug it into the USB port of the computer. (Picture 2)
- 2). Open the battery cover at the bottom of the keyboard, put two AAA (size 7) battery into the battery box (note that the positive and negative poles of the battery must be correct), and close the battery cover. (Picture 1)
- 3). Open the battery cover at the bottom of the mouse, and put an AA (No. 5) battery into the battery cover (note that the positive and negative poles of the battery must be correct), then close the battery cover. (Picture 2)
- 4). You can also put the USB receiver into the receiver slot at the bottom of the use when you are out and not in use.

### Matters Needing Attention:

- ★ If the device does not work properly, please check PS/2 or USB of the computer. Whether the joint is normal or the equipment cable is broken.
- ★ Avoid the use of this device in environments with intense sunlight, overheating or severe dust.

For more information,please log in the website "www.magegee.com"

### FCC Statement

Changes or modifications not expressly approved by the party responsible for compliance could void the user's authority to operate the equipment. This equipment has been tested and found to comply with the limits for a Class B digital device, pursuant to Part 15 of the FCC Rules. These limits are designed to provide reasonable protection against harmful interference in a residential installation. This equipment generates uses and can radiate radio frequency energy and, if not installed and used in accordance with the instructions, may cause harmful interference to radio communications. However, there is no guarantee that interference will not occur in a particular installation. If this equipment does cause harmful interference to radio or television reception, which can be determined by turning the equipment off and on, the user is encouraged to try to correct the interference by one or more of the following measures:  
-- Reorient or relocate the receiving antenna.  
-- Increase the separation between the equipment and receiver.  
-- Connect the equipment into an outlet on a circuit different from that to which the receiver is connected.  
-- Consult the dealer or an experienced radio/TV technician for help  
This device complies with part 15 of the FCC rules. Operation is subject to the following two conditions (1)this device may not cause harmful interference, and (2) this device must accept any interference received, including interference that may cause undesired operation.





DS-856

无线键鼠套装



## 一、用户须知

尊敬的用户：

感谢您购买并使用MageGee产品!为了保护您的权益,本产品在国家规定的《微型计算机商品修理更换退货责任规定》(俗称三包)的基础上实行售后服务,为了使我们的服务能让您更满意,购买后请认真阅读此用户指南并妥善保存。

产后质量保证说明:

一、请注意:此指南为质保凭证,必须有销售商的加盖公章为有效并妥善保存;线上(电商平台)购买无需加盖印章,以平台的电子购买记录为准。

二、服务有效期:自购买之日起生效,即以本凭证记载销售日期为准。

三、服务内容:

- 1.自购买之日起七日内,包装未损坏,不影响再次销售的产品,消费者不满意包退包换。
- 2.自购买之日起十五日内,包装未损坏,不影响再次销售的产品,消费者不满意包换同等价值之键鼠产品。
- 3.所购产品在三包期内正常使用和维护下,实行免费维修服务。由本机元器件引发之故障,经技术人员检测确认,可免费维修及更换配件。
- 4.报修报换时请务必带齐三包卡、发货票据,由销售商负责更换(包退包换需附件齐全)。

四、下列范围不属于三包服务范围:

- 1.超过三包卡有效期的。
- 2.未按产品使用说明的要求使用、维护、保管而造成损坏的。
- 3.非承担三包维修者拆动造成损坏的。
- 4.无有效三包凭证及有效发票的(能证明该商品有效期限内的除外)。
- 5.擅自涂改三包凭证的。
- 6.消费者自行拆除产品底部贴纸之产品。
- 7.消费者遗失产品防伪卷标贴纸或产品防伪卷标贴纸破损难辨真伪值产品。
- 8.三包凭证上的产品型号或编号与商品实物不相符的。
- 9.因不可抗力(如地震、火灾、水灾等)原因造成产品不良或损坏的。
- 10.使用盗版软件造成损坏的,或者使用过程中感染病毒造成产品损坏的。
- 11.人为因素造成产品不良(如:错误操作、搬运损坏、磕碰、输入不合适电压等)。
- 12.其他非产品设计、技术、制造、质量等问题而导致的不良或损坏。

## 二、客户信息登记表

| 用户讯息       |         |
|------------|---------|
| 用户姓名:      | 联系电话:   |
| E-mail 地址: |         |
| 购买产品型号:    | 购买产品日期: |

## 三、键盘功能介绍



二合一无线2.4G连接



手机置放槽



人体工程学按键设计

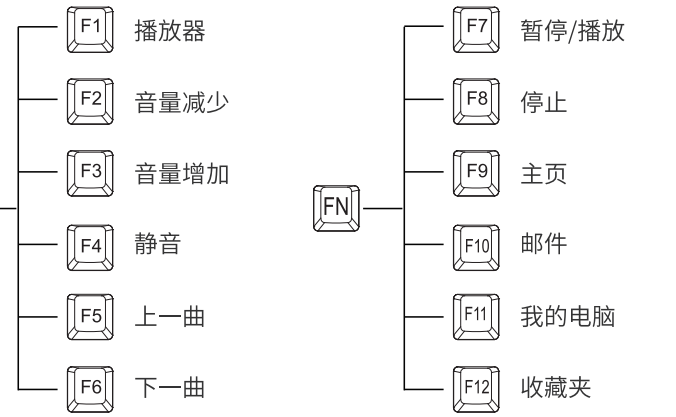


多个复合功能按键



支持无操作自动休眠

## 四、复合键操作说明



## 五、键盘规格说明

|      |              |      |          |
|------|--------------|------|----------|
| 键盘尺寸 | 408*161*33mm | 键盘重量 | 565±10 g |
| 连接方式 | 无线2.4G       | 工作距离 | ≤6m      |
| 接口类型 | USB          | 按键数量 | 101      |
| 工作电压 | 3 V          | 工作电流 | ≤20mA    |

## 六、鼠标规格说明

|      |             |      |         |
|------|-------------|------|---------|
| 鼠标尺寸 | 108*61*30mm | 鼠标重量 | 70±5 g  |
| 连接方式 | 无线2.4G      | 工作距离 | ≤6m     |
| 接口类型 | USB         | 分辨率  | 1200DPI |

## 七、标准配置



无线键盘\*1



无线鼠标\*1



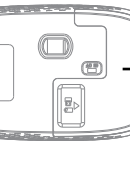
USB接收器\*1



5号电池\*1



7号电池\*2



用户手册\*1

## 八、安装说明介绍

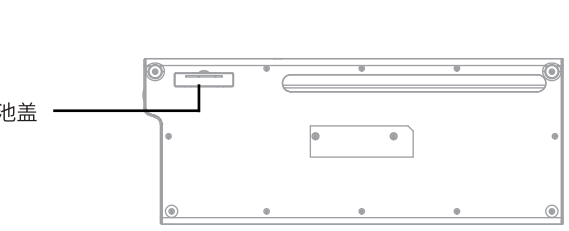


图1

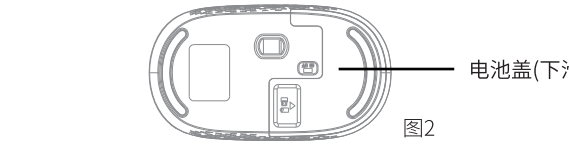


图2

- 1).从鼠标底部取出USB接收器,插到电脑的USB端口。(如图2)
- 2).打开鼠标底部电池盖,将一节AA(5号)电池装入电池槽中(注意电池的正负极必须正确),盖上电池盖。(如图2)

PS: 外出携带及不使用时也可以将USB接收器装入鼠标底部的接收器槽内。

## 九、产品使用说明

- 1.本设备为即插即用,直接插入电脑USB接口,即可使用。
- 2.该产品支持Win2000, Win XP, Win ME, Vista, Win7, Win8, Android, linux, Mac等操作系统。

### 注意事项:

- ★如果设备无法正常操作,请检查计算机的PS/2或USB接头是否正正常或者设备电缆线是否有破裂。
- ★避免阳光强烈照射、过热或严重灰尘的环境中使用此设备。

详细信息请登录查询:[www.magegee.com](http://www.magegee.com)

